

Engine & Cooling	Fuel	Ignition	Electrical	Running gear	Torque settings	Capacities	Notes & Illustrations
------------------	------	----------	------------	--------------	-----------------	------------	-----------------------



Automotive Technical DATA BOOK

Click on one of the buttons above to view data for this car. To return to this screen and make another choice, click anywhere on the data screen.

MENU

HELP

Engine and cooling system Uno Turbo ie (1372) 1990 to 1992

Type		146 A8.000 SOHC. 85kW
Capacity (cm ³) / number of cylinders		1372 / 4
Compression ratio / pressure	bar	7.8±0.1 / _
Oil pressure	bar	[3.4 to 4.9]
Oil temperature	°C	100
Valve clearance - inlet	mm	0.40±0.05
Valve clearance - exhaust	mm	0.50±0.05
Firing order		1-3-4-2
No 1 cylinder position		TBE
Thermostat opening temperature	°C	80 to 84
Radiator cap pressure	bar	0.98

Fuel system Uno Turbo ie (1372) 1990 to 1992

Idle speed - manual [auto]	rpm	800 to 850
Fast idle speed - manual [auto]	rpm	_
CO @ idle speed [3000 rpm] - see page VI	%	1.2±0.3
HC @ idle speed [3000 rpm] - see page VI	ppm	≤1200
CO ₂ @ idle speed [3000 rpm] - see page VI	%	_
O ₂ @ idle speed [3000 rpm] - see page VI	%	_
Carburettor / fuel injection		Bosch
Type / ref		L3.1-Jetronic + Turbo
Main jet / needle		_
Injection pressure	bar	3.0±0.2
Pump pressure	bar	≤6.0
Octane rating	RON	98[E 95 RON]

Ignition system Uno Turbo ie (1372) 1990 to 1992

Type		Microplex
Ignition coil		Marelli BAE 504DK
Primary resistance	ohms	0.405 to 0.495
Ballast resistor	ohms	_
Voltage - Tmnl 15(+) to earth	V	_
Distributor		Marelli
Points gap (air gap)	mm	_
Dwell angle	° (%)	_
Condenser capacity	µF	_
Rotation		Clockwise
Ignition timing - basic [static	° Crankshaft @ rpm	10±2 BTDC @ idle
V = Vacuum NV = No Vacuum		NV
Total ignition advance	° Crankshaft @ rpm	10±2 @ 800 to 850
	° Crankshaft @ rpm	34±2 @ 4000 to 6000
	° Crankshaft @ rpm	_
Centrifugal check.	° Crankshaft @ rpm	Computer control
	° Crankshaft @ rpm	_
	° Crankshaft @ rpm	_
Vacuum range check	mbar	Computer control
Maximum vacuum advance	° Crankshaft	_
Spark plugs		Bosch/Champion
Type		FR6DTC / RC7BYC4
Electrode gap	mm	0.80 to 1.00

Electrical system Uno Turbo ie (1372) 1990 to 1992

Battery	V / CC / RC	12 / 255 / 45Ah
Alternator voltage / full load current / engine rpm		14.0 to 14.3 / 65 / 3000
Starter motor current / voltage - cranking	A / V	190 to 200 / 9.8 to 10.4
- locked	A / V	380 to 440 / 7.6 to 8.5

Running gear Uno Turbo ie (1372) 1990 to 1992

Brakes -		
Front (min. friction material thickness)	mm	1.5
Rear (min. friction material thickness)	mm	1.5

Tyres		
Saloon	Size	175/60x13
Estate / Van	Size	_
Pressure - front / rear - Saloon	bar	2.2 / 2.2
- Estate / Van	bar	_

Front suspension / wheel alignment

Toe-in (+) / Toe-out (-)	mm [°]	+1.0±1.0
Camber		-30'±30' N/A
Castor		+2°±15'
King pin inclination		_

Rear suspension / wheel alignment

Toe-in (+) / Toe-out (-)	mm [°]	_
Camber		0

Torque wrench settings Uno Turbo ie (1372) 1990 to 1992

Cylinder head - stage 1	Nm	20 ¹
- stage 2	Nm	40 ¹
Cylinder head - stage 3	Nm	+ 90 ^{°1}
- stage 4	Nm	+ 90 ^{°1}
Big-end bearings	Nm	51
Main bearings	Nm	80
Clutch cover	Nm	16
Flywheel [driveplate]	Nm	83
Front hubs	Nm	294
Rear hubs	Nm	216
Wheel nuts / bolts	Nm	86
Spark plugs	Nm	25 to 30

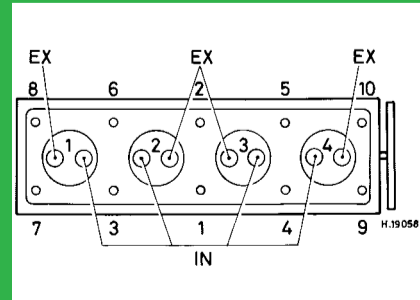
Capacities Uno Turbo ie (1372) 1990 to 1992

Engine oil & filter	litres	4.1
Gearbox - 4-speed [5-speed]	litres	2.4
Automatic transmission - refill	litres	_
Final drive	litres	WT
Cooling system	litres	7.7
Fuel tank	litres	50

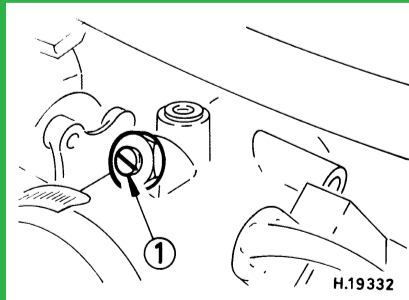
Notes and Illustrations

¹M8 bolts: 30


1: Idle speed 2: CO / Mixture



1372 cm³



L3.1-Jetronic



L3.1-Jetronic