

*Hand Book of
Automobiles*



*National Automobile Chamber
of Commerce Incorporated*

1919



SIXTEENTH ANNUAL
HAND BOOK OF
AUTOMOBILES

*Hand Book of
Automobiles*

1919

*National Automobile Chamber
of Commerce Incorporated*

7 East 42d Street, New York, U.S.A.

Copyright, 1919, by the
NATIONAL AUTOMOBILE CHAMBER OF COMMERCE, Inc.
New York City

Engraved and Printed by
Redfield-Kendrick-Odell Co., Inc.
New York

SIXTEENTH ANNUAL ANNOUNCEMENT

THE sixteenth ANNUAL HAND BOOK illustrates and gives uniform specifications of the principal models of motor cars and motor trucks produced by the leading manufacturers in the United States who are members of the NATIONAL AUTOMOBILE CHAMBER OF COMMERCE.

With a view to giving, if necessary, up to one hundred per cent. of their capacities to the making of material for the war, passenger car makers voluntarily curtailed their production during the last half of 1918 to about fifty per cent. of the same period of 1917, with the year's total production about sixty per cent. of 1917. Truck production substantially increased.

Prices, where given, are of January 1, but owing to the unusual conditions created by the war, all prices and specifications are necessarily subject to change without notice. Write the company in whose product you are interested for complete catalogue and the latest prices.

NATIONAL AUTOMOBILE
CHAMBER OF COMMERCE, INC.

January, 1919

ORGANIZATION OF
NATIONAL AUTOMOBILE
CHAMBER OF COMMERCE
 (INCORPORATED)

7 East 42d Street NEW YORK, U. S. A.

OFFICERS

CHARLES CLIFTON, *President* Pierce-Arrow Motor Car Company
 HUGH CHALMERS, *Vice-President* Chalmers Motor Company
 R. D. CHAPIN, *Second Vice-President* . . Hudson Motor Car Company
 Passenger Car Division
 WINDSOR T. WHITE, *Second Vice-President* . The White Motor Company
 Commercial Vehicle Division
 C. C. HANCH, *Secretary* Studebaker Corporation
 H. H. RICE, *Treasurer* Chevrolet Motor Company
 ALFRED REEVES, *General Manager*
 National Automobile Chamber of Commerce
 S. A. MILES, *Show Manager* National Automobile Chamber of Commerce

BOARD OF DIRECTORS

HUGH CHALMERS Chalmers Motor Company
 R. D. CHAPIN Hudson Motor Car Company
 C. W. CHURCHILL The Winton Company
 CHARLES CLIFTON Pierce-Arrow Motor Car Company
 R. H. COLLINS Cadillac Motor Car Company
 JOHN F. DODGE Dodge Brothers
 J. WALTER DRAKE Hupp Motor Car Corporation
 C. C. HANCH Studebaker Corporation
 ALVAN MACAULEY Packard Motor Car Company
 W. E. METZGER Columbia Motors Company
 R. E. OLDS Reo Motor Car Company
 CARL H. PELTON Maxwell Motor Company
 H. H. RICE Chevrolet Motor Company
 WINDSOR T. WHITE The White Motor Company
 JOHN N. WILLEYS Willys-Overland Company

PATENTS COMMITTEE

C. C. HANCH *Chairman* Studebaker Corporation
 WINDSOR T. WHITE The White Motor Company
 A. L. RIKER Locomobile Company of America
 C. W. CHURCHILL The Winton Company
 CARL H. PELTON Maxwell Motor Company
 R. A. BRANNIGAN, *Manager* National Automobile Chamber of Commerce

COMMERCIAL VEHICLE COMMITTEE

WINDSOR T. WHITE, *Chairman* The White Motor Company
ALVAN MACAULEY Packard Motor Car Company
GEORGE M. GRAHAM Pierce-Arrow Motor Car Company
VICTOR L. BROWN Sterling Motor Truck Company
M. L. PULCHER Federal Motor Truck Company
H. W. PERRY, *Secretary* National Automobile Chamber of Commerce

RURAL MOTOR EXPRESS COMMITTEE

S. A. MILES, *Chairman* National Automobile Chamber of Commerce
F. W. FENN, *Secretary* National Automobile Chamber of Commerce

LEGISLATIVE COMMITTEE

H. H. RICE, *Chairman* Chevrolet Motor Company
J. WALTER DRAKE Hupp Motor Car Corporation
J. I. FARLEY Auburn Automobile Company

GOOD ROADS COMMITTEE

R. D. CHAPIN, *Chairman* Hudson Motor Car Company
W. E. METZGER Columbia Motors Company
ROYAL R. SCOTT Willys-Overland Company
S. M. WILLIAMS Garford Motor Truck Company
PYKE JOHNSON, *Secretary* National Automobile Chamber of Commerce

TRAFFIC COMMITTEE

W. E. METZGER, *Chairman* Columbia Motors Company
A. I. PHILP Dodge Brothers
F. C. CHANDLER Chandler Motor Car Company
J. S. MARVIN, *Manager* National Automobile Chamber of Commerce

ELECTRIC VEHICLE COMMITTEE

W. C. ANDERSON, *Chairman* Anderson Electric Car Company
FRED R. WHITE Baker R & L Company
H. W. SUYDAM Milburn Wagon Company

HAND BOOK COMMITTEE

CARL H. PELTON, *Chairman* Maxwell Motor Company
HARRY M. JEWETT Paige-Detroit Motor Car Company
DAVID S. LUDLUM Autocar Company

MEMBERSHIP COMMITTEE

J. WALTER DRAKE, *Chairman* Hupp Motor Car Corporation
HUGH CHALMERS Chalmers Motor Company
C. W. CHURCHILL The Winton Company

EXPORT COMMITTEE

J. WALTER DRAKE, *Chairman* Hupp Motor Car Corporation
PETER S. STEENSTRUP General Motors Company
H. M. ROBINS Dodge Brothers
JAY RATHBUN The White Motor Company
R. T. WILLIAMS Willys-Overland Company
J. P. ROBERTS Studebaker Corporation

WAR SERVICE COMMITTEE

HUGH CHALMERS, *Chairman* Chalmers Motor Company
H. H. RICE Chevrolet Motor Company
GEORGE M. GRAHAM Pierce-Arrow Motor Car Company
JOHN N. WILLYS Willys-Overland Company
ALFRED REEVES National Automobile Chamber of Commerce

STANDARDIZATION AND CONSERVATION COMMITTEE

C. W. CHURCHILL, *Chairman* The Winton Company
A. F. KEMP H. H. Franklin Manufacturing Company
CARL H. PELTON Maxwell Motor Company

ALPHABETICAL INDEX

GASOLINE PASSENGER VEHICLES

	PAGES		PAGES
Allen Motor Company	52	Liberty Motor Car Company . . .	51
Apperson Brothers Automobile Company	70	Locomobile Company of America	41
Auburn Automobile Com- pany	108-109	Maxwell Motor Company . . .	19
Austin Automobile Company . .	91	McFarlan Motor Company . . .	56-57
Barley Motor Car Company . . .	82	Mercur Automobile Company . .	53-55
Bartholomew Company	50	Mitchell Motors Company, Inc.	60-61
Brewster & Company	63	Moon Motor Car Company . . .	71
Briscoe Motor Corporation . . .	22	Nash Motors Company	76
Buick Motor Company	24-29	National Motor Car and Vehicle Corporation	74-75
Cadillac Motor Car Com- pany	66-67	Nordyke & Marmon Company. .	40
J. I. Case T. M. Company	20-21	Oakland Motor Car Com- pany	34-35
Chalmers Motor Company	15	Olds Motor Works	58-59
Chandler Motor Car Com- pany	38-39	Packard Motor Car Company . .	114
Chevrolet Motor Company	116-118	Paige-Detroit Motor Car Company	32-33
Cole Motor Car Company	100-101	W. A. Paterson Company	83
Columbia Motors Company	124-125	Peerless Motor Car Com- pany	86-90
Crow-Elkhart Motor Company . .	90	Pierce-Arrow Motor Car Com- pany	30-31
Jas. Cunningham Son & Com- pany	23	Pilot Motor Car Company	68-69
Geo. W. Davis Motor Car Company	94	Premier Motor Corporation . . .	92-93
Dodge Brothers	122	Reo Motor Car Company	123
Dorris Motor Car Company	44	Root & Van Dervoort Engin- eering Company	95
Dort Motor Car Company	113	Saxon Motor Car Corporation . .	77
Elgin Motor Car Corporation . . .	64	Scripps-Booth Corporation	81
Elkhart Carriage & Motor Car Company	102-103	Simplex Automobile Company . .	98
F. I. A. T.	62	Standard Steel Car Company . .	80
H. H. Franklin Mfg. Company . . .	43	F. B. Stearns Company	84-85
Grant Motor Car Corporation . . .	45	Moline Plow Company— Stephens Motor Branch	65
Hackett Motor Car Company	112	Studebaker Corporation of America	16-18
Haynes Automobile Com- pany	46-47	Stutz Motor Car Company of America	120-121
Hudson Motor Car Company	48	Velie Motors Corporation	96-97
Hupp Motor Car Corpora- tion	104-107	Westcott Motor Car Company . .	42
Inter-State Motor Company	115	Willys-Overland, Inc.	36-37
Jordan Motor Car Company	110	The Winton Company	78-79
King Motor Car Company	119		
Kissel Motor Car Company	72-73		
Kline Car Corporation	49		
Lexington Motor Company	111		

ALPHABETICAL INDEX—Continued

ELECTRIC VEHICLES

	PAGES		PAGES
Anderson Electric Car Com- pany	131	Milburn Wagon Company	129
Baker R & L Company	130	Ward Motor Vehicle Company	132

GASOLINE COMMERCIAL VEHICLES

	PAGES		PAGES
Acme Motor Truck Com- pany	162-163	Kleiber & Company	138
American-La France Fire Engine Company	178-179	Locomobile Company of America	148
Atterbury Motor Car Company	144-147	Maccar Truck Company	205
Autocar Company	182	Mack Brothers Motor Car Company	160
Bethlehem Motors Corporation	202-204	Maxwell Motor Company	177
Brockway Motor Truck Company	149	Moreland Motor Truck Com- pany	196
Chevrolet Motor Company	183	Nash Motors Company	176
Clyde Cars Company	185-187	Packard Motor Car Company	201
Commerce Motor Car Com- pany	135	Peerless Motor Car Company	159
Denby Motor Truck Company	136	Pierce-Arrow Motor Car Company	142-143
Diamond T Motor Car Com- pany	137	Reo Motor Car Company	197
Dodge Brothers	155	Republic Motor Truck Company	194-195
Dorris Motor Car Company	139	Saurer Motor Company	161
Duplex Truck Company	180	G. A. Schacht Motor Truck Company	170-171
Federal Motor Truck Company	140-141	Selden Motor Vehicle Company	188-189
Garford Motor Truck Company	198-200	Service Motor Truck Com- pany	164-165
General Motors Truck Com- pany	169	Standard Motor Truck Company	166
International Harvester Company	172-175	Sterling Motor Truck Company	184
Kelly - Springfield Motor Truck Company	150-153	Stewart Motor Corporation	181
Kissel Motor Car Com- pany	156-158	Velie Motors Corporation	154
		Vim Motor Truck Company	168
		Walter Motor Truck Company	167
		The White Company	190-193

INDEX OF TRADE NAMES

GASOLINE PASSENGER VEHICLES

	PAGES		PAGES
Allen	52	Liberty	51
Apperson	70	Locomobile	41
Auburn	108-109	Marmon	40
Austin	91	Maxwell	19
Brewster	63	McFarlan	56-57
Briscoe	22	Mercer	53-55
Buick	24-29	Mitchell	60-61
Cadillac	66-67	Moline-Knight	95
Case	20-21	Moon	71
Chalmers	15	Nash	76
Chandler	38-39	National	74-75
Chevrolet	116-118	Oakland	34-35
Cole	100-101	Oldsmobile	58-59
Columbia	124-125	Overland	36
Crow-Elkhart	90	Packard	114
Cunningham	23	Paige	32-33
Davis	94	Paterson	83
Dodge Brothers	122	Peerless	86-90
Dorris	44	Pierce-Arrow	30-31
Dort	113	Pilot	68-69
Elcar	102-103	Premier	92-93
Elgin	64	Reo	123
Fiat	62	Roamer	82
Franklin	43	Saxon	77
Glide	50	Scripps-Booth	81
Grant	45	Simplex	98
Hackett	112	Standard	80
Haynes	46-47	Stearns-Knight	84-85
Hudson	48	Stephens Six	65
Hupmobile	104-107	Studebaker	16-18
Inter-State	115	Stutz	120-121
Jordan	110	Velie	96-97
King	119	Westcott	42
Kissel	72-73	Willys-Knight	37
Kline Kar	49	Winton	78-79
Lexington	111		

INDEX OF TRADE NAMES—Continued

ELECTRIC VEHICLES

	PAGES		PAGES
Detroit Electric	131	Rauch & Lang	130
Milburn Electric	129	Ward	132

GASOLINE COMMERCIAL VEHICLES

Acme	162-163	Mack	160
American-La France	178-179	Maxwell	177
Atterbury	144-147	Moreland	196
Autocar	182	Nash	176
Bethlehem	202-204	Packard	201
Brockway	149	Peerless	159
Chevrolet	183	Pierce-Arrow	142-143
Clydesdale	185-187	Reo	197
Commerce	135	Republic	194-195
Denby	136	Riker	148
Diamond T	137	Saurer	161
Dodge Brothers	155	Schacht	170-171
Dorris	139	Selden	188-189
Duplex	180	Service	164-165
Federal	140-141	Standard	166
Garford	198-200	Sterling	184
G. M. C.	169	Stewart	181
International	172-175	Velie	154
Kelly-Springfield	150-153	Vim	168
Kissel	156-158	Walter	167
Kleiber	138	White	190-193
Maccar	205		

N. A. C. C. HORSE-POWER RATING

The standard horse-power rating, formerly known as the A. L. A. M. Rating, has been officially adopted by the National Automobile Chamber of Commerce, Inc.

The formula adopted is $\frac{D^3 \cdot N}{2.5}$. D is the cylinder bore in inches, N the number of cylinders, and 2.5 a constant, based on the average view of eminent engineers as to a fair, conservative rating for a four-cycle motor at one thousand feet per minute piston speed.

TABLE OF HORSE-POWER FOR USUAL SIZES OF MOTORS


INS.	2 CYLS.	4 CYLS.	6 CYLS.	8 CYLS.	12 CYLS.
2½	5.00	10.00	15.00	20.00	30.00
2⅝	5.50	11.03	16.54	22.05	33.08
2¾	6.00	12.10	18.15	24.20	36.30
2⅞	6.62	13.23	19.84	26.45	39.68
3	7.20	14.40	21.60	28.80	43.20
3¼	7.81	15.63	23.44	31.25	46.88
3½	8.50	16.90	25.35	33.80	50.70
3⅝	9.12	18.23	27.34	36.45	54.68
3½	9.80	19.60	29.40	39.20	58.80
3⅝	10.50	21.03	31.54	42.05	63.08
3¾	11.25	22.50	33.75	45.00	67.50
3⅞	12.00	24.03	36.04	48.05	72.08
4	12.80	25.60	38.40	51.20	76.80
4⅛	13.62	27.23	40.84	54.45	81.68
4¼	14.50	28.90	43.35	57.80	86.70
4⅜	15.31	30.63	45.94	61.25	91.88
4½	16.20	32.40	48.60	64.80	97.20
4⅝	17.12	34.23	51.34	68.45	102.68
4¾	18.00	36.10	54.15	72.20	108.30
4⅞	19.00	38.03	57.04	76.05	114.08
5	20.00	40.00	60.00	80.00	120.00
5⅛	21.00	42.03	63.04	84.05	126.08
5¼	22.00	44.10	66.15	88.20	132.30
5⅝	23.00	46.23	69.34	92.45	138.68
5½	24.20	48.40	72.60	96.80	145.20
5⅞	25.31	50.63	75.94	101.25	151.88
5¾	26.50	52.90	79.35	105.80	158.70
5⅞	27.62	55.23	82.84	110.45	165.68
6	28.80	57.60	86.40	115.20	172.80

ILLUSTRATIONS AND
SPECIFICATIONS
GASOLINE
PASSENGER
VEHICLES

**CHALMERS
MOTOR
COMPANY**

**DETROIT
MICHIGAN**

Price	\$1565
Three-Passenger Coupe	1985
Three-Passenger Roadster	1565
Five-Passenger Sedan	2250



CHALMERS TOURING—6-30-1919


COLOR	Body, blue; running gear, black	LUBRICATION	Force feed and splash
SEATING CAPACITY	Five	RADIATOR	Cellular
POSITION OF DRIVER	Left side	COOLING	Thermo-syphon
WHEELBASE	117 inches	IGNITION	Storage battery
GAUGE	56 inches	STARTING SYSTEM	Two unit
WHEELS	Wood	STARTER OPERATED	Gear to fly wheel
FRONT TIRES	32 x 4 inches	LIGHTING SYSTEM	Electric
REAR TIRES	32 x 4 inches, anti-skid	VOLTAGES	Six to eight
SERVICE BRAKE	Contracting on rear wheels	WIRING SYSTEM	Single
EMERGENCY BRAKE	Expanding on rear wheels	GASOLINE SYSTEM	Vacuum
CYLINDERS	Six	CLUTCH	Dry multiple disc
HOW ARRANGED	Vertically	TRANSMISSION	Selective sliding
CAST	En bloc	GEAR CHANGES	Three forward, one reverse
HORSEPOWER	25.35 (N.A.C.C. Rating)	DRIVE	Spiral bevel
BORE AND STROKE	3¼ x 4½ inches	REAR AXLE	Semi-floating
		STEERING GEAR	Worm and gear

In addition to above specifications, price includes top, top hood, windshield, speedometer, ammeter, voltmeter, tire pump, electric horn and demountable rims.

**STUDEBAKER
CORPORATION
OF AMERICA**

**SOUTH BEND
INDIANA**

Price \$1125
Sedan 1685



STUDEBAKER LIGHT FOUR TOURING—SH


COLOR	Dark blue	LUBRICATION	Splash with circulating pump
SEATING CAPACITY	Five	RADIATOR	Tubular
POSITION OF DRIVER	Left side	COOLING	Water pump
WHEELBASE	112 inches	IGNITION	Storage battery
GAUGE	56 inches	STARTING SYSTEM	Two unit
WHEELS	Wood	STARTER OPERATED	Chain to crank shaft
FRONT TIRES	32 x 3½ inches	LIGHTING SYSTEM	Electric
REAR TIRES	32 x 3½ inches, anti-skid	VOLTAGES	Six
SERVICE BRAKE	Contracting on rear wheels	WIRING SYSTEM	Single
EMERGENCY BRAKE	Expanding on rear wheels	GASOLINE SYSTEM	Vacuum
CYLINDERS	Four	CLUTCH	Cone
HOW ARRANGED	Vertically	TRANSMISSION	Selective sliding
CAST	En bloc	GEAR CHANGES	Three forward, one reverse
HORSEPOWER	19.6 (N.A.C.C. Rating)	DRIVE	Spiral bevel
BORE AND STROKE	3½ x 5 inches	REAR AXLE	Semi-floating
		STEERING GEAR	Worm and sector

In addition to above specifications, price includes top, top hood, windshield, speedometer, battery indicator, electric horn and demountable rims.

**STUDEBAKER
CORPORATION
OF AMERICA**

**SOUTH BEND
INDIANA**

Price \$1585
Sedan 2185



STUDEBAKER LIGHT SIX TOURING—EH

COLOR	Maroon	LUBRICATION	Splash with circulating pump
SEATING CAPACITY	Five	RADIATOR	Tubular
POSITION OF DRIVER	Left side	COOLING	Water pump
WHEELBASE	119 inches	IGNITION	Storage battery
GAUGE	56 inches	STARTING SYSTEM	Two unit
WHEELS	Wood	STARTER OPERATED	Chain to crank shaft
FRONT TIRES	32 x 4 inches	LIGHTING SYSTEM	Electric
REAR TIRES	32 x 4 inches, anti-skid	VOLTAGES	Six
SERVICE BRAKE	Contracting on rear wheels	WIRING SYSTEM	Single
EMERGENCY BRAKE	Expanding on rear wheels	GASOLINE SYSTEM	Vacuum
CYLINDERS	Six	CLUTCH	Cone
HOW ARRANGED	Vertically	TRANSMISSION	Selective sliding
CAST	En bloc	GEAR CHANGES	Three forward, one reverse
HORSEPOWER	29.4 (N.A.C.C. Rating)	DRIVE	Spiral bevel
BORE AND STROKE	3½ x 5 inches	REAR AXLE	Semi-floating
		STEERING GEAR	Worm and sector

In addition to above specifications, price includes top, top hood, windshield, speedometer, electric horn, battery indicator, switch lock, extra rim and tire carrier.

**STUDEBAKER
CORPORATION
OF AMERICA**

**SOUTH BEND
INDIANA**

Price, \$1985




STUDEBAKER SEVEN-PASSENGER SIX TOURING—E-G

COLOR	Dark green	BORE AND STROKE	3 3/4 x 5 inches
SEATING CAPACITY	Seven	LUBRICATION	Splash with circulating pump
POSITION OF DRIVER	Left side	RADIATOR	Tubular
WHEELBASE	126 inches	COOLING	Water pump
GAUGE	56 inches	IGNITION	Storage battery
WHEELS	Wood	STARTING SYSTEM	Two unit
FRONT TIRES	33 x 4 1/2 inches	STARTER OPERATED	Chain to crank shaft
REAR TIRES	33 x 4 1/2 inches, anti-skid	LIGHTING SYSTEM	Electric
SERVICE BRAKE	Contracting on rear wheels	VOLTAGES	Six
EMERGENCY BRAKE	Expanding on rear wheels	WIRING SYSTEM	Single
CYLINDERS	Six	GASOLINE SYSTEM	Vacuum
HOW ARRANGED	Vertically	CLUTCH	Cone
CAST	En bloc	TRANSMISSION	Selective sliding
HORSEPOWER	36.04 (N.A.C.C. Rating)	GEAR CHANGES	Three forward, one reverse
		DRIVE	Spiral bevel
		REAR AXLE	Semi-floating
		STEERING GEAR	Worm and sector

In addition to above specifications, price includes top, top hood, wing-shield, speedometer, ammeter, clock, electric horn, switch lock glove, box, light on rear seat with extension cord for emergencies, tire-carriers and extra rim.

MAXWELL
MOTOR
COMPANY
DETROIT
MICHIGAN


Price	\$895
Roadster	895
Sedan	1565
Coupe	1520
All-weather Touring	1005
All-weather Roadster	980
Commercial Delivery	880
Chassis with Cowl	805



MAXWELL TOURING—25

COLOR	Body, blue-black; running gear, black	LUBRICATION	Pump over and splash
SEATING CAPACITY	Five	RADIATOR	Tubular
POSITION OF DRIVER]	Left side	COOLING	Thermo-syphon
WHEELBASE	108 inches	IGNITION	Storage battery
GAUGE	56 inches	STARTING SYSTEM	Single unit
WHEELS	Wood	STARTER OPERATED	Gear to fly wheel
FRONT TIRES	30 x 3½ inches	LIGHTING SYSTEM	Electric
REAR TIRES	30 x 3½ inches, anti-skid	VOLTAGES	Twelve
SERVICE BRAKE	Contracting on rear wheels	WIRING SYSTEM	Single
EMERGENCY BRAKE	Expanding on rear wheels	GASOLINE SYSTEM	Vacuum
CYLINDERS	Four	CLUTCH	Cone
HOW ARRANGED	Vertically	TRANSMISSION	Selective sliding
CAST	En bloc	GEAR CHANGES	Three forward, one reverse
HORSEPOWER	21.03 (N.A.C.C. Rating)	DRIVE	Plain bevel
BORE AND STROKE	3⅝ x 4½ inches	REAR AXLE	Three-quarters floating
		STEERING GEAR	Worm and gear

In addition to above specifications, price includes top, top hood, windshield, speedometer, ammeter, voltmeter, clock, tire pump, electric horn and demountable rims.



CASE TOURING FAMILY MODEL—U

COLOR	Body, blue; wheels, ivory	LUBRICATION	Force feed and splash
SEATING CAPACITY	Seven	RADIATOR	Tubular
POSITION OF DRIVER	Left side	COOLING	Water pump
WHEELBASE	125 inches	IGNITION	High tension distributor and storage battery
GAUGE	56 inches	STARTING SYSTEM	Single unit
WHEELS	Wood	STARTER OPERATED	Gear to fly wheel
FRONT TIRES	35 x 4½ inches	LIGHTING SYSTEM	Electric
REAR TIRES	35 x 4½ inches, anti-skid	VOLTAGES	Six
SERVICE BRAKE	Contracting on rear wheels	WIRING SYSTEM	Single
EMERGENCY BRAKE	Expanding on rear wheels	GASOLINE SYSTEM	Vacuum
CYLINDERS	Six	CLUTCH	Dry plate
HOW ARRANGED	Vertically	TRANSMISSION	Selective sliding
CAST	En bloc	GEAR CHANGES	Three forward, one reverse
HORSEPOWER	29.4 (N.A.C.C. Rating)	DRIVE	Spiral bevel
BORE AND STROKE	3½ x 5¼ inches	REAR AXLE	Three-quarters floating
		STEERING GEAR	Screw and split nut

In addition to above specifications, price includes top, top hood, windshield, speedometer, ammeter, tire pump, electric horn and demountable rims.

J. I. CASE T. M.
COMPANY

RACINE
WISCONSIN

Price \$2100
Seven-Passenger Touring 2100



CASE SPORT—U


COLOR	Periscope green	RADIATOR	Tubular
SEATING CAPACITY	Four	COOLING	Water pump
POSITION OF DRIVER	Left side	IGNITION	High tension distributor and storage battery
WHEELBASE	125 inches	STARTING SYSTEM	Single unit
GAUGE	56 inches	STARTER OPERATED	Gear to fly wheel
WHEELS	Wood	LIGHTING SYSTEM	Electric
FRONT TIRES	35 x 4½ inches	VOLTAGES	Six
REAR TIRES	35 x 4½ inches, anti-skid	WIRING SYSTEM	Single
SERVICE BRAKE	Contracting on rear wheels	GASOLINE SYSTEM	Vacuum
EMERGENCY BRAKE	Expanding on rear wheels	CLUTCH	Dry plate
CYLINDERS	Six	TRANSMISSION	Selective sliding
HOW ARRANGED	Vertically	GEAR CHANGES	Three forward, one reverse
CAST	En bloc	DRIVE	Spiral bevel
HORSEPOWER	29.4 (N.A.C.C. Rating)	REAR AXLE	Three-quarters floating
BORE AND STROKE	3½ x 5¼ inches	STEERING GEAR	Screw and split nut
LUBRICATION	Force feed and splash		

In addition to above specifications, price includes top, top hood, windshield, speedometer, ammeter, tire pump, electric horn and demountable rims.

**BRISCOE
MOTOR
CORPORATION**

**JACKSON
MICHIGAN**

Price	\$885
Two-Passenger Roadster	885
Delivery Wagon	885




BRISCOE TOURING—B 4-24

COLOR	Body, green; wheels, cream; chassis and fenders, black	BORE AND STROKE	3 $\frac{7}{8}$ x 5 $\frac{1}{8}$ inches
SEATING CAPACITY	Five	LUBRICATION	Pump over and splash
POSITION OF DRIVER	Left side	RADIATOR	Tubular
WHEELBASE	104 inches	COOLING	Thermo-syphon
GAUGE	55 $\frac{1}{4}$ inches	IGNITION	Storage battery
WHEELS	Wood	STARTING SYSTEM	Two unit
FRONT TIRES	30 x 3 $\frac{1}{2}$ inches	STARTER OPERATED	Gear to fly wheel
REAR TIRES	30 x 3 $\frac{1}{2}$ inches, anti-skid	LIGHTING SYSTEM	Electric
SERVICE BRAKE	Contracting on rear wheels	VOLTAGES	Six
EMERGENCY BRAKE	Expanding on rear wheels	WIRING SYSTEM	Single
CYLINDERS	Four	GASOLINE SYSTEM	Gravity
HOW ARRANGED	Vertically	CLUTCH	Cone
CAST	En bloc	TRANSMISSION	Selective sliding
HORSEPOWER	16.3 (N.A.C.C. Rating)	GEAR CHANGES	Three forward, one reverse
		DRIVE	Plain bevel
		REAR AXLE	Semi-floating
		STEERING GEAR	Worm and gear

In addition to above specifications, price includes top, top hood, windshield, speedometer, ammeter, tire pump, electric horn and demountable rims.

**J A M E S
CUNNINGHAM
SON & COMPANY**
ROCHESTER
NEW YORK

Price	\$4250
Seven-Passenger Touring	4250
Four-Passenger Roadster	4250
Limousine	5500
Landaulet	5750



CUNNINGHAM TOURING—V


COLOR	Optional	LUBRICATION	Full force feed
SEATING CAPACITY	Four	RADIATOR	Cellular
POSITION OF DRIVER	Left side	COOLING	Water pump
WHEELBASE	132 inches	IGNITION	Storage battery
GAUGE	56 inches	STARTING SYSTEM	Two unit
WHEELS	Wire or wood	STARTER OPERATED	Gear to transmission
FRONT TIRES	35 x 5 inches	LIGHTING SYSTEM	Electric
REAR TIRES	35 x 5 inches, anti-skid	VOLTAGES	Six
SERVICE BRAKE	Contracting on rear wheels	WIRING SYSTEM	Single
EMERGENCY BRAKE	Expanding on rear wheels	GASOLINE SYSTEM	Vacuum
CYLINDERS	Eight	CLUTCH	Dry multiple disc
HOW ARRANGED	V type, 90 degrees	TRANSMISSION	Selective sliding
CAST	In fours	GEAR CHANGES	Three forward, one reverse
HORSEPOWER	45 (N.A.C.C. Rating)	DRIVE	Spiral bevel
BORE AND STROKE	3 3/4 x 5 inches	REAR AXLE	Full floating
		STEERING GEAR	Worm and gear

In addition to above specifications, price includes top, top hood, windshield, speedometer, ammeter, voltmeter, clock, tire pump, electric horn and demountable rims.

**BUICK MOTOR
COMPANY**

**F L I N T
M I C H I G A N**


Price, \$1495



BUICK—H-6-44

COLOR	Body, Buick blue; wheels, straw color	LUBRICATION	Splash with circulating pump
SEATING CAPACITY	Three	RADIATOR	Cellular
POSITION OF DRIVER	Left side	COOLING	Water pump
WHEELBASE	118 inches	IGNITION	High tension generator and storage battery
GAUGE	56 inches	STARTING SYSTEM	Single unit
WHEELS	Wood	STARTER OPERATED	Gear to fly wheel
FRONT TIRES	33 x 4 inches	LIGHTING SYSTEM	Electric
REAR TIRES	33 x 4 inches, anti-skid	VOLTAGES	Six to eight
SERVICE BRAKE	Contracting on brake drum	WIRING SYSTEM	Single
EMERGENCY BRAKE	Expanding inside brake drum	GASOLINE SYSTEM	Vacuum
CYLINDERS	Six	CLUTCH	Dry plate multiple disc
HOW ARRANGED	Vertically	TRANSMISSION	Selective sliding
CAST	En bloc	REAR CHANGES	Three forward, one reverse
HORSEPOWER	27.34 (N.A.C.C. Rating)	DRIVE	Spiral bevel
BORE AND STROKE	3 3/8 x 4 1/2 inches	REAR AXLE	Full floating
		STEERING GEAR	Screw and nut

In addition to above specifications, price includes top, top hood, windshield, speedometer, ammeter, tire pump, electric horn and demountable rim.



BUICK TOURING—H-6-45


COLOR	Body and wheels, Buick deep green	BORE AND STROKE	3 3/8 x 4 1/2 inches
SEATING CAPACITY	Five	LUBRICATION	Splash with circu- lating pump
POSITION OF DRIVER	Left side	RADIATOR	Cellular
WHEELBASE	118 inches	COOLING	Water pump
GAUGE	56 inches	IGNITION	High tension gener- ator and stor- age battery
WHEELS	Wood	STARTING SYSTEM	Single unit
FRONT TIRES	33 x 4 inches	STARTER OPERATED	Gear to fly wheel
REAR TIRES	33 x 4 inches, anti-skid	LIGHTING SYSTEM	Electric
SERVICE BRAKE	Contracting on brake drum	VOLTAGES	Six to eight
EMERGENCY BRAKE	Expanding inside brake drum	WIRING SYSTEM	Single
CYLINDERS	Six	GASOLINE SYSTEM	Vacuum
HOW ARRANGED	Vertically	CLUTCH	Dry plate multiple disc
CAST	En bloc	TRANSMISSION	Selective sliding
HORSEPOWER	27.34 (N.A.C.C. Rating)	GEAR CHANGES	Three forward, one reverse
		DRIVE	Spiral bevel
		REAR AXLE	Full floating
		STEERING GEAR	Screw and nut

In addition to above specifications, price includes top, top hood, windshield, speedometer, ammeter, tire pump, electric horn and demountable rim.

**BUICK MOTOR
COMPANY**

**F L I N T
M I C H I G A N**


Price, \$1985



BUICK COUPE—H-6-46

COLOR	Body and wheels, Buick deep blue	LUBRICATION	Splash with circulating pump
SEATING CAPACITY	Four	RADIATOR	Cellular
POSITION OF DRIVER	Left side	COOLING	Water pump
WHEELBASE	118 inches	IGNITION	High tension generator and storage battery
GAUGE	56 inches	STARTING SYSTEM	Single unit
WHEELS	Wood	STARTER OPERATED	Gear to fly wheel
FRONT TIRES	33 x 4 inches	LIGHTING SYSTEM	Electric
REAR TIRES	33 x 4 inches, anti-skid	VOLTAGES	Six to eight
SERVICE BRAKE	Contracting on brake drum	WIRING SYSTEM	Single
EMERGENCY BRAKE	Expanding inside brake drum	GASOLINE SYSTEM	Vacuum
CYLINDERS	Six	CLUTCH	Dry plate multiple disc
HOW ARRANGED	Vertically	TRANSMISSION	Selective sliding
CAST	En bloc	GEAR CHANGES	Three forward, one reverse
HORSEPOWER	27.34 (N.A.C.C. Rating)	DRIVE	Spiral bevel
BORE AND STROKE	3 $\frac{3}{8}$ x 4 $\frac{1}{2}$ inches	REAR AXLE	Full floating
		STEERING GEAR	Screw and nut


In addition to above specifications, price includes windshield, speedometer, ammeter, tire pump, electric horn and demountable rim.



BUICK SEDAN—H-6-47

COLOR	Body and wheels, Buick deep blue	LUBRICATION	Splash with circu- lating pump
SEATING CAPACITY	Five	RADIATOR	Cellular
POSITION OF DRIVER	Left side	COOLING	Water pump
WHEELBASE	118 inches	IGNITION	High tension gen- erator and stor- age battery
GAUGE	56 inches	STARTING SYSTEM	Single unit
WHEELS	Wood	STARTER OPERATED	Gear to fly wheel
FRONT TIRES	33 x 4 inches	LIGHTING SYSTEM	Electric
REAR TIRES	33 x 4 inches, anti-skid	VOLTAGES	Six to eight
SERVICE BRAKE	Contracting on brake drum	WIRING SYSTEM	Single
EMERGENCY BRAKE	Expanding inside brake drum	GASOLINE SYSTEM	Vacuum
CYLINDERS	Six	CLUTCH	Dry plate multi- ple disc
HOW ARRANGED	Vertically	TRANSMISSION	Selective sliding
CAST	En bloc	GEAR CHANGES	Three forward, one reverse
HORSEPOWER	27.34 (N.A.C.C. Rating)	DRIVE	Spiral bevel
BORE AND STROKE	3 $\frac{3}{8}$ x 4 $\frac{1}{2}$ inches	REAR AXLE	Full floating
		STEERING GEAR	Screw and nut


In addition to above specifications, price includes windshield, speedometer, ammeter, tire pump, electric horn and demountable rim.



BUICK TOURING—H-6-49

COLOR	Body and wheels, Buick deep blue	BORE AND STROKE	3 $\frac{3}{8}$ x 4 $\frac{1}{2}$ inches
SEATING CAPACITY	Seven	LUBRICATION	Splash with circu- lating pump
POSITION OF DRIVER	Left side	RADIATOR	Cellular
WHEELBASE	124 inches	COOLING	Water pump
GAUGE	56 inches	IGNITION	High tension gen- erator and stor- age battery
WHEELS	Wood	STARTING SYSTEM	Single unit
FRONT TIRES	34 x 4 $\frac{1}{2}$ inches	STARTER OPERATED	Gear to fly wheel
REAR TIRES	34 x 4 $\frac{1}{2}$ inches, anti-skid	LIGHTING SYSTEM	Electric
SERVICE BRAKE	Contracting on brake drum	VOLTAGES	Six to eight
EMERGENCY BRAKE	Expanding inside brake drum	WIRING SYSTEM	Single
CYLINDERS	Six	GASOLINE SYSTEM	Vacuum
HOW ARRANGED	Vertically	CLUTCH	Dry plate multiple disc
CAST	En bloc	TRANSMISSION	Selective sliding
HORSEPOWER	27.34 (N.A.C.C. Rating)	GEAR CHANGES	Three forward, one reverse
		DRIVE	Spiral bevel
		REAR AXLE	Full floating
		STEERING GEAR	Screw and nut

In addition to above specifications, price includes top, top hood, windshield, speedometer, ammeter, clock, tire pump, electric horn and demountable rim.



BUICK SEDAN—H-6-50


COLOR	Body and wheels, Buick deep blue	BORE AND STROKE	3 3/8 x 4 1/2 inches
SEATING CAPACITY	Seven	LUBRICATION	Splash with circulating pump
POSITION OF DRIVER	Left side	RADIATOR	Cellular
WHEELBASE	124 inches	COOLING	Water pump
GAUGE	56 inches	IGNITION	High tension generator and storage battery
WHEELS	Wood	STARTING SYSTEM	Single unit
FRONT TIRES	34 x 4 1/2 inches	STARTER OPERATED	Gear to fly wheel
REAR TIRES	34 x 4 1/2 inches, anti-skid	LIGHTING SYSTEM	Electric
SERVICE BRAKE	Contracting on brake drum	VOLTAGES	Six to eight
EMERGENCY BRAKE	Expanding inside brake drum	WIRING SYSTEM	Single
CYLINDERS	Six	GASOLINE SYSTEM	Vacuum
HOW ARRANGED	Vertically	CLUTCH	Dry plate multiple disc
CAST	En bloc	TRANSMISSION	Selective sliding
HORSEPOWER	27.34 (N.A.C.C. Rating)	GEAR CHANGES	Three forward, one reverse
		DRIVE	Spiral bevel
		REAR AXLE	Full floating
		STEERING GEAR	Screw and nut

In addition to above specifications, price includes windshield, speedometer, ammeter, clock, tire pump, electric horn and demountable rim.

**PIERCE-ARROW
MOTOR CAR
COMPANY**

**B U F F A L O
N E W Y O R K**

Price	\$6500
Two and Three-Passenger Run-abouts	6400
Four-Passenger Touring	6400
Four-Passenger Roadster	6400
Five-Passenger Touring	6400
Two and Three-Passenger Coupe	7500
Two and Three-Passenger Convertible Roadster	7500
Brougham, dome or flat	7800
Brougham Landaulet	7800
French Brougham	7800
French Brougham Landaulet	7800
Suburban, dome or flat	8000
Landau, dome	8000
Suburban Landau, flat	8000
Vestibule Brougham, dome or flat	8000
Vestibule Brougham Landau, flat	8000
Vestibule Suburban, dome or flat	8200
Vestibule Landau, dome roof	8200
Vestibule Suburban Landau, flat	8200



PIERCE-ARROW TOURING—48-B-5


COLOR	Optional	LUBRICATION	Force feed
SEATING CAPACITY	Seven	RADIATOR	Cellular
POSITION OF DRIVER	Right side	COOLING	Water pump
WHEELBASE	142 inches	IGNITION	High tension magneto and storage battery
GAUGE	56 inches	STARTING SYSTEM	Two unit
WHEELS	Wood	STARTER OPERATED	Gear to fly wheel
FRONT TIRES	35 x 5 inches	LIGHTING SYSTEM	Electric
REAR TIRES	35 x 5 inches	VOLTAGES	Six
SERVICE BRAKE	Expanding on rear wheels	WIRING SYSTEM	Single
EMERGENCY BRAKE	Contracting on rear wheels	GASOLINE SYSTEM	Pressure
CYLINDERS	Six	CLUTCH	Cone
HOW ARRANGED	Vertically	TRANSMISSION	Selective sliding
CAST	In pairs	GEAR CHANGES	Four forward, one reverse
HORSEPOWER	48.6 (N.A.C.C. Rating)	DRIVE	Spiral bevel
BORE AND STROKE	4½ x 5½ inches	REAR AXLE	Semi-floating
		STEERING GEAR	Screw and nut

In addition to above specifications, price includes top, top hood, windshield, speedometer, autometer, and demountable rims.

**PIERCE-ARROW
MOTOR CAR
COMPANY**

**B U F F A L O
N E W Y O R K**

Price	\$8000
Two and Three-Passenger Runabouts	6400
Four-Passenger Touring	6400
Four-Passenger Roadster	6400
Five-Passenger Touring	6400
Seven-Passenger Touring	6500
Two and Three-Passenger Coupe	7500
Two and Three-Passenger Convertible Roadster	7500
Brougham, dome or flat	7800
Brougham Landaulet	7800
French Brougham	7800
French Brougham Landaulet	7800
Suburban, dome or flat	8000
Landau, dome	8000
Vestibule Brougham, dome or flat	8000
Vestibule Brougham Landau, flat	8000
Vestibule Suburban, dome or flat	8200
Vestibule Landau, dome roof	8200



PIERCE-ARROW SUBURBAN LANDAU—48-B-5


COLOR	Optional	LUBRICATION	Force feed
CARRYING CAPACITY	Seven	RADIATOR	Cellular
POSITION OF DRIVER	Right side	COOLING	Water pump
WHEELBASE	142 inches	IGNITION	High tension magneto and storage battery
GAUGE	56 inches	STARTING SYSTEM	Two unit
WHEELS	Wood	STARTER OPERATED	Gear to fly wheel
FRONT TIRES	35 x 5 inches	LIGHTING SYSTEM	Electric
REAR TIRES	35 x 5 inches	VOLTAGES	Six
SERVICE BRAKE	Expanding on rear wheels	WIRING SYSTEM	Single
EMERGENCY BRAKE	Contracting on rear wheels	GASOLINE SYSTEM	Pressure
CYLINDERS	Six	CLUTCH	Cone
HOW ARRANGED	Vertically	TRANSMISSION	Selective sliding
CAST	In pairs	GEAR CHANGES	Four forward, one reverse
HORSEPOWER	48.6 (N.A.C.C. Rating)	DRIVE	Spiral bevel
BORE AND STROKE	4½ x 5½ inches	REAR AXLE	Semi-floating
		STEERING GEAR	Screw and nut

In addition to above specifications, price includes windshield, speedometer, autometer, and demountable rims.

**PAIGE-DETROIT
MOTOR CAR
COMPANY**

**DETROIT
MICHIGAN**

Price	\$2060
Four-Passenger Sport	2165
Three or Four-Passenger Coupe	2950
Seven-Passenger Sedan	2950
Seven-Passenger Limousine	3330
Seven-Passenger Town Car	3330



PAIGE ESSEX TOURING—SIX-55


COLOR	Paige royal blue	LUBRICATION	Force feed and splash
SEATING CAPACITY	Seven	RADIATOR	Cellular
POSITION OF DRIVER	Left side	COOLING	Water pump
WHEELBASE	127 inches	IGNITION	Storage battery
GAUGE	56 inches	STARTING SYSTEM	Two unit
WHEELS	Wood	STARTER OPERATED	Gear to fly wheel
FRONT TIRES	35 x 4½ inches	LIGHTING SYSTEM	Electric
REAR TIRES	35 x 4½ inches anti-skid	VOLTAGES	Six to eight
SERVICE BRAKE	Contracting on rear wheels	WIRING SYSTEM	Single
EMERGENCY BRAKE	Expanding on rear wheels	GASOLINE SYSTEM	Vacuum
CYLINDERS	Six	CLUTCH	Dry multiple disc
HOW ARRANGED	Vertically	TRANSMISSION	Selective sliding
CAST	En bloc	GEAR CHANGES	Three forward, one reverse
HORSEPOWER	29.4 (N.A.C.C. Rating)	DRIVE	Spiral bevel
BORE AND STROKE	3½ x 5¼ inches	REAR AXLE	Three-quarters floating
		STEERING GEAR	Screw and nut

In addition to above specifications, price includes top, top hood, windshield, speedometer, ammeter, tire pump, electric horn and demountable rims.

**PAIGE-DETROIT
MOTOR CAR
COMPANY**

**D E T R O I T
M I C H I G A N**

Price \$1555
 Three-Passenger Cabriolet 1885
 Two or Three-Passenger
 Roadster 1555



PAIGE LINWOOD TOURING—SIX-39


COLOR	Brewster green	LUBRICATION	Force feed and splash
SEATING CAPACITY . .	Five	RADIATOR	Cellular
POSITION OF DRIVER	Left side	COOLING	Water pump
WHEELBASE	117 inches	IGNITION	Storage battery
GAUGE	56 inches	STARTING SYSTEM . . .	Two unit
WHEELS	Wood	STARTER OPERATED . .	Gear to fly wheel
FRONT TIRES	33 x 4 inches	LIGHTING SYSTEM . . .	Electric
REAR TIRES	33 x 4 inches, anti-skid	VOLTAGES	Six to eight
SERVICE BRAKE	Contracting on rear wheels	WIRING SYSTEM	Single
EMERGENCY BRAKE . .	Expanding on rear wheels	GASOLINE SYSTEM . . .	Gravity
CYLINDERS	Six	CLUTCH	Dry multiple disc
HOW ARRANGED	Vertically	TRANSMISSION	Selective sliding
CAST	En bloc	GEAR CHANGES	Three forward, one reverse
HORSEPOWER	23.44 (N.A.C.C. Rating)	DRIVE	Spiral bevel
BORE AND STROKE . .	3 1/8 x 5 inches	REAR AXLE	Three-quarters floating
		STEERING GEAR	Screw and nut

In addition to above specifications, price includes top, top hood, wind-shield, speedometer, ammeter, electric horn and demountable rims.

OAKLAND
MOTOR CAR
COMPANY

PONTIAC
MICHIGAN

Price \$1075
Roadster 1075
Sedan 1650
Coupe 1650



OAKLAND SENSIBLE SIX TOURING—34-B


COLOR	Body, coach green; running gear, black	LUBRICATION	Force feed and splash
SEATING CAPACITY .	Five	RADIATOR	Cellular
POSITION OF DRIVER	Left side	COOLING	Water pump
WHEELBASE	112 inches	IGNITION	Storage battery
GAUGE	56 inches	STARTING SYSTEM .	Two unit
WHEELS	Wood	STARTER OPERATED .	Gear to fly wheel
FRONT TIRES	32 x 4 inches	LIGHTING SYSTEM .	Electric
REAR TIRES	32 x 4 inches, anti-skid	VOLTAGES	Six
SERVICE BRAKE . . .	Contracting on rear wheels	WIRING SYSTEM . .	Single
EMERGENCY BRAKE .	Expanding on rear wheels	GASOLINE SYSTEM .	Vacuum
CYLINDERS	Six	CLUTCH	Cone
HOW ARRANGED . . .	Vertically	TRANSMISSION . . .	Selective sliding
CAST	En bloc	GEAR CHANGES . .	Three forward, one reverse
HORSEPOWER	18.98 (N.A.C.C. Rating)	DRIVE	Plain bevel
BORE AND STROKE .	2 $\frac{1}{8}$ x 4 $\frac{3}{4}$ inches	REAR AXLE	Full floating
		STEERING GEAR . . .	Worm and nut

In addition to above specifications, price includes top, top hood, wind-shield, speedometer, ammeter, electric horn and demountable rims.

OAKLAND
MOTOR CAR
COMPANY

PONTIAC
MICHIGAN


Price \$1650
Coupe 1650
Touring 1075
Roadster 1075



OAKLAND SENSIBLE SIX SEDAN—34-B

COLOR	Body, Oakland medium blue; running gear, black	BORE AND STROKE	2 $\frac{1}{8}$ x 4 $\frac{3}{4}$ inches
SEATING CAPACITY	Five	LUBRICATION	Force feed and splash
POSITION OF DRIVER	Left side	RADIATOR	Cellular
WHEELBASE	112 inches	COOLING	Water pump
GAUGE	56 inches	IGNITION	Storage battery
WHEELS	Wood	STARTING SYSTEM	Two unit
FRONT TIRES	32 x 4 inches	STARTER OPERATED	Gear to fly wheel
REAR TIRES	32 x 4 inches, anti-skid	LIGHTING SYSTEM	Electric
SERVICE BRAKE	Contracting on rear wheels	VOLTAGES	Six
EMERGENCY BRAKE	Expanding on rear wheels	WIRING SYSTEM	Single
CYLINDERS	Six	GASOLINE SYSTEM	Vacuum
HOW ARRANGED	Vertically	CLUTCH	Cone
CAST	En bloc	TRANSMISSION	Selective sliding
HORSEPOWER	18.98 (N.A.C.C. Rating)	GEAR CHANGES	Three forward, one reverse
		DRIVE	Plain bevel
		REAR AXLE	Full floating
		STEERING GEAR	Worm and nut


In addition to above specifications, price includes windshield, speedometer, ammeter, heater, electric horn and demountable rims.



OVERLAND TOURING—90

COLOR	Body, Brewster green; wheels and fenders, black	BORE AND STROKE	3½ x 5 inches
SEATING CAPACITY	Five	LUBRICATION	Splash with circulating pump
POSITION OF DRIVER	Left side	RADIATOR	Cellular
WHEELBASE	106 inches	COOLING	Thermo-syphon
GAUGE	56 inches	IGNITION	Storage battery
WHEELS	Wood	STARTING SYSTEM	Two unit
FRONT TIRES	31 x 4 inches	STARTER OPERATED	Gear to fly wheel
REAR TIRES	31 x 4 inches, anti-skid	LIGHTING SYSTEM	Electric
SERVICE BRAKE	Contracting on rear wheels	VOLTAGES	Six
EMERGENCY BRAKE	Expanding on rear wheels	WIRING SYSTEM	Single, lighting; double, starting
CYLINDERS	Four	GASOLINE SYSTEM	Vacuum
HOW ARRANGED	Vertically	CLUTCH	Cone
CAST	En bloc	TRANSMISSION	Selective sliding
HORSEPOWER	18.23 (N.A.C.C. Rating)	GEAR CHANGES	Three forward, one reverse
		DRIVE	Spiral bevel
		REAR AXLE	Three-quarters floating
		STEERING GEAR	Worm and gear

In addition to above specifications, price includes top, top hood, windshield, speedometer, ammeter, tire pump, electric horn and demountable rims.



W I L L Y S - K N I G H T T O U R I N G — 8 8 - F O U R


COLOR	Body, French blue; wheels, cream color; fenders, black	BORE AND STROKE	4 3/8 x 4 1/2 inches
SEATING CAPACITY	Seven	LUBRICATION	Force feed and spray
POSITION OF DRIVER	Left side	RADIATOR	Cellular
WHEELBASE	121 inches	COOLING	Thermo-syphon
GAUGE	56 inches	IGNITION	Storage battery
WHEELS	Wood	STARTING SYSTEM	Two unit
FRONT TIRES	34 x 4 1/2 inches	STARTER OPERATED	Gear to fly wheel
REAR TIRES	34 x 4 1/2 inches, anti-skid	LIGHTING SYSTEM	Electric
SERVICE BRAKE	Contracting on rear wheels	VOLTAGES	Six
EMERGENCY BRAKE	Expanding on rear wheels	WIRING SYSTEM	Single, lighting; double, starting
CYLINDERS	Four	GASOLINE SYSTEM	Vacuum
HOW ARRANGED	Vertically	CLUTCH	Cone
CAST	En bloc	TRANSMISSION	Selective sliding
HORSEPOWER	27.23 (N.A.C.C. Rating)	GEAR CHANGES	Three forward, one reverse
		DRIVE	Spiral bevel
		REAR AXLE	Full floating
		STEERING GEAR	Worm and gear

In addition to above specifications, price includes top, top hood, windshield, speedometer, ammeter, moto-meter, power tire pump, electric motor horn and demountable rims.

**CHANDLER
MOTOR CAR
COMPANY**

CLEVELAND, OHIO

Price	\$1795
Dispatch Car . . .	1875
Coupe	2395
Sedan	2495
Limousine	3095



CHANDLER ROADSTER


COLOR	Chandler blue and black	LUBRICATION	Pump over and splash
SEATING CAPACITY .	Four	RADIATOR	Cellular
POSITION OF DRIVER	Optional	COOLING	Water pump
WHEELBASE	123 inches	IGNITION	High tension magneto
GAUGE	56 inches	STARTING SYSTEM .	Two unit
WHEELS	Wood	STARTER OPERATED .	Gear to fly wheel
FRONT TIRES	34 x 4 inches	LIGHTING SYSTEM .	Electric
REAR TIRES	34 x 4 inches, anti-skid	VOLTAGES	Six to eight
SERVICE BRAKE . . .	Contracting on rear wheels	WIRING SYSTEM . .	Single
EMERGENCY BRAKE .	Expanding on rear wheels	GASOLINE SYSTEM .	Vacuum
CYLINDERS	Six	CLUTCH	Dry plate
HOW ARRANGED . . .	Vertically	TRANSMISSION . . .	Selective sliding
CAST	In three	GEAR CHANGES . .	Three forward, one reverse
HORSEPOWER	29.4 (N.A.C.C. Rating)	DRIVE	Spiral bevel
BORE AND STROKE .	3½ x 5 inches	REAR AXLE	Three-quarters floating
		STEERING GEAR . . .	Worm and gear

In addition to above specifications, price includes top, top hood, windshield, speedometer, electric horn and demountable rims.

**CHANDLER
MOTOR CAR
COMPANY**

CLEVELAND, OHIO

Price	\$1795
Dispatch Car . . .	1875
Coupe	2395
Sedan	2495
Limousine	3095



CHANDLER TOURING

COLOR	Chandler blue and black	LUBRICATION	Pump over and splash
SEATING CAPACITY .	Seven	RADIATOR	Cellular
POSITION OF DRIVER	Optional	COOLING	Water pump
WHEELBASE	123 inches	IGNITION	High tension magneto
GAUGE	56 inches	STARTING SYSTEM .	Two unit
WHEELS	Wood	STARTER OPERATED .	Gear to fly wheel
FRONT TIRES	34 x 4 inches	LIGHTING SYSTEM .	Electric
REAR TIRES	34 x 4 inches, anti-skid	VOLTAGES	Six to eight
SERVICE BRAKE . . .	Contracting on rear wheels	WIRING SYSTEM . .	Single
EMERGENCY BRAKE .	Expanding on rear wheels	GASOLINE SYSTEM .	Vacuum
CYLINDERS	Six	CLUTCH	Dry plate
HOW ARRANGED . . .	Vertically	TRANSMISSION . . .	Selective sliding
CAST	In threes	GEAR CHANGES . .	Three forward, one reverse
HORSEPOWER	29.4 (N.A.C.C. Rating)	DRIVE	Spiral bevel
BORE AND STROKE .	3½ x 5 inches	REAR AXLE	Three-quarters floating
		STEERING GEAR . . .	Worm and gear

In addition to above specifications, price includes top, top hood, windshield, speedometer, electric horn and demountable rims.

**NORDYKE &
MARMON
COMPANY**

**INDIANAPOLIS
I N D I A N A**

Seven-Passenger Touring Car . . .	\$3950
Five-Passenger Touring Car . . .	3900
Four-Passenger Roadster	3950
Limousine	5650
Landaulet	5750
Town Car	5650
Limousine with Rubay Body . . .	6150
Town Car with Rubay Body . . .	6100



MARMON TOURING—34


COLOR	Blue	LUBRICATION	Full force feed
SEATING CAPACITY	Seven	RADIATOR	Cellular
POSITION OF DRIVER	Left side	COOLING	Water pump
WHEELBASE	136 inches	IGNITION	High tension magneto
GAUGE	56 inches	STARTING SYSTEM	Two unit
WHEELS	Wire	STARTER OPERATED	Gear to fly wheel
FRONT TIRES	32 x 4½ inches	LIGHTING SYSTEM	Electric
REAR TIRES	32 x 4½ inches, anti-skid	VOLTAGES	Six
SERVICE BRAKE	Contracting on rear wheels	WIRING SYSTEM	Single
EMERGENCY BRAKE	Expanding on rear wheels	GASOLINE SYSTEM	Gravity
CYLINDERS	Six	CLUTCH	Cone
HOW ARRANGED	Vertically	TRANSMISSION	Selective sliding
CAST	En bloc	GEAR CHANGES	Three forward, one reverse
HORSEPOWER	33.75 (N.A.C.C. Rating)	DRIVE	Spiral bevel
BORE AND STROKE	3¾ x 5½ inches	REAR AXLE	Three-quarters floating
		STEERING GEAR	Worm and worm wheel

In addition to above specifications, price includes top, top hood, windshield, speedometer, ammeter, clock, tire pump, electric horn and extra wire wheel.

**LOCOMOBILE
COMPANY
OF AMERICA**

**BRIDGEPORT
CONNECTICUT**

Price	\$6600
Torpedo	6600
Sportif	6700
Limousine	7700
Landaulet	7800
Berline	7900



LOCOMOBILE SEVEN-PASSENGER TOURING


COLOR	Optional	LUBRICATION	Force feed and splash
SEATING CAPACITY	Seven	RADIATOR	Honeycomb
POSITION OF DRIVER	Left side	COOLING	Water pump
WHEELBASE	142 inches	IGNITION	High tension magneto and storage battery
GAUGE	56 inches	STARTING SYSTEM	Two unit
WHEELS	Wood	STARTER OPERATED	Gear to fly wheel
FRONT TIRES	37 x 5 inches	LIGHTING SYSTEM	Electric
REAR TIRES	37 x 5 inches, anti-skid	VOLTAGES	Six
SERVICE BRAKE	Contracting on rear wheels	WIRING SYSTEM	Single
EMERGENCY BRAKE	Expanding on rear wheels	GASOLINE SYSTEM	Pressure
CYLINDERS	Six	CLUTCH	Dry multiple disc
HOW ARRANGED	Vertically	TRANSMISSION	Selective sliding
CAST	In pairs	GEAR CHANGES	Four forward, one reverse
HORSEPOWER	48.6 (N.A.C.C. Rating)	DRIVE	Spiral bevel
BORE AND STROKE	4½ x 5½ inches	REAR AXLE	Full floating
		STEERING GEAR	Worm and gear

In addition to above specifications, price includes top, top hood, windshield, speedometer, ammeter, voltmeter, clock, tire pump, electric horn and demountable rims.

**WESTCOTT
MOTOR CAR
COMPANY**

**SPRINGFIELD
O H I O**

Price	\$2590
Four-Passenger Roadster	2190
Seven-Passenger Convertible Sedan	3190
Five-Passenger Convertible Sedan	3190
Four-Passenger Convertible Coupe	3190



WESTCOTT TOURING—SERIES 19


COLOR	Body and wheels, Liberty green; chassis, black	BORE AND STROKE	3½ x 5¼ inches
SEATING CAPACITY	Seven	LUBRICATION	Force feed and splash
POSITION OF DRIVER	Left side	RADIATOR	Cellular
WHEELBASE	125 inches	COOLING	Water pump
GAUGE	56 inches	IGNITION	Storage battery
WHEELS	Wood	STARTING SYSTEM	Three unit
FRONT TIRES	32 x 4¼ inches,	STARTER OPERATED	Gear to fly wheel
REAR TIRES	32 x 4¼ inches, anti-skid	LIGHTING SYSTEM	Electric
SERVICE BRAKE	Contracting on rear wheels	VOLTAGES	Six
EMERGENCY BRAKE	Expanding on rear wheels	WIRING SYSTEM	Single
CYLINDERS	Six	GASOLINE SYSTEM	Vacuum
HOW ARRANGED	Vertically	CLUTCH	Dry multiple disc
CAST	En bloc	TRANSMISSION	Selective sliding
HORSEPOWER	29.4 (N.A.C.C. Rating)	GEAR CHANGES	Three forward, one reverse
		DRIVE	Spiral bevel
		REAR AXLE	Semi-floating
		STEERING GEAR	Worm and wheel

In addition to above specifications, price includes top, top hood, windshield, speedometer, ammeter, moto-meter, front and rear bumper, voltmeter, clock, tire pump, electric horn and demountable rims.

**H. H. FRANKLIN
MANUFACTUR-
ING COMPANY**

**S Y R A C U S E
N E W Y O R K**

Price	\$2450
Runabout	2400
Four-Passenger Roadster	2450
Brougham	3300
Sedan	3350
Limousine	3400



FRANKLIN TOURING—SERIES 9


COLOR	Body and wheels, Brewster green; axles and guards, black	HORSEPOWER	25.35 (N.A.C.C. Rating)
SEATING CAPACITY	Five	BORE AND STROKE	3¼ x 4 inches
POSITION OF DRIVER	Left side	LUBRICATION	Force feed
WHEELBASE	115 inches	COOLING	Air
GAUGE	56 inches	IGNITION	Storage battery
WHEELS	Wood	STARTING SYSTEM	Single unit
FRONT TIRES	33 x 4½ inches,	STARTER OPERATED	Chain to crank shaft
REAR TIRES	33 x 4½ inches, anti-skid	LIGHTING SYSTEM	Electric
SERVICE BRAKE	Contracting on transmission	VOLTAGES	Twelve
EMERGENCY BRAKE	Contracting on rear wheels	WIRING SYSTEM	Double
CYLINDERS	Six	GASOLINE SYSTEM	Vacuum
HOW ARRANGED	Vertically	CLUTCH	Single dry plate
CAST	Single	TRANSMISSION	Selective sliding
		GEAR CHANGES	Three forward, one reverse
		DRIVE	Spiral bevel
		REAR AXLE	Semi-floating
		STEERING GEAR	Worm and gear

In addition to above specifications, price includes top, top hood, windshield, speedometer, clock, tire pump and electric horn.

**DORRIS
MOTOR CAR
COMPANY**

**ST. LOUIS
MISSOURI**

Price \$3500
 Four-Passenger Four-Door 3500
 Limousine 4850



DORRIS TOURING—6-80


COLOR	Optional	LUBRICATION	Full force feed
SEATING CAPACITY	Seven	RADIATOR	Tubular
POSITION OF DRIVER	Left side	COOLING	Water pump
WHEELBASE	132 inches	IGNITION	High tension magneto
GAUGE	56 inches	STARTING SYSTEM	Two unit
WHEELS	Wood	STARTER OPERATED	Gear to fly wheel
FRONT TIRES	35 x 5 inches	LIGHTING SYSTEM	Electric
REAR TIRES	35 x 5 inches, anti-skid	VOLTAGES	Six
SERVICE BRAKE	Contracting on rear wheels	WIRING SYSTEM	Single
EMERGENCY BRAKE	Expanding on rear wheels	GASOLINE SYSTEM	Vacuum
CYLINDERS	Six	CLUTCH	Dry multiple disc
HOW ARRANGED	Vertically	TRANSMISSION	Selective sliding
CAST	In three	GEAR CHANGES	Three forward, one reverse
HORSEPOWER	38.4 (N.A.C.C. Rating)	DRIVE	Spiral bevel
BORE AND STROKE	4 x 5 inches	REAR AXLE	Three-quarters floating
		STEERING GEAR	Worm and gear

In addition to above specifications, price includes top, top hood, windshield, speedometer, ammeter, voltmeter, clock, tire pump, electric horn and demountable rims.

**G R A N T
M O T O R C A R
C O R P O R A T I O N**

CLEVELAND, OHIO

Price	\$1220
Roadster	1220
Detachable Sedan	1500
All-weather Sedan	1745
All-weather Coupe	1725



GRANT SIX TOURING—G


COLOR	Body, olive green; running gear, black	BORE AND STROKE	3 x 4 1/4 inches
SEATING CAPACITY	Five	LUBRICATION	Force feed and splash
POSITION OF DRIVER	Left side	RADIATOR	Tubular
WHEELBASE	114 inches	COOLING	Thermo-syphon
GAUGE	56 inches	IGNITION	Storage battery
WHEELS	Wood	STARTING SYSTEM	Two unit
FRONT TIRES	32 x 3 1/2 inches	STARTER OPERATED	Gear to fly wheel
REAR TIRES	32 x 3 1/2 inches, anti-skid	LIGHTING SYSTEM	Electric
SERVICE BRAKE	Contracting on rear wheels	VOLTAGES	Six
EMERGENCY BRAKE	Expanding on rear wheels	WIRING SYSTEM	Single
CYLINDERS	Six	GASOLINE SYSTEM	Vacuum
HOW ARRANGED	Vertically	CLUTCH	Cone
CAST	En bloc	TRANSMISSION	Selective sliding
HORSEPOWER	21.6 (N.A.C.C. Rating)	GEAR CHANGES	Three forward, one reverse
		DRIVE	Plain bevel
		REAR AXLE	Full floating
		STEERING GEAR	Screw and nut

In addition to above specifications, price includes top, top hood, windshield, speedometer, ammeter, voltmeter, electric horn and demountable rims.

**H A Y N E S
A U T O M O B I L E
C O M P A N Y**

**K O K O M O
I N D I A N A**


Price Upon Application



HAYNES "LIGHT SIX" COUPE—39

COLOR	Haynes blue, beige brown, royal green and deep carmine	BORE AND STROKE	3½ x 5 inches
SEATING CAPACITY	Four	LUBRICATION	Splash with circulating pump
POSITION OF DRIVER	Left side	RADIATOR	Cellular
WHEELBASE	127 inches	COOLING	Water pump
GAUGE	56 inches	IGNITION	Storage battery and distributor
WHEELS	Wood	STARTING SYSTEM	Two unit
FRONT TIRES	35 x 4½ inches,	STARTER OPERATED	Gear to fly wheel
REAR TIRES	35 x 4½ inches, anti-skid	LIGHTING SYSTEM	Electric
SERVICE BRAKE	Expanding on rear wheels	VOLTAGES	Six
EMERGENCY BRAKE	Expanding on rear wheels	WIRING SYSTEM	Double
CYLINDERS	Six	GASOLINE SYSTEM	Vacuum
HOW ARRANGED	Vertically	CLUTCH	Dry multiple disc
CAST	En bloc	TRANSMISSION	Selective sliding
HORSEPOWER	29.4 (N.A.C.C. Rating)	GEAR CHANGES	Three forward, one reverse
		DRIVE	Spiral bevel
		REAR AXLE	Three-quarters floating
		STEERING GEAR	Screw and nut

In addition to above specifications, price includes windshield, speedometer, ammeter, voltmeter, clock, tire pump, electric horn and demountable rims.



HAYNES "LIGHT SIX" FOURDORE ROADSTER—39


COLOR	Deep carmine, beige brown or royal green	LUBRICATION	Splash with circu- lating pump
SEATING CAPACITY . .	Four	RADIATOR	Cellular
POSITION OF DRIVER .	Left side	COOLING	Water pump
WHEELBASE	127 inches	IGNITION	Storage battery and distributor
GAUGE	56 inches	STARTING SYSTEM . .	Two unit
WHEELS	Wood	STARTER OPERATED .	Gear to fly wheel
FRONT TIRES	32 x 4½ inches	LIGHTING SYSTEM . .	Electric
REAR TIRES	32 x 4½ inches	VOLTAGES	Six
SERVICE BRAKE	Expanding on rear wheels	WIRING SYSTEM . . .	Double
EMERGENCY BRAKE . .	Expanding on rear wheels	GASOLINE SYSTEM . .	Vacuum
CYLINDERS	Six	CLUTCH	Dry multiple disc
HOW ARRANGED	Vertically	TRANSMISSION	Selective sliding
CAST	En bloc	GEAR CHANGES . . .	Three forward, one reverse
HORSEPOWER	29.4 (N.A.C.C. Rating)	DRIVE	Spiral bevel
BORE AND STROKE . . .	3½ x 5 inches	REAR AXLE	Three-quarters floating
		STEERING GEAR	Screw and nut

In addition to above specifications, price includes windshield, speedometer, ammeter, clock, tire pump, electric horn and demountable rims.

**H U D S O N
M O T O R C A R
C O M P A N Y**

**D E T R O I T
M I C H I G A N**

Seven-Passenger Phaeton	} Prices Upon Application
Four-Passenger Phaeton	
Cabriolet	
Four-Door Sedan	
Touring Limousine	
Limousine	
Limousine-Landau	
Town Car	
Town Car-Landau	
Coupe	



HUDSON SUPER-SIX PHAETON


COLOR	Coach-painter's blue; fenders and splash guards, black enamel	BORE AND STROKE	3½ x 5 inches
SEATING CAPACITY	Seven	LUBRICATION	Splash with circulating pump
POSITION OF DRIVER	Left side	RADIATOR	Cellular
WHEELBASE	125½ inches	COOLING	Water pump
GAUGE	56 inches	IGNITION	Storage battery
WHEELS	Wood	STARTING SYSTEM	Single unit
FRONT TIRES	34 x 4½ inches, anti-skid	STARTER OPERATED	Gear to fly wheel
REAR TIRES	34 x 4½ inches, anti-skid	LIGHTING SYSTEM	Electric
SERVICE BRAKE	Contracting on rear wheels	VOLTAGES	Six
EMERGENCY BRAKE	Expanding on rear wheels	WIRING SYSTEM	Single
CYLINDERS	Six	GASOLINE SYSTEM	Vacuum
HOW ARRANGED	Vertically	CLUTCH	Multiple disc in oil
CAST	En bloc	TRANSMISSION	Selective sliding
HORSEPOWER	29.4 (N.A.C.C. Rating)	GEAR CHANGES	Three forward, one reverse
		DRIVE	Spiral bevel
		REAR AXLE	Three-quarters floating
		STEERING GEAR	Worm and gear

In addition to above specifications, price includes top, top hood, windshield, speedometer, ammeter, tire pump, electric horn and demountable rims.

**KLINE CAR
CORPORATION**

**RICHMOND
VIRGINIA**

Price	\$1865
Four-Passenger Sport-Tour	1865
Four-Passenger Shamrock Roadster	1865
Two- and Three-Passenger Runabout	1865
Five-Passenger Sedan	2590
(with auxiliary seats)	



KLINE KAR TOURING—SERIES H 6-42


COLOR	Body, dark green; gear, black; wheels, straw color	BORE AND STROKE	3¼ x 4½ inches
SEATING CAPACITY	Five	LUBRICATION	Force feed and splash
POSITION OF DRIVER	Left side	RADIATOR	Cellular
WHEELBASE	121 inches	COOLING	Water pump
GAUGE	56 inches	IGNITION	Storage battery
WHEELS	Wood	STARTING SYSTEM	Two unit
FRONT TIRES	33 x 4 inches	STARTER OPERATED	Gear to fly wheel
REAR TIRES	33 x 4 inches, anti-skid	LIGHTING SYSTEM	Electric
SERVICE BRAKE	Contracting on rear wheels	VOLTAGES	Six
EMERGENCY BRAKE	Expanding on rear wheels	WIRING SYSTEM	Single
CYLINDERS	Six	GASOLINE SYSTEM	Vacuum
HOW ARRANGED	Vertically	CLUTCH	Plate
CAST	En bloc	TRANSMISSION	Selective sliding
HORSEPOWER	25.35 (N.A.C.C. Rating)	GEAR CHANGES	Three forward, one reverse
		DRIVE	Spiral bevel
		REAR AXLE	Full floating
		STEERING GEAR	Worm and nut

In addition to above specifications, price includes top, top hood, windshield, speedometer, ammeter, voltmeter, moto-meter, spotlight, electric horn and demountable rims.

THE
BARTHOLOMEW
C O M P A N Y

PEORIA, ILLINOIS

Price \$1655
 Four-Passenger Roadster 1655



GLIDE LIGHT TOURING—SIX-40


COLOR	Body, meteor blue or maroon; running gear, black with ivory wheels	BORE AND STROKE	3½ x 5 inches
SEATING CAPACITY	Five	LUBRICATION	Splash with circulating pump
POSITION OF DRIVER	Left side	RADIATOR	Tubular
WHEELBASE	119 inches	COOLING	Water pump
GAUGE	56 inches	IGNITION	Storage battery
WHEELS	Wood	STARTING SYSTEM	Two unit
FRONT TIRES	34 x 4 inches	STARTER OPERATED	Gear to fly wheel
REAR TIRES	34 x 4 inches, anti-skid	LIGHTING SYSTEM	Electric
SERVICE BRAKE	Contracting on rear wheels	VOLTAGES	Six
EMERGENCY BRAKE	Expanding on rear wheels	WIRING SYSTEM	Single
CYLINDERS	Six	GASOLINE SYSTEM	Vacuum
HOW ARRANGED	Vertically	CLUTCH	Dry multiple disc
CAST	En bloc	TRANSMISSION	Selective sliding
HORSEPOWER	23.44 (N.A.C.C. Rating)	GEAR CHANGES	Three forward, one reverse
		DRIVE	Spiral bevel
		REAR AXLE	Three-quarters floating
		STEERING GEAR	Worm and gear

In addition to above specifications, price includes top, top hood, windshield, speedometer, ammeter, voltmeter, clock, tire pump, electric horn and demountable rims.

**LIBERTY
MOTOR CAR
COMPANY**

**D E T R O I T
M I C H I G A N**

Price	\$1570
Two-Passenger Roadster	1570
Four-Passenger Sport Touring	1720
Touring Limousine	2640
Brougham	3000
Coupe	2640



LIBERTY SIX TOURING—10-B

COLOR	Body, Liberty blue; wheels, straw	LUBRICATION	Force feed and splash
SEATING CAPACITY	Five	RADIATOR	Cellular
POSITION OF DRIVER	Left side	COOLING	Thermo-syphon
WHEELBASE	115 inches	IGNITION	Storage battery
GAUGE	56 inches	STARTING SYSTEM	Two unit
WHEELS	Wood	STARTER OPERATED	Gear to fly wheel
FRONT TIRES	32 x 4 inches	LIGHTING SYSTEM	Electric
REAR TIRES	32 x 4 inches, anti-skid	VOLTAGES	Six to eight
SERVICE BRAKE	Contracting on rear wheels	WIRING SYSTEM	Single
EMERGENCY BRAKE	Contracting on rear transmission	GASOLINE SYSTEM	Vacuum
CYLINDERS	Six	CLUTCH	Dry plate
HOW ARRANGED	Vertically	TRANSMISSION	Selective sliding
CAST	En bloc	GEAR CHANGES	Three forward, one reverse
HORSEPOWER	25.35 (N.A.C.C. Rating)	DRIVE	Spiral bevel
BORE AND STROKE	3¼ x 4½ inches	REAR AXLE	Semi-floating
		STEERING GEAR	Screw and nut


In addition to above specifications, price includes top, top hood, windshield, speedometer, ammeter, tire pump, electric horn and demountable rims.

**ALLEN MOTOR
C O M P A N Y**

F O S T O R I A , O H I O

Price \$1195

Sedan 1695



ALLEN TOURING—41


COLOR	Body, brown or green; running gear, black	BORE AND STROKE	3¼ x 5 inches
SEATING CAPACITY	Five	LUBRICATION	Splash with circulating pump
POSITION OF DRIVER	Left side	RADIATOR	Cellular
WHEELBASE	112 inches	COOLING	Thermo-syphon
GAUGE	56 inches	IGNITION	Storage battery
WHEELS	Wood	STARTING SYSTEM	Two unit
FRONT TIRES	32 x 3½ inches, plain	STARTER OPERATED	Gear to fly wheel
REAR TIRES	32 x 3½ inches, anti-skid	LIGHTING SYSTEM	Electric
SERVICE BRAKE	Contracting on rear wheels	VOLTAGES	Six
EMERGENCY BRAKE	Expanding on rear wheels	WIRING SYSTEM	Single
CYLINDERS	Four	GASOLINE SYSTEM	Vacuum
HOW ARRANGED	Vertically	CLUTCH	Plate
CAST	En bloc	TRANSMISSION	Selective sliding
HORSEPOWER	22.5	GEAR CHANGES	Three forward, one reverse
(N.A.C.C. Rating)		DRIVE	Spiral bevel
		REAR AXLE	Full floating
		STEERING GEAR	Worm and gear

In addition to above specifications, price includes top, top hood, windshield, speedometer, ammeter, voltmeter, clock, tire pump, electric horn and demountable rims.

**M E R C E R
A U T O M O B I L E
C O M P A N Y**

**T R E N T O N
N E W J E R S E Y**

Price Upon Application



MERCER SPORTING


COLOR	Blue, green, maroon, brown or gray	BORE AND STROKE	3 3/4 x 6 3/4 inches
SEATING CAPACITY	Four	LUBRICATION	Full force feed
POSITION OF DRIVER	Left side	RADIATOR	Cellular
WHEELBASE	132 inches	COOLING	Water pump
GAUGE	56 inches	IGNITION	High tension magneto
WHEELS	Wire	STARTING SYSTEM	Two unit
FRONT TIRES	32 x 4 1/2 inches	STARTER OPERATED	Gear to fly wheel
REAR TIRES	32 x 4 1/2 inches	LIGHTING SYSTEM	Electric
SERVICE BRAKE	Expanding on transmission	VOLTAGES	Six
EMERGENCY BRAKE	Expanding on rear wheels	WIRING SYSTEM	Single
CYLINDERS	Four	GASOLINE SYSTEM	Vacuum
HOW ARRANGED	Vertically	CLUTCH	Dry multiple disc
CAST	En bloc	TRANSMISSION	Selective sliding
HORSEPOWER	22.5 (N.A.C.C. Rating)	GEAR CHANGES	Four forward, one reverse
		DRIVE	Spiral bevel
		REAR AXLE	Full floating
		STEERING GEAR	Worm and gear

In addition to above specifications, price includes top, top hood, windshield, speedometer, ammeter, voltmeter, clock, electric horn and extra wire wheel.

M E R C E R
A U T O M O B I L E
C O M P A N Y

T R E N T O N
N E W J E R S E Y

Price Upon Application



MERCER RUNABOUT


COLOR	Blue, green, maroon, brown or gray	BORE AND STROKE	3 3/4 x 6 3/4 inches
SEATING CAPACITY	Two	LUBRICATION	Full force feed
POSITION OF DRIVER	Left side	RADIATOR	Cellular
WHEELBASE	115 inches	COOLING	Water pump
GAUGE	56 inches	IGNITION	High tension magneto
WHEELS	Wood	STARTING SYSTEM	Two unit
FRONT TIRES	32 x 4 inches	STARTER OPERATED	Gear to fly wheel
REAR TIRES	32 x 4 inches	LIGHTING SYSTEM	Electric
SERVICE BRAKE	Expanding on transmission	VOLTAGES	Six
EMERGENCY BRAKE	Expanding on rear wheels	WIRING SYSTEM	Single
CYLINDERS	Four	GASOLINE SYSTEM	Vacuum
HOW ARRANGED	Vertically	CLUTCH	Dry multiple disc
CAST	En bloc	TRANSMISSION	Selective sliding
HORSEPOWER	22.5 (N.A.C.C. Rating)	GEAR CHANGES	Four forward, one reverse
		DRIVE	Spiral bevel
		REAR AXLE	Full floating
		STEERING GEAR	Worm and gear

In addition to above specifications, price includes top, top hood, windshield, speedometer, ammeter, voltmeter, clock, electric horn and demountable rims.

M E R C E R
A U T O M O B I L E
C O M P A N Y

T R E N T O N
N E W J E R S E Y

Price Upon Application



MERCER RACEABOUT


COLOR	Yellow, gray or gunmetal	LUBRICATION	Full force feed
SEATING CAPACITY	Two	RADIATOR	Cellular
POSITION OF DRIVER	Left side	COOLING	Water pump
WHEELBASE	115 inches	IGNITION	High tension magneto
GAUGE	56 inches	STARTING SYSTEM	Two unit
WHEELS	Wire	STARTER OPERATED	Gear to fly wheel
FRONT TIRES	32 x 4 inches	LIGHTING SYSTEM	Electric
REAR TIRES	32 x 4 inches	VOLTAGES	Six
SERVICE BRAKE	Expanding on transmission	WIRING SYSTEM	Single
EMERGENCY BRAKE	Expanding on rear wheels	GASOLINE SYSTEM	Vacuum
CYLINDERS	Four	CLUTCH	Dry multiple disc
HOW ARRANGED	Vertically	TRANSMISSION	Selective sliding
CAST	En bloc	GEAR CHANGES	Four forward, one reverse
HORSEPOWER	22.5 (N.A.C.C. Rating)	DRIVE	Spiral bevel
BORE AND STROKE	3 $\frac{3}{4}$ x 6 $\frac{3}{4}$ inches	REAR AXLE	Full floating
		STEERING GEAR	Worm and gear

In addition to above specifications, price includes windshield, speedometer, ammeter, voltmeter, clock, electric horn and wire wheels.

**M c F A R L A N
M O T O R
C O M P A N Y**

**C O N N E R S V I L L E
I N D I A N A**

Price	\$4300
Two-Passenger Roadster	4300
Four-Passenger Roadster	4300
Four-Passenger Destroyer	4500
Five-Passenger Sport	4500
Six-Passenger Touring	4300




M c F A R L A N S I X T O U R I N G — T Y P E 1 2 7

COLOR	Optional	LUBRICATION	Force feed and splash
SEATING CAPACITY	Seven	RADIATOR	Cellular
POSITION OF DRIVER	Left side	COOLING	Water pump
WHEELBASE	136 inches	IGNITION	High tension magneto and storage battery
GAUGE	56 inches	STARTING SYSTEM	Two unit
WHEELS	Wood	STARTER OPERATED	Gear to fly wheel
FRONT TIRES	35 x 5 inches	LIGHTING SYSTEM	Electric
REAR TIRES	35 x 5 inches, anti-skid	VOLTAGES	Six
SERVICE BRAKE	Contracting on rear wheels	WIRING SYSTEM	Single
EMERGENCY BRAKE	Expanding on rear wheels	GASOLINE SYSTEM	Vacuum
CYLINDERS	Six	CLUTCH	Dry multiple disc
HOW ARRANGED	Vertically	TRANSMISSION	Selective sliding
CAST	En bloc	GEAR CHANGES	Three forward, one reverse
HORSEPOWER	48.6 (N.A.C.C. Rating)	DRIVE	Spiral bevel
BORE AND STROKE	4½ x 6 inches	REAR AXLE	Full floating
		STEERING GEAR	Worm and sector

In addition to above specifications, price includes top, top hood, windshield, speedometer, ammeter, clock, tire pump, electric horn and demountable rims.

**McFARLAN
MOTOR
COMPANY**
CONNERSVILLE
INDIANA

Price	\$5450
Town Car	5400
Knickerbocker Cabriolet	6000
Philadelphia Berline	5700
V-Front Sedan	5400
Continental Landaulet	5700
Sport Sedan	5600



McFARLAN SIX LIMOUSINE—TYPE 138


COLOR	Optional	LUBRICATION	Force feed and splash
SEATING CAPACITY	Seven	RADIATOR	Cellular
POSITION OF DRIVER	Left side	COOLING	Water pump
WHEELBASE	136 inches	IGNITION	High tension magneto and storage battery
GAUGE	56 inches	STARTING SYSTEM	Two unit
WHEELS	Wood	STARTER OPERATED	Gear to fly wheel
FRONT TIRES	35 x 5 inches	LIGHTING SYSTEM	Electric
REAR TIRES	35 x 5 inches, anti-skid	VOLTAGES	Six
SERVICE BRAKE	Contracting on rear wheels	WIRING SYSTEM	Single
EMERGENCY BRAKE	Expanding on rear wheels	GASOLINE SYSTEM	Vacuum
CYLINDERS	Six	CLUTCH	Dry multiple disc
HOW ARRANGED	Vertically	TRANSMISSION	Selective sliding
CAST	En bloc	GEAR CHANGES	Three forward, one reverse
HORSEPOWER	48.6 (N.A.C.C. Rating)	DRIVE	Spiral bevel
BORE AND STROKE	4½ x 6 inches	REAR AXLE	Full floating
		STEERING GEAR	Worm and sector

In addition to above specifications, price includes speedometer, ammeter, clock, tire pump, electric horn and demountable rims.

**OLDS MOTOR
WORKS**

**LANSING
MICHIGAN**

Touring \$1700
Pacemaker 1700




OLDSMOBILE TOURING—45-A

COLOR	Body, royal green; running gear, black; wheels, natural wood	BORE AND STROKE	2 $\frac{3}{4}$ x 4 $\frac{3}{4}$ inches
SEATING CAPACITY	Seven	LUBRICATION	Full force feed
POSITION OF DRIVER	Left side	RADIATOR	Cellular
WHEELBASE	120 inches	COOLING	Water pump
GAUGE	56 inches	IGNITION	Storage battery
WHEELS	Wood	STARTING SYSTEM	Two unit
FRONT TIRES	34 x 4 inches	STARTER OPERATED	Gear to fly wheel
REAR TIRES	34 x 4 inches, anti-skid	LIGHTING SYSTEM	Electric
SERVICE BRAKE	Contracting on rear wheels	VOLTAGES	Six
EMERGENCY BRAKE	Expanding on rear wheels	WIRING SYSTEM	Single
CYLINDERS	Eight	GASOLINE SYSTEM	Vacuum
HOW ARRANGED	V type, 90 degrees	CLUTCH	Cone
CAST	In fours	TRANSMISSION	Selective sliding
HORSEPOWER	26.45 (N.A.C.C. Rating)	GEAR CHANGES	Three forward, one reverse
		DRIVE	Spiral bevel
		REAR AXLE	Full floating
		STEERING GEAR	Screw and half nut

In addition to above specifications, price includes top, top hood, wind-shield, clock, speedometer, ammeter, electric horn and demountable rims.

**OLDS MOTOR
WORKS**
LANSING
MICHIGAN

Touring . . . \$1295
Roadster . . . 1295
Sedan . . . 1895
Coupe . . . 1895



OLDSMOBILE TOURING—37


COLOR	Body, blue; running gear, black; wheels, natural wood	BORE AND STROKE	2 1/8 x 4 3/4 inches
SEATING CAPACITY	Five	LUBRICATION	Full force feed
POSITION OF DRIVER	Left side	RADIATOR	Cellular
WHEELBASE	112 inches	COOLING	Water pump
GAUGE	56 inches	IGNITION	Storage battery
WHEELS	Wood	STARTING SYSTEM	Two unit
FRONT TIRES	32 x 4 inches	STARTER OPERATED	Gear to fly wheel
REAR TIRES	32 x 4 inches, anti-skid	LIGHTING SYSTEM	Electric
SERVICE BRAKE	Contracting on rear wheels	VOLTAGES	Six
EMERGENCY BRAKE	Expanding on rear wheels	WIRING SYSTEM	Single
CYLINDERS	Six	GASOLINE SYSTEM	Vacuum
HOW ARRANGED	Vertically	CLUTCH	Cone
CAST	En bloc	TRANSMISSION	Selective sliding
HORSEPOWER	19 (N.A.C.C. Rating)	GEAR CHANGES	Three forward, one reverse
		DRIVE	Spiral bevel
		REAR AXLE	Full floating
		STEERING GEAR	Screw and half nut

In addition to above specifications, price includes top, top hood, windshield, speedometer, ammeter, clock, electric horn and demountable rims.

**MITCHELL
MOTORS
COMPANY
INCORPORATED**

**R A C I N E
W I S C O N S I N**

Price \$1275
Three-Passenger Roadster 1275
Three-Passenger Coupe 1950



MITCHELL TOURING—D-5-40


COLOR	Body, Mitchell blue; wheels, light straw color; running gear, black	BORE AND STROKE	3 3/4 x 5 inches
SEATING CAPACITY	Five	LUBRICATION	Force feed and splash
POSITION OF DRIVER	Left side	RADIATOR	Cellular
WHEELBASE	120 inches	COOLING	Water pump
GAUGE	56 inches	IGNITION	Storage battery
WHEELS	Wood	STARTING SYSTEM	Two unit
FRONT TIRES	32 x 4 inches	STARTER OPERATED	Gear to fly wheel
REAR TIRES	32 x 4 inches, anti-skid	LIGHTING SYSTEM	Electric
SERVICE BRAKE	Contracting on rear wheels	VOLTAGES	Six
EMERGENCY BRAKE	Expanding on rear wheels	WIRING SYSTEM	Single with double contact bulbs
CYLINDERS	Six	GASOLINE SYSTEM	Vacuum
HOW ARRANGED	Vertically	CLUTCH	Cone
CAST	En bloc	TRANSMISSION	Selective sliding
HORSEPOWER	25.35 (N.A.C.C. Rating)	GEAR CHANGES	Three forward, one reverse
		DRIVE	Spiral bevel
		REAR AXLE	Three-quarters floating
		STEERING GEAR	Worm and gear

In addition to above specifications, price includes top, top hood, windshield, speedometer, ammeter, tire pump, dash primer, electric horn and demountable rim.

**MITCHELL
MOTORS
COMPANY
INCORPORATED**

**R A C I N E
W I S C O N S I N**

Price	\$1525
Five-Passenger Club Roadster	1525
Five-Passenger Touring with Demountable Top	1675
Four-Passenger Surrey	1550
Four-Passenger Cabriolet	1960
Four-Passenger Coupe	2135
Seven-Passenger Sedan de Luxe	2425
Seven-Passenger Touring Sedan	2275
Seven-Passenger Limousine	2850
Seven-Passenger Town Car	2850



MITCHELL TOURING—C-7-42


COLOR	Body, Mitchell blue; wheels, light straw color; running gear, black	BORE AND STROKE	3½ x 5 inches
SEATING CAPACITY	Seven	LUBRICATION	Force feed and splash
POSITION OF DRIVER	Left side	RADIATOR	Cellular
WHEELBASE	127 inches	COOLING	Water pump
GAUGE	56 inches	IGNITION	Storage battery
WHEELS	Wood	STARTING SYSTEM	Two unit
FRONT TIRES	34 x 4 inches	STARTER OPERATED	Gear to fly wheel
REAR TIRES	34 x 4 inches, anti-skid	LIGHTING SYSTEM	Electric
SERVICE BRAKE	Contracting on rear wheels	VOLTAGES	Six
EMERGENCY BRAKE	Expanding on rear wheels	WIRING SYSTEM	Single with double contact bulbs
CYLINDERS	Six	GASOLINE SYSTEM	Vacuum
HOW ARRANGED	Vertically	CLUTCH	Cone
CAST	En bloc	TRANSMISSION	Selective sliding
HORSEPOWER	29.41 (N.A.C.C. Rating)	GEAR CHANGES	Three forward, one reverse
		DRIVE	Spiral bevel
		REAR AXLE	Full floating
		STEERING GEAR	Worm and gear

In addition to above specifications, price includes top, top hood, windshield, speedometer, ammeter, tire pump, dash primer, electric horn and demountable rim.

F I A T

501 FIFTH AVENUE
NEW YORK CITY

Price \$7000
Seven-Passenger Touring Car . . . 6000
Seven-Passenger Limousine . . . 7000



FIAT BROUGHAM—E-17


COLOR	Optional	RADIATOR	Cellular
SEATING CAPACITY	Seven	COOLING	Water pump
POSITION OF DRIVER	Right side	IGNITION	High tension mag- neto and storage battery
WHEELBASE	140 inches	STARTING SYSTEM	Two unit
GAUGE	56 inches	STARTER OPERATED	Gear to fly wheel
WHEELS	Wood	LIGHTING SYSTEM	Electric
FRONT TIRES	35 x 5 inches	VOLTAGES	Twelve
REAR TIRES	35 x 5 inches	WIRING SYSTEM	Double
SERVICE BRAKE	Expanding on rear wheels	GASOLINE SYSTEM	Pressure
EMERGENCY BRAKE	Expanding on rear wheels	CLUTCH	Multiple disc in oil
CYLINDERS	Four	TRANSMISSION	Selective sliding
HOW ARRANGED	Vertically	GEAR CHANGES	Four forward, one reverse
CAST	En bloc	DRIVE	Spiral bevel
HORSEPOWER	42.03 (N.A.C.C. Rating)	REAR AXLE	Semi-floating
BORE AND STROKE	5¼ x 6¾ inches	STEERING GEAR	Worm and gear
LUBRICATION	Splash with circu- lating pump		

In addition to above specifications, price includes speedometer, ammeter, voltmeter, clock, tire pump, electric horn and demountable rims.

**BREWSTER &
COMPANY**

LONG ISLAND CITY
NEW YORK

Price	\$8300
Open Phaeton	7700
Town Brougham	8300
Town Landaulet	8450
Touring Landaulet	8800
Enclosed Drive	8400
Limousine	8500
Runabout	7200



BREWSTER COUNTRY BROUGHAM


COLOR	Optional	LUBRICATION	Force feed
SEATING CAPACITY	Four	RADIATOR	Cellular
POSITION OF DRIVER	Right or left side	COOLING	Water pump
WHEELBASE	125 inches	IGNITION	High tension magneto
GAUGE	56 inches	STARTING SYSTEM	Single unit
WHEELS	Wood	STARTER OPERATED	Fly wheel generator
FRONT TIRES	34 x 4½ inches	LIGHTING SYSTEM	Electric
REAR TIRES	34 x 4½ inches, anti-skid	VOLTAGES	Twelve
SERVICE BRAKE	Expanding on rear wheels	WIRING SYSTEM	Single
EMERGENCY BRAKE	Expanding on rear wheels	GASOLINE SYSTEM	Vacuum
CYLINDERS	Four	CLUTCH	Cone
HOW ARRANGED	Vertically	TRANSMISSION	Selective sliding
CAST	En bloc	GEAR CHANGES	Three forward, one reverse
HORSEPOWER	25.6 (N.A.C.C. Rating)	DRIVE	Spiral bevel
BORE AND STROKE	4 x 5½ inches	REAR AXLE	Full floating
		STEERING GEAR	Worm and nut

In addition to above specifications, price includes windshield, speedometer, ammeter, voltmeter, clock, tire pump, electric horn, and demountable rims.

**ELGIN
MOTOR CAR
CORPORATION**

ARGO, ILLINOIS

Price \$1395
 Four-Passenger Military Scout . 1495
 Convertible Sedan 1950



ELGIN SIX TOURING—SERIES H

COLOR	Body and hood, Victory blue; wheels, Elgin cream; fenders and radiator, black	BORE AND STROKE	3 3/8 x 4 1/4 inches
SEATING CAPACITY	Five	LUBRICATION	Force feed and splash
POSITION OF DRIVER	Left side	RADIATOR	Cellular
WHEELBASE	118 inches	COOLING	Thermo-syphon
GAUGE	56 inches	IGNITION	Storage battery
WHEELS	Wood	STARTING SYSTEM	Two unit
FRONT TIRES	33 x 4 inches	STARTER OPERATED	Gear to fly wheel
REAR TIRES	33 x 4 inches anti-skid	LIGHTING SYSTEM	Electric
SERVICE BRAKE	Contracting on rear wheels	VOLTAGES	Six
EMERGENCY BRAKE	Expanding on rear wheels	WIRING SYSTEM	Single
CYLINDERS	Six	GASOLINE SYSTEM	Vacuum
HOW ARRANGED	Vertically	CLUTCH	Plate
CAST	En bloc	TRANSMISSION	Selective sliding
HORSEPOWER	23.44 (N.A.C.C. Rating)	GEAR CHANGES	Three forward, one reverse
		DRIVE	Spiral bevel
		REAR AXLE	Three-quarters floating
		STEERING GEAR	Worm and gear


In addition to above specifications, price includes top, top hood, windshield, speedometer, ammeter, tire pump, electric horn and demountable rims.

**MOLINE PLOW
COMPANY**

**STEPHENS
MOTOR
BRANCH**

**MOLINE
ILLINOIS**

Price \$1850
Four-Passenger Touring—74 . . 1775
Five-Passenger Touring—75 . . 1675




STEPHENS SALIENT SIX TOURING—76

COLOR	Mist-O-Marne, Saginaw red; run- ning gear, black	BORE AND STROKE	3 3/4 x 4 1/2 inches
SEATING CAPACITY	Six	LUBRICATION	Full force feed
POSITION OF DRIVER	Left side	RADIATOR	Cellular
WHEELBASE	118 inches	COOLING	Thermo-syphon
GAUGE	56 inches	IGNITION	Storage battery
WHEELS	Wood	STARTING SYSTEM	Single unit
FRONT TIRES	33 x 4 1/2 inches,	STARTER OPERATED	Gear to fly wheel
REAR TIRES	33 x 4 1/2 inches, anti-skid	LIGHTING SYSTEM	Electric
SERVICE BRAKE	Contracting on rear wheels	VOLTAGES	Six to eight
EMERGENCY BRAKE	Expanding on rear wheels	WIRING SYSTEM	Single
CYLINDERS	Six	GASOLINE SYSTEM	Vacuum
HOW ARRANGED	Vertically	CLUTCH	Dry multiple disc
CAST	En bloc	TRANSMISSION	Selective sliding
HORSEPOWER	25.35 (N.A.C.C. Rating)	GEAR CHANGES	Three forward, one reverse
		DRIVE	Spiral bevel
		REAR AXLE	Full floating
		STEERING GEAR	Worm and gear

In addition to above specifications, price includes top, top hood, windshield, speedometer, ammeter, voltmeter, tire pump, electric horn and demountable rims.

CADILLAC
MOTOR CAR
COMPANY
DETROIT
MICHIGAN

Price	\$3220
Four-Passenger Phaeton	3220
Two-Passenger Roadster	3220
Four-Passenger Convertible Victoria	3690
Five-Passenger Brougham	4090




CADILLAC SEVEN-PASSENGER TOURING—57

COLOR	Cadillac blue with black trimmings	LUBRICATION	Full force feed
SEATING CAPACITY	Seven	RADIATOR	Tubular
POSITION OF DRIVER	Left side	COOLING	Water pump
WHEELBASE	125 inches	IGNITION	Generator and storage battery
GAUGE	56 inches	STARTING SYSTEM	Single unit
WHEELS	Wood	STARTER OPERATED	Gear to fly wheel
FRONT TIRES	35 x 5 inches	LIGHTING SYSTEM	Electric
REAR TIRES	35 x 5 inches, anti-skid	VOLTAGES	Six
SERVICE BRAKE	Contracting on rear wheels	WIRING SYSTEM	Single
EMERGENCY BRAKE	Expanding on rear wheels	GASOLINE SYSTEM	Pressure
CYLINDERS	Eight	CLUTCH	Dry multiple disc
HOW ARRANGED	V type, 90 degrees	TRANSMISSION	Selective sliding
CAST	In fours	GEAR CHANGES	Three forward, one reverse
HORSEPOWER	31.25 (N.A.C.C. Rating)	DRIVE	Spiral bevel
BORE AND STROKE	3 $\frac{1}{8}$ x 5 $\frac{1}{2}$ inches	REAR AXLE	Full floating
		STEERING GEAR	Worm and sector

In addition to above specifications, price includes windshield, speedometer, ammeter, clock, tire pump, electric horn and demountable rims.

CADILLAC
MOTOR CAR
COMPANY
DETROIT
MICHIGAN

Price	\$4395
Landaulet	4495
Town Limousine	4360
Town Landaulet	4510
Seven-Passenger Suburban	4340



CADILLAC LIMOUSINE—57


COLOR	Calumet green with black trimmings	LUBRICATION	Full force feed
SEATING CAPACITY	Seven	RADIATOR	Tubular
POSITION OF DRIVER	Left side	COOLING	Water pump
WHEELBASE	132 inches	IGNITION	Generator and storage battery
GAUGE	56 inches	STARTING SYSTEM	Single unit
WHEELS	Wood	STARTER OPERATED	Gear to fly wheel
FRONT TIRES	35 x 5 inches	LIGHTING SYSTEM	Electric
REAR TIRES	35 x 5 inches, anti-skid	VOLTAGES	Six
SERVICE BRAKE	Contracting on rear wheels	WIRING SYSTEM	Single
EMERGENCY BRAKE	Expanding on rear wheels	GASOLINE SYSTEM	Pressure
CYLINDERS	Eight	CLUTCH	Dry multiple disc
HOW ARRANGED	V type, 90 degrees	TRANSMISSION	Selective sliding
CAST	In fours	GEAR CHANGES	Three forward, one reverse
HORSEPOWER	31.25 (N.A.C.C. Rating)	DRIVE	Spiral bevel
BORE AND STROKE	3 $\frac{1}{8}$ x 5 $\frac{1}{8}$ inches	REAR AXLE	Full floating
		STEERING GEAR	Worm and sector

In addition to above specifications, price includes windshield, speedometer, ammeter, clock, tire pump, electric horn and demountable rims.

**PILOT MOTOR
CAR COMPANY**

Price \$1495
Roadster . . 1545

**R I C H M O N D
I N D I A N A**



PILOT TOURING—6-45


COLOR	Optional	LUBRICATION	Pump over and splash
SEATING CAPACITY	Five	RADIATOR	Cellular
POSITION OF DRIVER	Left side	COOLING	Water pump
WHEELBASE	120 inches	IGNITION	Storage battery
GAUGE	56 inches	STARTING SYSTEM	Two unit
WHEELS	Wood	STARTER OPERATED	Gear to fly wheel
FRONT TIRES	32 x 4 inches	LIGHTING SYSTEM	Electric
REAR TIRES	32 x 4 inches	VOLTAGES	Six
SERVICE BRAKE	Contracting on rear wheels	WIRING SYSTEM	Single
EMERGENCY BRAKE	Expanding on rear wheels	GASOLINE SYSTEM	Vacuum
CYLINDERS	Six	CLUTCH	Dry multiple disc
HOW ARRANGED	Vertically	TRANSMISSION	Selective sliding
CAST	En bloc	GEAR CHANGES	Three forward, one reverse
HORSEPOWER	23.44 (N.A.C.C. Rating)	DRIVE	Spiral bevel
BORE AND STROKE	3½ x 5 inches	REAR AXLE	Semi-floating
		STEERING GEAR	Worm and sector

In addition to above specifications, price includes top, top hood, windshield, speedometer, ammeter, voltmeter, clock, tire pump, electric horn and demountable rims.

**PILOT MOTOR
CAR COMPANY**

Price, \$2145

**R I C H M O N D
I N D I A N A**



PILOT SEDAN—6-45


COLOR	Optional	LUBRICATION	Pump over and splash
SEATING CAPACITY	Five	RADIATOR	Cellular
POSITION OF DRIVER	Left side	COOLING	Water pump
WHEELBASE	120 inches	IGNITION	Storage battery
GAUGE	56 inches	STARTING SYSTEM	Two unit
WHEELS	Wood	STARTER OPERATED	Gear to fly wheel
FRONT TIRES	32 x 4 inches	LIGHTING SYSTEM	Electric
REAR TIRES	32 x 4 inches	VOLTAGES	Six
SERVICE BRAKE	Contracting on rear wheels	WIRING SYSTEM	Single
EMERGENCY BRAKE	Expanding on rear wheels	GASOLINE SYSTEM	Vacuum
CYLINDERS	Six	CLUTCH	Dry multiple disc
HOW ARRANGED	Vertically	TRANSMISSION	Selective sliding
CAST	En bloc	GEAR CHANGES	Three forward, one reverse
HORSEPOWER	23.44 (N.A.C.C. Rating)	DRIVE	Spiral bevel
BORE AND STROKE	3 $\frac{1}{8}$ x 5 inches	REAR AXLE	Semi-floating
		STEERING GEAR	Worm and sector

In addition to above specifications, price includes windshield, speedometer, ammeter, voltmeter, clock, tire pump, electric horn and demountable rims.

**APPERSON
BROTHERS
AUTOMOBILE
COMPANY**

**K O K O M O
I N D I A N A**

Price \$4000
Four-Passenger Tourster 4000



APPERSON ANNIVERSARY MODEL


COLOR	Body, lake—gun-metal gray—electric blue	BORE AND STROKE	3¼ x 5 inches
SEATING CAPACITY.	Seven	LUBRICATION	Full force feed
POSITION OF DRIVER	Left side	RADIATOR	Cellular
WHEELBASE	130 inches	COOLING	Thermo-syphon
GAUGE	56 inches	IGNITION	Storage battery
WHEELS	Wire	STARTING SYSTEM	Two unit
FRONT TIRES	34 x 4½ inches	STARTER OPERATED	Gear to fly wheel
REAR TIRES	34 x 4½ inches	LIGHTING SYSTEM	Electric
SERVICE BRAKE	Contracting on rear wheels	VOLTAGES	Six to eight
EMERGENCY BRAKE	Expanding on rear wheels	WIRING SYSTEM	Single
CYLINDERS	Eight	GASOLINE SYSTEM	Vacuum
HOW ARRANGED	V type, 90 degrees	CLUTCH	Dry plate
CAST	En bloc, fours	TRANSMISSION	Selective sliding
HORSEPOWER	33.8 (N.A.C.C. Rating)	GEAR CHANGES	Three forward, one reverse
		DRIVE	Spiral bevel
		REAR AXLE	Three-quarters floating
		STEERING GEAR	Worm and gear

In addition to above specifications, price includes top, top hood, windshield, speedometer, ammeter, clock, tire pump, electric horn and demountable rims.

MOON MOTOR
CAR COMPANY

Price, \$1485

ST. LOUIS
MISSOURI



MOON SIX TOURING—36


COLOR	Coach blue, medium; running gear, black	LUBRICATION	Force feed and splash
SEATING CAPACITY	Five	RADIATOR	Cellular
POSITION OF DRIVER	Left side	COOLING	Thermo-syphon
WHEELBASE	114 inches	IGNITION	Storage battery
GAUGE	56 inches	STARTING SYSTEM	Two unit
WHEELS	Wood	STARTER OPERATED	Gear to fly wheel
FRONT TIRES	32 x 3½ inches	LIGHTING SYSTEM	Electric
REAR TIRES	32 x 3½ inches	VOLTAGES	Six
SERVICE BRAKE	Contracting on rear wheels	WIRING SYSTEM	Single
EMERGENCY BRAKE	Expanding on rear wheels	GASOLINE SYSTEM	Gravity
CYLINDERS	Six	CLUTCH	Dry multiple disc
HOW ARRANGED	Vertically	TRANSMISSION	Selective sliding
CAST	En bloc	GEAR CHANGES	Three forward, one reverse
HORSEPOWER	19.84 (N.A.C.C. Rating)	DRIVE	Spiral bevel
BORE AND STROKE	2¾ x 4½ inches	REAR AXLE	Semi-floating
		STEERING GEAR	Worm and gear

In addition to above specifications, price includes top, top hood, windshield, speedometer, ammeter, voltmeter, clock, tire pump, electric horn and demountable rims.

**KISSEL MOTOR
CAR COMPANY**

Price Upon Application

**HARTFORD
WISCONSIN**



KISSEL CUSTOM-BUILT STAGGERED-DOOR SEDAN


COLOR	Brewster green	BORE AND STROKE	$3\frac{5}{8} \times 5\frac{1}{2}$ inches
SEATING CAPACITY. . .	Five	LUBRICATION	Force feed and splash
POSITION OF DRIVER .	Left side	RADIATOR	Tubular
WHEELBASE	124 inches	COOLING	Water pump
GAUGE	56 inches	IGNITION	Storage battery
WHEELS	Wood	STARTING SYSTEM . . .	Two unit
FRONT TIRES	$32 \times 4\frac{1}{2}$ inches	STARTER OPERATED . .	Gear to fly wheel
REAR TIRES	$32 \times 4\frac{1}{2}$ inches, anti-skid	LIGHTING SYSTEM . . .	Electric
SERVICE BRAKE	Contracting on rear wheels	VOLTAGES	Six
EMERGENCY BRAKE . .	Contracting on rear wheels	WIRING SYSTEM	Single
CYLINDERS	Six	GASOLINE SYSTEM . . .	Vacuum
HOW ARRANGED	Vertically	CLUTCH	Cone
CAST	Six, en bloc	TRANSMISSION	Selective sliding
HORSEPOWER	26.3 (N.A.C.C. Rating)	GEAR CHANGES	Three forward, one reverse
		DRIVE	Spiral bevel
		REAR AXLE	Full floating
		STEERING GEAR	Screw and split nut

In addition to above specifications, price includes windshield, speedometer, ammeter, voltmeter, tire pump, electric horn and demountable rims.

**KISSEL MOTOR
CAR COMPANY**

**HARTFORD
WISCONSIN**

Seven-Passenger Touring \ Prices Upon
Four-Passenger Speedster / Application



KISSEL CUSTOM-BUILT SILVER SPECIAL 4-PASS. TOURSTER


COLOR	Silver blue	BORE AND STROKE	3 $\frac{1}{8}$ x 5 $\frac{1}{2}$ inches
SEATING CAPACITY.	Four	LUBRICATION	Force feed and splash
POSITION OF DRIVER	Left side	RADIATOR	Tubular
WHEELBASE	124 inches	COOLING	Water pump
GAUGE	56 inches	IGNITION	Storage battery
WHEELS	Wire	STARTING SYSTEM	Two unit
FRONT TIRES	32 x 4 $\frac{1}{2}$ inches,	STARTER OPERATED	Gear to fly wheel
REAR TIRES	32 x 4 $\frac{1}{2}$ inches,	LIGHTING SYSTEM	Electric
	anti-skid	VOLTAGES	Six
SERVICE BRAKE	Contracting on rear wheels	WIRING SYSTEM	Single
EMERGENCY BRAKE	Contracting on rear wheels	GASOLINE SYSTEM	Vacuum
CYLINDERS	Six	CLUTCH	Cone
HOW ARRANGED	Vertically	TRANSMISSION	Selective sliding
CAST	Six en bloc	GEAR CHANGES	Three forward, one reverse
HORSEPOWER	26.3	DRIVE	Spiral bevel
(N.A.C.C. Rating)		REAR AXLE	Full floating
		STEERING GEAR	Screw and split nut

In addition to above specifications, price includes top, top hood, windshield, speedometer, ammeter, voltmeter, clock, tire pump, electric horn and demountable rims.

**NATIONAL
MOTOR CAR
AND VEHICLE
CORPORATION**

**INDIANAPOLIS
I N D I A N A**

Price	\$3050
Seven-Passenger Touring	3050
Four-Passenger Phaeton	3050
Seven-Passenger Touring Sedan	3720
Two-Passenger Speedster	3150



NATIONAL HIGHWAY TWELVE ROADSTER


COLOR	Highway blue or highway gray	BORE AND STROKE	2 $\frac{7}{8}$ x 4 $\frac{3}{4}$ inches
SEATING CAPACITY	Four	LUBRICATION	Force feed
POSITION OF DRIVER	Left side	RADIATOR	Cellular
WHEELBASE	128 inches	COOLING	Water pump
GAUGE	56 inches	IGNITION	Storage battery
WHEELS	Wood	STARTING SYSTEM	Two unit
FRONT TIRES	34 x 4 $\frac{1}{2}$ inches	STARTER OPERATED	Gear to fly wheel
REAR TIRES	34 x 4 $\frac{1}{2}$ inches	LIGHTING SYSTEM	Electric
SERVICE BRAKE	Contracting on rear wheels	VOLTAGES	Six
EMERGENCY BRAKE	Expanding on rear wheels	WIRING SYSTEM	Single
CYLINDERS	Twelve	GASOLINE SYSTEM	Vacuum
HOW ARRANGED	V type, 60 degrees	CLUTCH	Cone
CAST	In sixes	TRANSMISSION	Selective sliding
HORSEPOWER	39.68 (N.A.C.C. Rating)	GEAR CHANGES	Three forward, one reverse
		DRIVE	Spiral bevel
		REAR AXLE	Full floating
		STEERING GEAR	Worm and gear

In addition to above specifications, price includes top, top hood, windshield, speedometer, ammeter, voltmeter, tire pump, electric horn and demountable rims.

**NATIONAL
MOTOR CAR
AND VEHICLE
CORPORATION**

**INDIANAPOLIS
I N D I A N A**

Price	\$2450
Four-Passenger Roadster	2450
Four-Passenger Phaeton	2450
Seven-Passenger Touring Sedan	3120



NATIONAL HIGHWAY SIX TOURING


COLOR	Highway blue or highway gray	BORE AND STROKE	3½ x 5¼ inches
SEATING CAPACITY	Seven	LUBRICATION	Force feed and splash
POSITION OF DRIVER	Left side	RADIATOR	Cellular
WHEELBASE	128 inches	COOLING	Water pump
GAUGE	56 inches	IGNITION	Storage battery
WHEELS	Wood	STARTING SYSTEM	Two unit
FRONT TIRES	34 x 4½ inches	STARTER OPERATED	Gear to fly wheel
REAR TIRES	34 x 4½ inches	LIGHTING SYSTEM	Electric
SERVICE BRAKE	Contracting on rear wheels	VOLTAGES	Six
EMERGENCY BRAKE	Expanding on rear wheels	WIRING SYSTEM	Single
CYLINDERS	Six	GASOLINE SYSTEM	Vacuum
HOW ARRANGED	Vertically	CLUTCH	Cone
CAST	En bloc	TRANSMISSION	Selective sliding
HORSEPOWER	29.4 (N.A.C.C. Rating)	GEAR CHANGES	Three forward, one reverse
		DRIVE	Spiral bevel
		REAR AXLE	Full floating
		STEERING GEAR	Worm and gear

In addition to above specifications, price includes top, top hood, windshield, speedometer, ammeter, voltmeter, tire pump, electric horn and demountable rims.

**N A S H
M O T O R S
C O M P A N Y**

**K E N O S H A
W I S C O N S I N**

Price	\$1490
Nash Six 7-Passenger Touring	1640
Nash Six 4-Passenger Roadster	1490
Nash Six Sedan	2250
Nash Six 4-Passenger Coupe	2250



NASH SIX FIVE-PASSENGER TOURING


COLOR	Body, Nash blue penciled with gold; wheels, cream; running gear, black	BORE AND STROKE	3 1/4 x 5 inches
SEATING CAPACITY	Five	LUBRICATION	Full splash
POSITION OF DRIVER	Left side	RADIATOR	Tubular
WHEELBASE	121 inches	COOLING	Water pump
GAUGE	56 inches	IGNITION	Delco system
WHEELS	Wood	STARTING SYSTEM	Delco
FRONT TIRES	33 x 4 inches	STARTER OPERATED	Gear to fly wheel
REAR TIRES	33 x 4 inches, anti-skid	LIGHTING SYSTEM	Electric
SERVICE BRAKE	Contracting on rear wheels	VOLTAGES	Six
EMERGENCY BRAKE	Contracting on transmission	WIRING SYSTEM	Single
CYLINDERS	Six	GASOLINE SYSTEM	Vacuum
HOW ARRANGED	Vertically	CLUTCH	Plate
CAST	En bloc	TRANSMISSION	Selective sliding
HORSEPOWER	25.35 (N.A.C.C. Rating)	GEAR CHANGES	Three forward, one reverse
		DRIVE	Spiral bevel
		REAR AXLE	Semi-floating
		STEERING GEAR	Worm and gear

In addition to above specifications, price includes top, top hood, windshield, speedometer, ammeter, voltmeter, clock, tire pump, electric horn and demountable rims.

**S A X O N
M O T O R C A R
C O R P O R A T I O N**

**D E T R O I T
M I C H I G A N**

Price \$1195
Four-Passenger Roadster 1195



SAXON TOURING—Y-18-T


COLOR	Body, blue, maroon or gray; running gear, black	BORE AND STROKE	2 $\frac{3}{4}$ x 4 $\frac{1}{2}$ inches
SEATING CAPACITY	Five	LUBRICATION	Splash with circulating pump
POSITION OF DRIVER	Left side	RADIATOR	Cellular
WHEELBASE	112 inches	COOLING	Thermo-syphon
GAUGE	56 inches	IGNITION	Storage battery
WHEELS	Wood	STARTING SYSTEM	Two unit
FRONT TIRES	32 x 3 $\frac{1}{2}$ inches,	STARTER OPERATED	Gear to fly wheel
REAR TIRES	32 x 3 $\frac{1}{2}$ inches, anti-skid	LIGHTING SYSTEM	Electric
SERVICE BRAKE	Contracting on rear wheels	VOLTAGES	Six
EMERGENCY BRAKE	Expanding on rear wheels	WIRING SYSTEM	Double
CYLINDERS	Six	GASOLINE SYSTEM	Vacuum
HOW ARRANGED	Vertically	CLUTCH	Dry plate
CAST	En bloc	TRANSMISSION	Selective sliding
HORSEPOWER	19.84 (N.A.C.C. Rating)	GEAR CHANGES	Three forward, one reverse
		DRIVE	Spiral bevel
		REAR AXLE	Semi-floating
		STEERING GEAR	Worm and gear

In addition to above specifications, price includes top, top hood, windshield, speedometer, ammeter, electric horn and demountable rims.

THE WINTON COMPANY

CLEVELAND, OHIO

Price	\$3150
Four-Passenger Touring	3150
Six-Passenger Touring	3200
Seven-Passenger Touring	3200
Runabout	3150
Three-quarter-Limousine	4150
Full Four-Door Limousine	4400
Sedan	4400
Limousine-Landaulet	4400
Coupe	4150
Couplet	3465




WINTON SIX TOURING—33

COLOR	Optional	LUBRICATION	Force feed
SEATING CAPACITY	Five	RADIATOR	Cellular
POSITION OF DRIVER	Left side	COOLING	Water pump
WHEELBASE	128 inches	IGNITION	High tension magneto
GAUGE	56 inches	STARTING SYSTEM	Two unit
WHEELS	Wood	STARTER OPERATED	Gear to fly wheel
FRONT TIRES	35 x 5 inches	LIGHTING SYSTEM	Electric
REAR TIRES	35 x 5 inches, anti-skid	VOLTAGES	Six
SERVICE BRAKE	Contracting on rear wheels	WIRING SYSTEM	Single
EMERGENCY BRAKE	Expanding on rear wheels	GASOLINE SYSTEM	Vacuum
CYLINDERS	Six	CLUTCH	Dry multiple disc
HOW ARRANGED	Vertically	TRANSMISSION	Selective sliding
CAST	In pairs	GEAR CHANGES	Four forward, one reverse
HORSEPOWER	33.75 (N.A.C.C. Rating)	DRIVE	Spiral bevel
BORE AND STROKE	3¼ x 5¼ inches	REAR AXLE	Semi-floating
		STEERING GEAR	Worm and gear

In addition to above specifications, price includes top, top hood, windshield, speedometer, ammeter, voltmeter, clock, tire pump, electric horn and demountable rims.

**THE WINTON
COMPANY**
CLEVELAND, OHIO

Price	\$4850
Four-Passenger Touring	3850
Five-Passenger Touring	3850
Six-Passenger Touring	3850
Seven-Passenger Touring	3850
Runabout	3850
Full Four-Door Limousine	5100
Sedan	5100
Limousine-Landaulet	5100
Coupe	4850
Coupelet	4100




WINTON SIX LIMOUSINE—48

COLOR	Optional	LUBRICATION	Force feed
SEATING CAPACITY	Seven	RADIATOR	Cellular
POSITION OF DRIVER	Left side	COOLING	Water pump
WHEELBASE	138 inches	IGNITION	High tension magneto
GAUGE	56 inches	STARTING SYSTEM	Two unit
WHEELS	Wood	STARTER OPERATED	Gear to fly wheel
FRONT TIRES	35 x 5 inches	LIGHTING SYSTEM	Electric
REAR TIRES	35 x 5 inches, anti-skid	VOLTAGES	Six
SERVICE BRAKE	Contracting on rear wheels	WIRING SYSTEM	Single
EMERGENCY BRAKE	Expanding on rear wheels	GASOLINE SYSTEM	Vacuum
CYLINDERS	Six	CLUTCH	Dry multiple disc
HOW ARRANGED	Vertically	TRANSMISSION	Selective sliding
CAST	In pairs	GEAR CHANGES	Four forward, one reverse
HORSEPOWER	48.6 (N.A.C.C. Rating)	DRIVE	Spiral bevel
BORE AND STROKE	4½ x 5½ inches	REAR AXLE	Full floating
		STEERING GEAR	Worm and gear

In addition to above specifications, price includes windshield, speedometer, ammeter, clock, tire pump, electric horn and demountable rims.

**STANDARD
STEEL CAR
COMPANY**
PITTSBURGH
PENNSYLVANIA

Price	\$2750
Seven-Passenger Touring	2750
Four-Passenger Roadster	2750
Two-Passenger Roadster	2750
Four-Passenger Coupe	3800
Seven-Passenger Sedan	3800
Seven-Passenger Limousine	4000
Chassis only	2550



STANDARD EIGHT TOURING—G


COLOR	Blue, beige or red	LUBRICATION	Force feed
SEATING CAPACITY	Seven	RADIATOR	Cellular
POSITION OF DRIVER	Left side	COOLING	Water pump
WHEELBASE	127 inches	IGNITION	High tension mag- neto and storage battery
GAUGE	56 inches	STARTING SYSTEM	Single unit
WHEELS	Wood	STARTER OPERATED	Gear to fly wheel
FRONT TIRES	34 x 4½ inches	LIGHTING SYSTEM	Electric
REAR TIRES	34 x 4½ inches, anti-skid	VOLTAGES	Six
SERVICE BRAKE	Contracting on rear wheels	WIRING SYSTEM	Single
EMERGENCY BRAKE	Expanding on rear wheels	GASOLINE SYSTEM	Vacuum
CYLINDERS	Eight	CLUTCH	Dry multiple disc
HOW ARRANGED	V type, 90 degrees	TRANSMISSION	Selective sliding
CAST	Four, en bloc	GEAR CHANGES	Three forward, one reverse
HORSEPOWER	33.8 (N.A.C.C. Rating)	DRIVE	Spiral bevel
BORE AND STROKE	3¼ x 5 inches	REAR AXLE	Semi-floating
		STEERING GEAR	Worm and sector

In addition to above specifications, price includes top, top hood, windshield, speedometer, ammeter, voltmeter, clock, tire pump, electric horn and demountable rims.

**SCRIPPS -
BOOTH
CORPORATION**

**DETROIT
MICHIGAN**

Price	\$1295
Three-Passenger Roadster	1295
Four-Passenger Coupe	1985
Five-Passenger Sedan	1985



SCRIPPS-BOOTH TOURING—SIX-39


COLOR	Body, Delft blue; running gear, black	BORE AND STROKE	2 $\frac{1}{8}$ x 4 $\frac{3}{4}$ inches
SEATING CAPACITY	Five	LUBRICATION	Full force feed
POSITION OF DRIVER	Left side	RADIATOR	Cellular
WHEELBASE	112 inches	COOLING	Water pump
GAUGE	56 inches	IGNITION	Storage battery
WHEELS	Wood	STARTING SYSTEM	Two unit
FRONT TIRES	32 x 4 inches	STARTER OPERATED	Gear to fly wheel
REAR TIRES	32 x 4 inches, anti-skid	LIGHTING SYSTEM	Electric
SERVICE BRAKE	Contracting on rear wheels	VOLTAGES	Six
EMERGENCY BRAKE	Expanding on rear wheels	WIRING SYSTEM	Single
CYLINDERS	Six	GASOLINE SYSTEM	Vacuum
HOW ARRANGED	Vertically	CLUTCH	Cone
CAST	En bloc	TRANSMISSION	Selective sliding
HORSEPOWER	19 (N.A.C.C. Rating)	GEAR CHANGES	Three forward, one reverse
		DRIVE	Plain bevel
		REAR AXLE	Full floating
		STEERING GEAR	Worm and nut

In addition to above specifications, price includes top, top hood, windshield, speedometer, ammeter, voltmeter, electric horn and demountable rims.

**B A R L E Y
M O T O R C A R
C O M P A N Y**

**K A L A M A Z O O
M I C H I G A N**

Price	\$2750	
Four-Passenger Touring	2575	
Four-Passenger Sport		} Prices upon Appli- cation
2-4-Passenger Roadster		
Cabriolet		
Town Car		
Touring Sedan		
Standard Sedan		




ROAMER TOURING—C-6-54

COLOR	Optional	RADIATOR	Tubular
SEATING CAPACITY	Seven	COOLING	Water pump
POSITION OF DRIVER	Left side	IGNITION	High tension magneto
WHEELBASE	128 inches	STARTING SYSTEM	Two unit
GAUGE	56 inches	STARTER OPERATED	Gear to fly wheel
WHEELS	Wire	LIGHTING SYSTEM	Electric
FRONT TIRES	32 x 4½ inches	VOLTAGES	Six
REAR TIRES	32 x 4½ inches	WIRING SYSTEM	Single
SERVICE BRAKE	Expanding on rear wheels	GASOLINE SYSTEM	Vacuum
EMERGENCY BRAKE	Expanding on rear wheels	CLUTCH	Dry plate
CYLINDERS	Six	TRANSMISSION	Selective sliding
HOW ARRANGED	Vertically	GEAR CHANGES	Three forward, one reverse
CAST	En bloc—sixes	DRIVE	Spiral bevel
HORSEPOWER	33.75 (N.A.C.C. Rating)	REAR AXLE	Three-quarters floating
BORE AND STROKE	3¼ x 5¼ inches	STEERING GEAR	Screw and nut
LUBRICATION	Splash with circu- lating pump		

In addition to above specifications, price includes top, top hood, windshield, speedometer, ammeter, voltmeter, clock, tire pump, electric horn and demountable rims.

W. A. PATERSON
 COMPANY
 F L I N T
 M I C H I G A N


Price	\$1595
Seven-Passenger	1625
Four-Passenger Roadster	1595
Five-Passenger Sedan	1895



PATERSON TOURING—6-45


COLOR	Dark blue	LUBRICATION	Splash with circulating pump
SEATING CAPACITY	Five	RADIATOR	Tubular
POSITION OF DRIVER	Left side	COOLING	Water pump
WHEELBASE	120 inches	IGNITION	Storage battery
GAUGE	56 inches	STARTING SYSTEM	Two unit
WHEELS	Wood	STARTER OPERATED	Gear to fly wheel
FRONT TIRES	33 x 4 inches	LIGHTING SYSTEM	Electric
REAR TIRES	33 x 4 inches, anti-skid	VOLTAGES	Six
SERVICE BRAKE	Contracting on rear wheels	WIRING SYSTEM	Single
EMERGENCY BRAKE	Expanding on rear wheels	GASOLINE SYSTEM	Vacuum
CYLINDERS	Six	CLUTCH	Dry multiple disc
HOW ARRANGED	Vertically	TRANSMISSION	Selective sliding
CAST	En bloc	GEAR CHANGES	Three forward, one reverse
HORSEPOWER	25.35 (N.A.C.C. Rating)	DRIVE	Spiral bevel
BORE AND STROKE	3¼ x 4½ inches	REAR AXLE	Full floating
		STEERING GEAR	Worm and nut

In addition to above specifications, price includes top, top hood, windshield, speedometer, ammeter, voltmeter, tire pump, electric horn and demountable rims.



STEARNS-KNIGHT FOUR-CYLINDER FIVE-PASSENGER

COLOR	Roman green	LUBRICATION	Force feed and splash
SEATING CAPACITY	Five	RADIATOR	Cellular
POSITION OF DRIVER	Left side	COOLING	Water pump
WHEELBASE	125 inches	IGNITION	Storage battery
GAUGE	56 inches	STARTING SYSTEM	Two unit
WHEELS	Wood	STARTER OPERATED	Gear to fly wheel
FRONT TIRES	34 x 4½ inches	LIGHTING SYSTEM	Electric
REAR TIRES	34 x 4½ inches, anti-skid	VOLTAGES	Twelve
SERVICE BRAKE	Contracting on transmission shaft	WIRING SYSTEM	Single
EMERGENCY BRAKE	Expanding on rear wheels	GASOLINE SYSTEM	Vacuum
CYLINDERS	Four	CLUTCH	Dry multiple disc
HOW ARRANGED	Vertically	TRANSMISSION	Selective sliding
CAST	En bloc	GEAR CHANGES	Three forward, one reverse
HORSEPOWER	22.5 (N.A.C.C. Rating)	DRIVE	Spiral bevel
BORE AND STROKE	3¾ x 5½ inches	REAR AXLE	Live axle
		STEERING GEAR	Worm and gear




STEARNS-KNIGHT FOUR-CYLINDER SEVEN-PASSENGER

COLOR	Roman green	LUBRICATION	Force feed and splash
SEATING CAPACITY	Seven	RADIATOR	Cellular
POSITION OF DRIVER	Left side	COOLING	Water pump
WHEELBASE	125 inches	IGNITION	Storage battery
GAUGE	56 inches	STARTING SYSTEM	Two unit
WHEELS	Wood	STARTER OPERATED	Gear to fly wheel
FRONT TIRES	34 x 4½ inches	LIGHTING SYSTEM	Electric
REAR TIRES	34 x 4½ inches, anti-skid	VOLTAGES	Twelve
SERVICE BRAKE	Contracting on transmission shaft	WIRING SYSTEM	Single
EMERGENCY BRAKE	Expanding on rear wheels	GASOLINE SYSTEM	Vacuum
CYLINDERS	Four	CLUTCH	Dry multiple disc
HOW ARRANGED	Vertically	TRANSMISSION	Selective sliding
CAST	En bloc	GEAR CHANGES	Three forward, one reverse
HORSEPOWER	22.5 (N.A.C.C. Rating)	DRIVE	Spiral bevel
BORE AND STROKE	3¾ x 5½ inches	REAR AXLE	Live axle
		STEERING GEAR	Worm and gear

**PEERLESS
MOTOR CAR
COMPANY**

CLEVELAND, OHIO

Price	\$2760
Touring	2760
Sedan	3520
Coupe	3320
Sedan-Limousine	3720




PEERLESS ROADSTER—56

COLOR	Body, Peerless green; wheels, white	BORE AND STROKE	3¼ x 5 inches
SEATING CAPACITY	Four	LUBRICATION	Full force feed
POSITION OF DRIVER	Left side	RADIATOR	Cellular
WHEELBASE	125 inches	COOLING	Water pump
GAUGE	56 inches	IGNITION	Storage battery
WHEELS	Wood	STARTING SYSTEM	Two unit
FRONT TIRES	34 x 4½ inches	STARTER OPERATED	Gear to fly wheel
REAR TIRES	34 x 4½ inches, anti-skid	LIGHTING SYSTEM	Electric
SERVICE BRAKE	Contracting on rear wheels	VOLTAGES	Six
EMERGENCY BRAKE	Expanding on rear wheels	WIRING SYSTEM	Single
CYLINDERS	Eight	GASOLINE SYSTEM	Vacuum
HOW ARRANGED	V type, 90 degrees	CLUTCH	Dry multiple disc
CAST	In fours	TRANSMISSION	Selective sliding
HORSEPOWER	33.8 (N.A.C.C. Rating)	GEAR CHANGES	Three forward, one reverse
		DRIVE	Spiral bevel
		REAR AXLE	Three-quarters floating
		STEERING GEAR	Worm and gear

In addition to above specifications, price includes top, top hood, windshield, speedometer, ammeter, voltmeter, tire pump, electric horn and demountable rims.

**PEERLESS
MOTOR CAR
COMPANY**
CLEVELAND, OHIO

Price	\$2760
Roadster	2760
Sedan	3520
Coupe	3320
Sedan-Limousine	3720



PEERLESS TOURING—56


COLOR	Body, Peerless green; wheels, white	BORE AND STROKE	3 3/4 x 5 inches
SEATING CAPACITY	Seven	LUBRICATION	Full force feed
POSITION OF DRIVER	Left side	RADIATOR	Cellular
WHEELBASE	125 inches	COOLING	Water pump
GAUGE	56 inches	IGNITION	Storage battery
WHEELS	Wood	STARTING SYSTEM	Two unit
FRONT TIRES	34 x 4 1/2 inches	STARTER OPERATED	Gear to fly wheel
REAR TIRES	34 x 4 1/2 inches, anti-skid	LIGHTING SYSTEM	Electric
SERVICE BRAKE	Contracting on rear wheels	VOLTAGES	Six
EMERGENCY BRAKE	Expanding on rear wheels	WIRING SYSTEM	Single
CYLINDERS	Eight	GASOLINE SYSTEM	Vacuum
HOW ARRANGED	V type, 90 degrees	CLUTCH	Dry multiple disc
CAST	In fours	TRANSMISSION	Selective sliding
HORSEPOWER	33.8 (N.A.C.C. Rating)	GEAR CHANGES	Three forward, one reverse
		DRIVE	Spiral bevel
		REAR AXLE	Three-quarters floating
		STEERING GEAR	Worm and gear

In addition to above specifications, price includes top, top hood, speedometer, ammeter, voltmeter, tire pump, electric horn and demountable rims.

**PEERLESS
MOTOR CAR
COMPANY**

CLEVELAND, OHIO

Price	\$3320
Touring	2760
Roadster	2760
Sedan	3520
Sedan-Limousine	3720




PEERLESS COUPE—56

COLOR	Body, below belt, green; body and running gear, black	BORE AND STROKE	3¼ x 5 inches
SEATING CAPACITY	Four	LUBRICATION	Full force feed
POSITION OF DRIVER	Left side	RADIATOR	Cellular
WHEELBASE	125 inches	COOLING	Water pump
GAUGE	56 inches	IGNITION	Storage battery
WHEELS	Wood	STARTING SYSTEM	Two unit
FRONT TIRES	34 x 4½ inches	STARTER OPERATED	Gear to fly wheel
REAR TIRES	34 x 4½ inches, anti-skid	LIGHTING SYSTEM	Electric
SERVICE BRAKE	Contracting on rear wheels	VOLTAGES	Six
EMERGENCY BRAKE	Expanding on rear wheels	WIRING SYSTEM	Single
CYLINDERS	Eight	GASOLINE SYSTEM	Vacuum
HOW ARRANGED	V type, 90 degrees	CLUTCH	Dry multiple disc
CAST	In fours	TRANSMISSION	Selective sliding
HORSEPOWER	33.8 (N.A.C.C. Rating)	GEAR CHANGES	Three forward, one reverse
		DRIVE	Spiral bevel
		REAR AXLE	Three-quarters floating
		STEERING GEAR	Worm and gear

In addition to above specifications, price includes top, speedometer, ammeter, voltmeter, tire pump, electric horn and demountable rims.

**PEERLESS
MOTOR CAR
COMPANY**
CLEVELAND, OHIO

Price	\$3520
Touring	2760
Roadster	2760
Coupe	3320
Sedan-Limousine	3720



PEERLESS SEDAN—56


COLOR	Body, green below belt; body, fenders, etc., black	BORE AND STROKE	3¼ x 5 inches
SEATING CAPACITY	Seven	LUBRICATION	Full force feed
POSITION OF DRIVER	Left side	RADIATOR	Cellular
WHEELBASE	125 inches	COOLING	Water pump
GAUGE	56 inches	IGNITION	Storage battery
WHEELS	Wood	STARTING SYSTEM	Two unit
FRONT TIRES	34 x 4½ inches	STARTER OPERATED	Gear to fly wheel
REAR TIRES	34 x 4½ inches, anti-skid	LIGHTING SYSTEM	Electric
SERVICE BRAKE	Contracting on rear wheels	VOLTAGES	Six
EMERGENCY BRAKE	Expanding on rear wheels	WIRING SYSTEM	Single
CYLINDERS	Eight	GASOLINE SYSTEM	Vacuum
HOW ARRANGED	V type, 90 degrees	CLUTCH	Dry multiple disc
CAST	In fours	TRANSMISSION	Selective sliding
HORSEPOWER	33.8 (N.A.C.C. Rating)	GEAR CHANGES	Three forward, one reverse
		DRIVE	Spiral bevel
		REAR AXLE	Three-quarters floating
		STEERING GEAR	Worm and gear

In addition to above specifications, price includes top, windshield, speedometer, ammeter, voltmeter, tire pump, electric horn and demountable rims.

PEERLESS
MOTOR CAR
COMPANY

CLEVELAND, OHIO

Price	\$3720
Touring	2760
Roadster	2760
Coupe	3320
Sedan	3520



PEERLESS SEDAN-LIMOUSINE—56


COLOR	Body, below belt, green; body and runninggear, black; wheels, white.	BORE AND STROKE	3¼ x 5 inches
SEATING CAPACITY	Seven	LUBRICATION	Full force feed
POSITION OF DRIVER	Left side	RADIATOR	Cellular
WHEELBASE	125 inches	COOLING	Water pump
GAUGE	56 inches	IGNITION	Storage battery
WHEELS	Wood	STARTING SYSTEM	Two unit
FRONT TIRES	34 x 4½ inches	STARTER OPERATED	Gear to fly wheel
REAR TIRES	34 x 4½ inches, anti-skid	LIGHTING SYSTEM	Electric
SERVICE BRAKE	Contracting on rear wheels	VOLTAGES	Six
EMERGENCY BRAKE	Expanding on rear wheels	WIRING SYSTEM	Single
CYLINDERS	Eight	GASOLINE SYSTEM	Vacuum
HOW ARRANGED	V type, 90 degrees	CLUTCH	Dry multiple disc
CAST	In fours	TRANSMISSION	Selective sliding
HORSEPOWER	33.8 (N.A.C.C. Rating)	GEAR CHANGES	Three forward, one reverse
		DRIVE	Spiral bevel
		REAR AXLE	Three-quarters floating
		STEERING GEAR	Worm and gear

In addition to above specifications, price includes speedometer, ammeter, voltmeter, tire pump, electric horn and demountable rims.

**A U S T I N
A U T O M O B I L E
C O M P A N Y**

**GRAND RAPIDS
M I C H I G A N**

Price \$5750
Touring 4250
Roadster 4250
Sedan 5500



AUSTIN HIGHWAY KING TWELVE LIMOUSINE


COLOR	Optional	BORE AND STROKE	2 $\frac{7}{8}$ x 5 inches
SEATING CAPACITY	Seven	LUBRICATION	Full force feed
POSITION OF DRIVER	Left side	RADIATOR	Cellular
WHEELBASE	142 inches	COOLING	Water pump
GAUGE	56 inches	IGNITION	Storage battery
WHEELS	Wood	STARTING SYSTEM	Single unit
FRONT TIRES	34 x 4 $\frac{1}{2}$ inches, anti-skid	STARTER OPERATED	Gear to fly wheel
REAR TIRES	34 x 4 $\frac{1}{2}$ inches, anti-skid	LIGHTING SYSTEM	Electric
SERVICE BRAKE	Expanding on rear wheels	VOLTAGES	Six
EMERGENCY BRAKE	Contracting on rear wheels	WIRING SYSTEM	Single
CYLINDERS	Twelve	GASOLINE SYSTEM	Vacuum
HOW ARRANGED	V type, 90 degrees	CLUTCH	Dry multiple disc
CAST	In threes	TRANSMISSION	Selective sliding
HORSEPOWER	39.68 (N.A.C.C. Rating)	GEAR CHANGES	Six forward, two reverse
		DRIVE	Spiral bevel
		REAR AXLE	Two-speed, three- quarters floating
		STEERING GEAR	Worm and nut

In addition to above specifications, price includes windshield, speedometer, ammeter, voltmeter, clock, tire pump, electric horn and demountable rims.

**P R E M I E R
M O T O R
C O R P O R A T I O N**

**I N D I A N A P O L I S
I N D I A N A**

Price \$2585
 Four-Passenger Foursome 2585
 Seven-Passenger Limousine-
 Sedan 3585



P R E M I E R T O U R I N G — 6 - C


COLOR	Body, maroon, or stone gray; chassis, jet black	BORE AND STROKE	3 3/4 x 5 1/2 inches
SEATING CAPACITY	Seven	LUBRICATION	Force feed and splash
POSITION OF DRIVER	Left side	RADIATOR	Cellular
WHEELBASE	125 1/2 inches	COOLING	Water pump
GAUGE	56 inches	IGNITION	Storage battery
WHEELS	Wood	STARTING SYSTEM	Two unit
FRONT TIRES	32 x 4 1/2 inches	STARTER OPERATED	Gear to fly wheel
REAR TIRES	32 x 4 1/2 inches, anti-skid	LIGHTING SYSTEM	Electric
SERVICE BRAKE	Contracting on rear wheels	VOLTAGES	Six
EMERGENCY BRAKE	Expanding on rear wheels	WIRING SYSTEM	Single
CYLINDERS	Six	GASOLINE SYSTEM	Vacuum
HOW ARRANGED	Vertically	CLUTCH	Dry multiple disc
CAST	En bloc	TRANSMISSION	Selective sliding
HORSEPOWER	27.34 (N.A.C.C. Rating)	GEAR CHANGES	Three forward, one reverse
		DRIVE	Spiral bevel
		REAR AXLE	Semi-floating
		STEERING GEAR	Worm and gear

In addition to above specifications, price includes top, top hood, windshield, speedometer, ammeter, electric horn, demountable rims, motometer, spotlight and C-H magnetic gear shift.

**P R E M I E R
M O T O R
C O R P O R A T I O N**

**I N D I A N A P O L I S
I N D I A N A**

Price	\$2585
Seven-Passenger Touring	2585
Seven-Passenger Limousine Sedan	3585



P R E M I E R F O U R S O M E — 6 - C


COLOR	Body, maroon, or stone gray; chassis, jet black	BORE AND STROKE	3 3/8 x 5 1/2 inches
SEATING CAPACITY	Four	LUBRICATION	Force feed and splash
POSITION OF DRIVER	Left	RADIATOR	Cellular
WHEELBASE	125 1/2 inches	COOLING	Water pump
GAUGE	56 inches	IGNITION	Storage battery
WHEELS	Wood	STARTING SYSTEM	Two unit
FRONT TIRES	32 x 4 1/2 inches	STARTER OPERATED	Gear to fly wheel
REAR TIRES	32 x 4 1/2 inches, anti-skid	LIGHTING SYSTEM	Electric
SERVICE BRAKE	Contracting on rear wheels	VOLTAGES	Six
EMERGENCY BRAKE	Expanding on rear wheels	WIRING SYSTEM	Single
CYLINDERS	Six	GASOLINE SYSTEM	Vacuum
HOW ARRANGED	Vertically	CLUTCH	Dry multiple disc
CAST	En bloc	TRANSMISSION	Selective sliding
HORSEPOWER	27.34 (N.A.C.C. Rating)	GEAR CHANGES	Three forward, one reverse
		DRIVE	Spiral bevel
		REAR AXLE	Semi-floating
		STEERING GEAR	Worm and gear

In addition to above specifications, price includes top, top hood, windshield, speedometer, ammeter, electric horn, demountable rims, motometer, spotlight and C-H magnetic gear shift.

**GEO. W. DAVIS
MOTOR CAR
COMPANY**

**RICHMOND
INDIANA**

Price	\$1685
6-I Chummy Roadster	1685
6-L Four-Passenger	1685
6-N Seven-Passenger Sedan	2300
6-P Four-Passenger Coupe	2300




DAVIS TOURING—6-H

COLOR	Body, blue; chassis, black	LUBRICATION	Splash with circulating pump
SEATING CAPACITY	Seven	RADIATOR	Cellular
POSITION OF DRIVER	Left side	COOLING	Water pump
WHEELBASE	120 inches	IGNITION	Storage battery
GAUGE	56 inches	STARTING SYSTEM	Two unit
WHEELS	Wood	STARTER OPERATED	Gear to fly wheel
FRONT TIRES	34 x 4 inches	LIGHTING SYSTEM	Electric
REAR TIRES	34 x 4 inches	VOLTAGES	Six
SERVICE BRAKE	Contracting on rear axle	WIRING SYSTEM	Single
EMERGENCY BRAKE	Expanding on rear axle	GASOLINE SYSTEM	Vacuum
CYLINDERS	Six	CLUTCH	Plate
HOW ARRANGED	Vertically	TRANSMISSION	Selective sliding
CAST	En bloc	GEAR CHANGES	Three forward, one reverse
HORSEPOWER	25.35 (N.A.C.C. Rating)	DRIVE	Spiral bevel
BORE AND STROKE	3¼ x 4½ inches	REAR AXLE	Three-quarters floating
		STEERING GEAR	Worm and gear

In addition to above specifications, price includes top, top hood, windshield, speedometer, ammeter, voltmeter, clock, tire pump, electric horn and demountable rims.

**R O O T &
VAN DERVOORT
ENGINEERING
C O M P A N Y**
EAST MOLINE
ILLINOIS

Price	\$2000
Five-Passenger Sedan	2500
Four-Passenger Roadster	2000
Touring Standard G 7-Passenger	2250
Touring De Luxe G	2500
Four-Passenger Roadster Standard	2250
Four-Passenger Roadster De Luxe	2500



MOLINE-KNIGHT TOURING—L


COLOR	Dark cobalt blue	BORE AND STROKE	3¾ x 5 inches
SEATING CAPACITY	Five	LUBRICATION	Full force feed
POSITION OF DRIVER	Left side	RADIATOR	Tubular
WHEELBASE	118 inches	COOLING	Thermo-syphon
GAUGE	56 inches	IGNITION	Storage battery
WHEELS	Wood	STARTING SYSTEM	Two unit
FRONT TIRES	34 x 4 inches	STARTER OPERATED	Gear to fly wheel
REAR TIRES	34 x 4 inches, anti-skid	LIGHTING SYSTEM	Electric
SERVICE BRAKE	Contracting on rear axle	VOLTAGES	Six
EMERGENCY BRAKE	Expanding on rear axle	WIRING SYSTEM	Single
CYLINDERS	Four	GASOLINE SYSTEM	Vacuum
HOW ARRANGED	Vertically	CLUTCH	Dry multiple disc
CAST	En bloc	TRANSMISSION	Selective sliding
HORSEPOWER	22.5 (N.A.C.C. Rating)	GEAR CHANGES	Three forward, one reverse
		DRIVE	Spiral bevel
		REAR AXLE	Semi-floating
		STEERING GEAR	Screw and nut

In addition to above specifications, price includes top, top hood, windshield, speedometer, ammeter, tire pump, electric horn and demountable rims.

**VELIE MOTORS
CORPORATION**

**M O L I N E
I L L I N O I S**

Price \$1975
Seven-Passenger Touring 1825



VELIE SPORT CAR—39


COLOR	Blue or maroon	LUBRICATION	Pump over and splash
SEATING CAPACITY	Four	RADIATOR	Cellular
POSITION OF DRIVER	Left side	COOLING	Water pump
WHEELBASE	124 inches	IGNITION	Storage battery
GAUGE	56 inches	STARTING SYSTEM	Two unit
WHEELS	Wood	STARTER OPERATED	Gear to fly wheel
FRONT TIRES	33 x 4½ inches	LIGHTING SYSTEM	Electric
REAR TIRES	33 x 4½ inches, anti-skid	VOLTAGES	Six
SERVICE BRAKE	Contracting on rear wheels	WIRING SYSTEM	Single
EMERGENCY BRAKE	Expanding on rear wheels	GASOLINE SYSTEM	Vacuum
CYLINDERS	Six	CLUTCH	Dry multiple disc
HOW ARRANGED	Vertically	TRANSMISSION	Selective sliding
CAST	En bloc	GEAR CHANGES	Four forward, one reverse
HORSEPOWER	29.4 (N.A.C.C. Rating)	DRIVE	Spiral bevel
BORE AND STROKE	3½ x 5¼ inches	REAR AXLE	Three-quarters floating
		STEERING GEAR	Worm and gear

In addition to above specifications, price includes top, windshield, speedometer, ammeter, voltmeter, electric horn and demountable rims.

**VELIE MOTORS
CORPORATION**

**M O L L I N E
I L L I N O I S**

Price	\$1465
Four-Passenger Roadster	1465
Two-Passenger Roadster	1465
Sedan	2025
Coupe	2025
Cabriolet	1925
Town Car	2500



VELIE TOURING—38


COLOR	Blue or maroon	LUBRICATION	Pump over and splash
SEATING CAPACITY	Five	RADIATOR	Cellular
POSITION OF DRIVER	Left side	COOLING	Water pump
WHEELBASE	115 inches	IGNITION	Storage battery
GAUGE	56 inches	STARTING SYSTEM	Two unit
WHEELS	Wood	STARTER OPERATED	Gear to fly wheel
FRONT TIRES	32 x 4 inches	LIGHTING SYSTEM	Electric
REAR TIRES	32 x 4 inches, anti-skid	VOLTAGES	Six
SERVICE BRAKE	Contracting on rear wheels	WIRING SYSTEM	Single
EMERGENCY BRAKE	Expanding on rear wheels	GASOLINE SYSTEM	Vacuum
CYLINDERS	Six	CLUTCH	Dry multiple disc
HOW ARRANGED	Vertically	TRANSMISSION	Selective sliding
CAST	En bloc	GEAR CHANGES	Three forward, one reverse
HORSEPOWER	25.35 (N.A.C.C. Rating)	DRIVE	Spiral bevel
BORE AND STROKE	3¼ x 4½ inches	REAR AXLE	Three-quarters floating
		STEERING GEAR	Worm and gear

In addition to above specifications, price includes top, top hood, windshield, speedometer, ammeter, voltmeter electric horn and demountable rims.

**S I M P L E X
A U T O M O B I L E
C O M P A N Y**

Price, Chassis \$7000

755 FIFTH AVENUE
NEW YORK CITY



SIMPLEX-CRANE LIMOUSINE—5


COLOR	Optional	LUBRICATION	Force feed
SEATING CAPACITY	Seven	RADIATOR	Cellular
POSITION OF DRIVER	Left side	COOLING	Water pump
WHEELBASE	143½ inches	IGNITION	High tension magneto and storage battery
GAUGE	56 inches	STARTING SYSTEM	Two unit
WHEELS	Wire or Wood	STARTER OPERATED	Gear to fly wheel
FRONT TIRES	35 x 5 inches	LIGHTING SYSTEM	Electric
REAR TIRES	35 x 5 inches	VOLTAGES	Twelve
SERVICE BRAKE	Contracting on drive shaft	WIRING SYSTEM	Double
EMERGENCY BRAKE	Contracting on rear wheels	GASOLINE SYSTEM	Pressure
CYLINDERS	Six	CLUTCH	Single plate in oil
HOW ARRANGED	Vertically	TRANSMISSION	Selective sliding
CAST	In threes	GEAR CHANGES	Four forward, one reverse
HORSEPOWER	45.94 (N.A.C.C. Rating)	DRIVE	Spiral bevel
BORE AND STROKE	4¾ x 6¼ inches	REAR AXLE	Full floating
		STEERING GEAR	Worm and sector

In addition to above specifications, price includes speedometer, ammeter, voltmeter, clock, tire pump, electric horn and demountable rims.

C R O W -
E L K H A R T
M O T O R
C O M P A N Y

E L K H A R T
I N D I A N A

Price	\$1095
C-E "32" Two-Passenger Roadster	1095
C-E "34" De Luxe Four-Passenger Roadster	1155
C-E "36" De Luxe Five-Passenger Touring	1155
C-E Convertible Five-Passenger Sedan	1445
C-E "46" Six-Cylinder Touring	1295



CROW-ELKHART C-E "36" TOURING


COLOR	Optional	LUBRICATION	Pump over and splash
SEATING CAPACITY	Five	RADIATOR	Cellular
POSITION OF DRIVER	Left side	COOLING	Thermo-syphon
WHEELBASE	115 inches	IGNITION	Storage battery
GAUGE	56 inches	STARTING SYSTEM	Two unit
WHEELS	Wood	STARTER OPERATED	Gear to fly wheel
FRONT TIRES	32 x 3½ inches	LIGHTING SYSTEM	Electric
REAR TIRES	32 x 3½ inches, anti-skid	VOLTAGES	Six
SERVICE BRAKE	Contracting on rear wheels	WIRING SYSTEM	Single
EMERGENCY BRAKE	Expanding on rear wheels	GASOLINE SYSTEM	Vacuum
CYLINDERS	Four	CLUTCH	Dry multiple disc
HOW ARRANGED	Vertically	TRANSMISSION	Selective sliding
CAST	En bloc	GEAR CHANGES	Three forward, one reverse
HORSEPOWER	19.6 (N.A.C.C. Rating)	DRIVE	Plain bevel
BORE AND STROKE	3½ x 5 inches	REAR AXLE	Full floating
		STEERING GEAR	Worm and gear

In addition to above specifications, price includes top, top hood, windshield, speedometer, ammeter, tire pump, electric horn and demountable rims.

**C O L E
MOTOR CAR
C O M P A N Y**

**INDIANA POLIS
I N D I A N A**

Price	\$2595
Roadster—871	2595
Sportster—872	2595
Tourcoupe—873	3795
Toursedan—874	3695
Toursedan—875	3595
Town Car—877	3795



COLE AERO-EIGHT TOURSTER—870


COLOR	Cole deep blue	LUBRICATION	Force feed
SEATING CAPACITY	Seven	RADIATOR	Cellular
POSITION OF DRIVER	Left side	COOLING	Water pump
WHEELBASE	127 inches	IGNITION	Storage battery
GAUGE	56 inches	STARTING SYSTEM	Two unit
WHEELS	Wood	STARTER OPERATED	Gear to fly wheel
FRONT TIRES	33 x 5 inches	LIGHTING SYSTEM	Electric
REAR TIRES	33 x 5 inches	VOLTAGES	Six
SERVICE BRAKE	Contracting on rear axle drum	WIRING SYSTEM	Single
EMERGENCY BRAKE	Expanding on rear axle drum	GASOLINE SYSTEM	Vacuum
CYLINDERS	Eight	CLUTCH	Cone
HOW ARRANGED	V type, 90 degrees	TRANSMISSION	Selective sliding
CAST	In fours	GEAR CHANGES	Three forward, one reverse
HORSEPOWER	39.2 (N.A.C.C. Rating)	DRIVE	Spiral bevel
BORE AND STROKE	3½ x 4½ inches	REAR AXLE	Full floating
		STEERING GEAR	Worm and gear

In addition to above specifications, price includes top, top hood, windshield, speedometer, ammeter, voltmeter, clock, tire pump, electric horn and demountable rims.

C O L L E
M O T O R C A R
C O M P A N Y

I N D I A N A P O L I S
I N D I A N A

Price	\$3695
Tourster—870	2595
Roadster—871	2595
Sportster—872	2595
Tourcoupe—873	3795
Toursedan—875	3595
Town Car—877	3795



COLE AERO-EIGHT TOURSEDAN—874


COLOR	Cole deep blue	LUBRICATION	Force feed
SEATING CAPACITY	Seven	RADIATOR	Cellular
POSITION OF DRIVER	Left side	COOLING	Water pump
WHEELBASE	127 inches	IGNITION	Storage battery
GAUGE	56 inches	STARTING SYSTEM	Two unit
WHEELS	Wood	STARTER OPERATED	Gear to fly wheel
FRONT TIRES	33 x 5 inches	LIGHTING SYSTEM	Electric
REAR TIRES	33 x 5 inches	VOLTAGES	Six
SERVICE BRAKE	Contracting on rear axle drum	WIRING SYSTEM	Single
EMERGENCY BRAKE	Expanding on rear axle drum	GASOLINE SYSTEM	Vacuum
CYLINDERS	Eight	CLUTCH	Cone
HOW ARRANGED	V type, 90 degrees	TRANSMISSION	Selective sliding
CAST	In fours	GEAR CHANGES	Three forward, one reverse
HORSEPOWER	39.2 (N.A.C.C. Rating)	DRIVE	Spiral bevel
BORE AND STROKE	3½ x 4½ inches	REAR AXLE	Full floating
		STEERING GEAR	Worm and gear

In addition to above specifications, price includes windshield, speedometer, ammeter, voltmeter, clock, tire pump, electric horn and demountable rims.

**ELKHART
CARRIAGE AND
MOTOR CAR
COMPANY**

**ELKHART
INDIANA**

Price	\$1175
Five-Passenger Touring	1175
Five-Passenger Sedan	1625



ELCAR SPORTSTER—H-FOUR


COLOR	Body, olive green; running gear, black	BORE AND STROKE	3½ x 5 inches
SEATING CAPACITY	Four	LUBRICATION	Splash with cir- culating pump
POSITION OF DRIVER	Left side	RADIATOR	Cellular
WHEELBASE	116 inches	COOLING	Thermo-syphon
GAUGE	56 inches	IGNITION	Storage battery
WHEELS	Wood	STARTING SYSTEM	Two unit
FRONT TIRES	32 x 3½ inches	STARTER OPERATED	Gear to fly wheel
REAR TIRES	32 x 3½ inches anti-skid	LIGHTING SYSTEM	Electric
SERVICE BRAKE	Contracting on rear wheels	VOLTAGES	Six
EMERGENCY BRAKE	Expanding on rear wheels	WIRING SYSTEM	Single
CYLINDERS	Four	GASOLINE SYSTEM	Vacuum
HOW ARRANGED	Vertically	CLUTCH	Dry multiple disc
CAST	En bloc	TRANSMISSION	Selective sliding
HORSEPOWER	19.6 (N.A.C.C. Rating)	GEAR CHANGES	Three forward, one reverse
		DRIVE	Spiral bevel
		REAR AXLE	Full floating
		STEERING GEAR	Worm and gear

In addition to above specifications, price includes top, top hood, windshield, speedometer, ammeter, voltmeter, tire pump, electric horn and demountable rims.

**E L K H A R T
C A R R I A G E A N D
M O T O R C A R
C O M P A N Y**

**E L K H A R T
I N D I A N A**

Price	\$1375
Four-Passenger Touring Roadster	1375
Five-Passenger Sedan	1795
Four-Passenger Sportster	1375



ELCAR TOURING—D-SIX


COLOR	Body, olive green; running gear, black	BORE AND STROKE	3¼ x 4½ inches
SEATING CAPACITY	Five	LUBRICATION	Force feed and splash
POSITION OF DRIVER	Left side	RADIATOR	Cellular
WHEELBASE	116 inches	COOLING	Water pump
GAUGE	56 inches	IGNITION	Storage battery
WHEELS	Wood	STARTING SYSTEM	Two unit
FRONT TIRES	33 x 4 inches	STARTER OPERATED	Gear to fly wheel
REAR TIRES	33 x 4 inches, anti-skid	LIGHTING SYSTEM	Electric
SERVICE BRAKE	Contracting on rear wheels	VOLTAGES	Six
EMERGENCY BRAKE	Expanding on rear wheels	WIRING SYSTEM	Single
CYLINDERS	Six	GASOLINE SYSTEM	Vacuum
HOW ARRANGED	Vertically	CLUTCH	Dry plate
CAST	En bloc	TRANSMISSION	Selective sliding
HORSEPOWER	25.35 (N.A.C.C. Rating)	GEAR CHANGES	Three forward, one reverse
		DRIVE	Spiral bevel
		REAR AXLE	Full floating
		STEERING GEAR	Worm and gear

In addition to above specifications, price includes top, top hood, windshield, speedometer, ammeter, voltmeter, tire pump, electric horn and demountable rims.

**H U P P
MOTOR CAR
CORPORATION**

**D E T R O I T
M I C H I G A N**

Price Upon Application



HUPMOBILE ROADSTER—R


COLOR	Body, Hupmobile blue; hood, fenders and running gear, black	BORE AND STROKE	3 1/4 x 5 1/2 inches
SEATING CAPACITY	Two	LUBRICATION	Force feed and splash
POSITION OF DRIVER	Left side	RADIATOR	Cellular
WHEELBASE	112 inches	COOLING	Thermo-syphon
GAUGE	56 inches	IGNITION	Storage battery
WHEELS	Wood	STARTING SYSTEM	Two unit
FRONT TIRES	32 x 4 inches	STARTER OPERATED	Gear to fly wheel
REAR TIRES	32 x 4 inches, anti-skid	LIGHTING SYSTEM	Electric
SERVICE BRAKE	Contracting on rear wheels	VOLTAGES	Six
EMERGENCY BRAKE	Expanding on rear wheels	WIRING SYSTEM	Single
CYLINDERS	Four	GASOLINE SYSTEM	Vacuum
HOW ARRANGED	Vertically	CLUTCH	Dry multiple disc
CAST	En bloc	TRANSMISSION	Selective sliding
HORSEPOWER	16.9 (N.A.C.C. Rating)	GEAR CHANGES	Three forward, one reverse
		DRIVE	Spiral bevel
		REAR AXLE	Three-quarters floating
		STEERING GEAR	Screw and nut

In addition to above specifications, price includes top, top hood, windshield, speedometer, ammeter, oil gauge, electric horn and demountable rims.

**H U P P
MOTOR CAR
CORPORATION**

**D E T R O I T
M I C H I G A N**

Price Upon Application



HUPMOBILE TOURING—R


COLOR	Body, Hupmobile blue; hood, fenders and running gear, black	BORE AND STROKE	3 3/4 x 5 1/2 inches
SEATING CAPACITY	Five	LUBRICATION	Force feed and splash
POSITION OF DRIVER	Left side	RADIATOR	Cellular
WHEELBASE	112 inches	COOLING	Thermo-syphon
GAUGE	56 inches	IGNITION	Storage battery
WHEELS	Wood	STARTING SYSTEM	Two unit
FRONT TIRES	32 x 4 inches	STARTER OPERATED	Gear to fly wheel
REAR TIRES	32 x 4 inches, anti-skid	LIGHTING SYSTEM	Electric
SERVICE BRAKE	Contracting on rear wheels	VOLTAGES	Six
EMERGENCY BRAKE	Expanding on rear wheels	WIRING SYSTEM	Single
CYLINDERS	Four	GASOLINE SYSTEM	Vacuum
HOW ARRANGED	Vertically	CLUTCH	Dry multiple disc
CAST	En bloc	TRANSMISSION	Selective sliding
HORSEPOWER	16.9 (N.A.C.C. Rating)	GEAR CHANGES	Three forward, one reverse
		DRIVE	Spiral bevel
		REAR AXLE	Three-quarters floating
		STEERING GEAR	Screw and nut

In addition to above specifications, price includes top, top hood, windshield, speedometer, ammeter, oil gauge, electric horn and demountable rims.

H U P P
MOTOR CAR
CORPORATION

DETROIT
MICHIGAN

Price Upon Application



HUPMOBILE COUPE—R


COLOR	Lower body, Hupmobile blue; upper body, hood, fenders and running gear, black	BORE AND STROKE	3 1/4 x 5 1/2 inches
SEATING CAPACITY	Four	LUBRICATION	Force feed and splash
POSITION OF DRIVER	Left side	RADIATOR	Cellular
WHEELBASE	112 inches	COOLING	Thermo-syphon
GAUGE	56 inches	IGNITION	Storage battery
WHEELS	Wood	STARTING SYSTEM	Two unit
FRONT TIRES	32 x 4 inches	STARTER OPERATED	Gear to fly wheel
REAR TIRES	32 x 4 inches, anti-skid	LIGHTING SYSTEM	Electric
SERVICE BRAKE	Contracting on rear wheels	VOLTAGES	Six
EMERGENCY BRAKE	Expanding on rear wheels	WIRING SYSTEM	Single
CYLINDERS	Four	GASOLINE SYSTEM	Vacuum
HOW ARRANGED	Vertically	CLUTCH	Dry multiple disc
CAST	En bloc	TRANSMISSION	Selective sliding
HORSEPOWER	16.9 (N.A.C.C. Rating)	GEAR CHANGES	Three forward, one reverse
		DRIVE	Spiral bevel
		REAR AXLE	Three-quarters floating
		STEERING GEAR	Screw and nut

In addition to above specifications, price includes top, top hood, windshield, speedometer, ammeter, oil gauge, electric horn and demountable rims.

**H U P P
MOTOR CAR
CORPORATION**

Price Upon Application

**D E T R O I T
M I C H I G A N**



HUPMOBILE SEDAN—R


COLOR	Lower body, Hupmobile blue; upper body, hood, fenders and running gear, black	BORE AND STROKE	3 3/4 x 5 1/2 inches
SEATING CAPACITY	Five	LUBRICATION	Force feed and splash
POSITION OF DRIVER	Left side	RADIATOR	Cellular
WHEELBASE	112 inches	COOLING	Thermo-syphon
GAUGE	56 inches	IGNITION	Storage battery
WHEELS	Wood	STARTING SYSTEM	Two unit
FRONT TIRES	32 x 4 inches	STARTER OPERATED	Gear to fly wheel
REAR TIRES	32 x 4 inches, anti-skid	LIGHTING SYSTEM	Electric
SERVICE BRAKE	Contracting on rear wheels	VOLTAGES	Six
EMERGENCY BRAKE	Expanding on rear wheels	WIRING SYSTEM	Single
CYLINDERS	Four	GASOLINE SYSTEM	Vacuum
HOW ARRANGED	Vertically	CLUTCH	Dry multiple disc
CAST	En bloc	TRANSMISSION	Selective sliding
HORSEPOWER	16.9 (N.A.C.C. Rating)	GEAR CHANGES	Three forward, one reverse
		DRIVE	Spiral bevel
		REAR AXLE	Three-quarters floating
		STEERING GEAR	Screw and nut

In addition to above specifications, price includes stormcrown ventilating windshield, speedometer, ammeter, oil gauge, electric horn and demountable rims.

AUBURN
AUTOMOBILE
COMPANY

AUBURN
INDIANA

Price, \$1595



AUBURN TOURING—6-39 H FIVE-PASSENGER


COLOR	Royal blue	LUBRICATION	Force feed and splash
SEATING CAPACITY . . .	Five	RADIATOR	Cellular
POSITION OF DRIVER . .	Left side	COOLING	Water pump
WHEELBASE	120 inches	IGNITION	Storage battery
GAUGE	56 inches	STARTING SYSTEM . . .	Two unit
WHEELS	Wood	STARTER OPERATED . .	Gear to fly wheel
FRONT TIRES	34 x 4 inches	LIGHTING SYSTEM . . .	Electric
REAR TIRES	34 x 4 inches, anti-skid	VOLTAGES	Six
SERVICE BRAKE	Contracting on rear wheels	WIRING SYSTEM	Single
EMERGENCY BRAKE . . .	Expanding on rear wheels	GASOLINE SYSTEM . . .	Vacuum
CYLINDERS	Six	CLUTCH	Dry disc
HOW ARRANGED	Vertically	TRANSMISSION	Selective sliding
CAST	En bloc	GEAR CHANGES	Three forward one reverse
HORSEPOWER	25.35 (N.A.C.C. Rating)	DRIVE	Spiral bevel
BORE AND STROKE	3¼ x 4¼ inches	REAR AXLE	Three-quarters floating
		STEERING GEAR	Worm and nut

In addition to above specifications, price includes top, top hood, windshield, speedometer, ammeter, tire pump, electric horn, demountable rims and rebound snubbers.

**AUBURN
AUTOMOBILE
COMPANY**

Price, \$1595

**AUBURN
INDIANA**



AUBURN TOURIST—6-39 K FOUR-PASSENGER


COLOR	Royal blue	LUBRICATION	Force feed and splash
SEATING CAPACITY. . .	Four	RADIATOR	Cellular
POSITION OF DRIVER	Left side	COOLING	Water pump
WHEELBASE	120 inches	IGNITION	Storage battery
GAUGE	56 inches	STARTING SYSTEM . . .	Two unit
WHEELS	Wood	STARTER OPERATED . .	Gear to fly wheel
FRONT TIRES	34 x 4 inches	LIGHTING SYSTEM . . .	Electric
REAR TIRES	34 x 4 inches, anti-skid	VOLTAGES	Six
SERVICE BRAKE	Contracting on rear wheels	WIRING SYSTEM	Single
EMERGENCY BRAKE . .	Expanding on rear wheels	GASOLINE SYSTEM . . .	Vacuum
CYLINDERS	Six	CLUTCH	Dry disc
HOW ARRANGED	Vertically	TRANSMISSION	Selective sliding
CAST	En bloc	GEAR CHANGES	Three forward, one reverse
HORSEPOWER	25.35 (N.A.C.C. Rating)	DRIVE	Spiral bevel
BORE AND STROKE . . .	3½ x 4½ inches	REAR AXLE	Three-quarters floating
		STEERING GEAR	Worm and nut

In addition to above specifications, price includes top, top hood, windshield, speedometer, ammeter, tire pump, electric horn, demountable rims and rebound snubbers.

**JORDAN
MOTOR CAR
COMPANY**

CLEVELAND, OHIO

Suburban	} Prices Upon Appli- cation
Sport Marine	
Town Sedan	
Brougham	
Town Car	
Limousine	



JORDAN SUBURBAN SEVEN


COLOR	Body, blue or green; running gear, black	BORE AND STROKE	3½ x 5¼ inches
SEATING CAPACITY	Seven	LUBRICATION	Force feed and splash
POSITION OF DRIVER	Left side	RADIATOR	Cellular
WHEELBASE	127 inches	COOLING	Water pump
GAUGE	56 inches	IGNITION	Storage battery
WHEELS	Wood	STARTING SYSTEM	Two unit
FRONT TIRES	32 x 4 inches, anti-skid	STARTER OPERATED	Gear to fly wheel
REAR TIRES	32 x 4 inches, anti-skid	LIGHTING SYSTEM	Electric
SERVICE BRAKE	Contracting on rear wheels	VOLTAGES	Six
EMERGENCY BRAKE	Expanding on rear wheels	WIRING SYSTEM	Single
CYLINDERS	Six	GASOLINE SYSTEM	Vacuum
CAST	En bloc	CLUTCH	Plate
HORSEPOWER	29.4 (N.A.C.C. Rating)	TRANSMISSION	Selective sliding
		GEAR CHANGES	Three forward, one reverse
		DRIVE	Spiral bevel
		REAR AXLE	Semi-floating
		STEERING GEAR	Worm and gear

In addition to above specifications, price includes top, top hood, windshield, speedometer, ammeter, clock, electric horn and demountable rims.

LEXINGTON
MOTOR
COMPANY

CONNERSVILLE
INDIANA

Price	\$1785
Tourabout	1785
Convertible Sedan	1985
Coupelet	2450
Sedanette	2550
Coupe	2650
Salon Sedan	2750
Limousine-Brougham	3250



LEXINGTON TOURING—R-19


COLOR	Body and wheels, maroon; chassis, black	BORE AND STROKE	3¼ x 4½ inches
SEATING CAPACITY	Five, with two auxiliary seats	LUBRICATION	Splash with circulating pump
POSITION OF DRIVER	Left side	RADIATOR	Cellular
WHEELBASE	122 inches	COOLING	Water pump
GAUGE	56 inches	IGNITION	Storage battery
WHEELS	Wood	STARTING SYSTEM	Single unit
FRONT TIRES	34 x 4 inches	STARTER OPERATED	Gear to fly wheel
REAR TIRES	34 x 4 inches, anti-skid	LIGHTING SYSTEM	Electric
SERVICE BRAKE	Expanding on rear wheels	VOLTAGES	Six
EMERGENCY BRAKE	Contracting on front universal joint	WIRING SYSTEM	Single
CYLINDERS	Six	GASOLINE SYSTEM	Vacuum
HOW ARRANGED	Vertically	CLUTCH	Dry disc
CAST	En bloc	TRANSMISSION	Selective sliding
HORSEPOWER	25.35 (N.A.C.C. Rating)	GEAR CHANGES	Three forward, one reverse
		DRIVE	Spiral bevel
		REAR AXLE	Full floating
		STEERING GEAR	Worm and gear

In addition to above specifications, price includes top, top hood, windshield, speedometer, ammeter, tire pump, electric horn and demountable rims.

**HACKETT
MOTOR CAR
COMPANY**

**GRAND RAPIDS
MICHIGAN**

Five-Passenger Touring . . . } Prices
Two-Passenger Roadster . . . } Upon
Three-Passenger Roadster . . . } Appli-
Five-Passenger All-Seasons . . . } cation



HACKETT FOUR TOURING—A. L.


COLOR	Blue, brown or red	LUBRICATION	Force feed and splash
SEATING CAPACITY	Five	RADIATOR	Tubular
POSITION OF DRIVER	Left side	COOLING	Thermo-syphon
WHEELBASE	112 inches	IGNITION	Storage battery
GAUGE	56 inches	STARTING SYSTEM	Two unit
WHEELS	Wood	STARTER OPERATED	Gear to fly wheel
FRONT TIRES	32 x 3½ inches	LIGHTING SYSTEM	Electric
REAR TIRES	32 x 3½ inches, anti-skid	VOLTAGES	Six to eight
SERVICE BRAKE	Contracting on rear wheels	WIRING SYSTEM	Single
EMERGENCY BRAKE	Expanding on rear wheels	GASOLINE SYSTEM	Vacuum
CYLINDERS	Four	CLUTCH	Dry multiple disc
HOW ARRANGED	Vertically	TRANSMISSION	Selective sliding
CAST	En bloc	GEAR CHANGES	Three forward, one reverse
HORSEPOWER	22.5 (N.A.C.C. Rating)	DRIVE	Plain bevel
BORE AND STROKE	3¾ x 4¼ inches	REAR AXLE	Semi-floating
		STEERING GEAR	Worm and nut

In addition to above specifications, price includes top, top hood, windshield, speedometer, ammeter, tire pump, electric horn and demountable rims.

**D O R T
M O T O R C A R
C O M P A N Y**

FLINT, MICHIGAN

Price	\$925
Sedan—11-S	1355
Sedanet—11-T	1090
Coupe—8-C	1355
Roadster—8	925



DORT TOURING—11


COLOR	Dort green	LUBRICATION	Splash with circulating pump
SEATING CAPACITY	Five	RADIATOR	Cellular
POSITION OF DRIVER	Left side	COOLING	Thermo-syphon
WHEELBASE	105½ inches	IGNITION	Storage battery
GAUGE	55 inches	STARTING SYSTEM	Two unit
WHEELS	Wood	STARTER OPERATED	Gear to fly wheel
FRONT TIRES	30 x 3½ inches	LIGHTING SYSTEM	Electric
REAR TIRES	30 x 3½ inches, anti-skid	VOLTAGES	Six
SERVICE BRAKE	Contracting on rear wheels	WIRING SYSTEM	Single
EMERGENCY BRAKE	Expanding on rear wheels	GASOLINE SYSTEM	Gravity
CYLINDERS	Four	CLUTCH	Cone
HOW ARRANGED	Vertically	TRANSMISSION	Selective sliding
CAST	En bloc	GEAR CHANGES	Three forward, one reverse
HORSEPOWER	19.6 (N.A.C.C. Rating)	DRIVE	Plain bevel
BORE AND STROKE	3½ x 5 inches	REAR AXLE	Three-quarters floating
		STEERING GEAR	Screw and nut

In addition to above specifications, price includes top, top hood, windshield, speedometer, ammeter, tire pump, electric horn and demountable rims.

**P A C K A R D
M O T O R C A R
C O M P A N Y**

**D E T R O I T
M I C H I G A N**

Seven-Passenger Salon Touring }
 Seven-Passenger Limousine } Prices
 Seven-Passenger Landaulet . } Upon
 Seven-Passenger Brougham } Applica-
 Seven-Passenger Imperial Li- } tion
 mousine }
 Chassis }



P A C K A R D T O U R I N G—3-35


COLOR	Body and door panels, Packard blue striped with cream yellow; moulding, black; wheels, cream yellow striped with black	HORSEPOWER	43.2 (N.A.C.C. Rating)
SEATING CAPACITY	Seven	BORE AND STROKE	3 x 5 inches
POSITION OF DRIVER	Left side	LUBRICATION	Force feed
WHEELBASE	136 inches	RADIATOR	Cellular
GAUGE	56 inches	COOLING	Water pump
WHEELS	Wood	IGNITION	Storage battery and generator
FRONT TIRES	35 x 5 inches	STARTING SYSTEM	Two unit
REAR TIRES	35 x 5 inches	STARTER OPERATED	Gear to fly wheel
SERVICE BRAKE	Contracting on rear wheels	LIGHTING SYSTEM	Electric
EMERGENCY BRAKE	Expanding on rear wheels	VOLTAGES	Six to eight
CYLINDERS	Twelve	WIRING SYSTEM	Single
HOW ARRANGED	V type, 60 degrees	GASOLINE SYSTEM	Pressure
CAST	In sixes	CLUTCH	Dry multiple disc
		TRANSMISSION	Selective sliding
		GEAR CHANGES	Three forward, one reverse
		DRIVE	Worm bevel
		REAR AXLE	Semi-floating
		STEERING GEAR	Worm and nut

In addition to above specifications, price includes top, top hood, windshield, speedometer, ammeter, clock, tire pump, electric horn and demountable rims.

INTER-STATE
MOTOR
COMPANY

MUNCIE
INDIANA

Five-Passenger Touring . . . Prices
Four-Passenger Roadster . . . Upon
Two-Passenger Roadster . . . Appli-
800-Pound Delivery Wagon . . . cation



INTER-STATE TOURING—T-19


COLOR	Blue	LUBRICATION	Splash with circu- lating pump
SEATING CAPACITY	Five	RADIATOR	Cellular
POSITION OF DRIVER	Left side	COOLING	Thermo-syphon
WHEELBASE	114 inches	IGNITION	Storage battery
GAUGE	56 inches	STARTING SYSTEM	Two unit
WHEELS	Wood	STARTER OPERATED	Gear to fly wheel
FRONT TIRES	33 x 4 inches	LIGHTING SYSTEM	Electric
REAR TIRES	33 x 4 inches, anti-skid	VOLTAGES	Six
SERVICE BRAKE	Contracting on rear wheels	WIRING SYSTEM	Single
EMERGENCY BRAKE	Expanding on rear wheels	GASOLINE SYSTEM	Gravity
CYLINDERS	Four	CLUTCH	Cone
HOW ARRANGED	Vertically	TRANSMISSION	Selective sliding
CAST	En bloc	GEAR CHANGES	Three forward, one reverse
HORSEPOWER	19.6 (N.A.C.C. Rating)	DRIVE	Bevel
BORE AND STROKE	3½ x 5 inches	REAR AXLE	Three quarters floating
		STEERING GEAR	Worm and gear

In addition to above specifications, price includes top, top hood, windshield, speedometer, ammeter, clock, tire pump, electric horn and demountable rims.

**CHEVROLET
MOTOR
COMPANY**

**BROADWAY
AT 57th STREET
NEW YORK CITY**

Price	\$735
"Four-Ninety" Roadster	715
"Four-Ninety" Coupe	1110
"Four-Ninety" Sedan	1185
"Four-Ninety" Chassis	685



CHEVROLET "FOUR-NINETY" TOURING


COLOR	Black	BORE AND STROKE	3 $\frac{1}{4}$ x 4 inches
SEATING CAPACITY	Five	LUBRICATION	Full splash
POSITION OF DRIVER	Left side	RADIATOR	Cellular
WHEELBASE	102 inches	COOLING	Water pump
GAUGE	56 inches	IGNITION	Storage battery
WHEELS	Wood	STARTING SYSTEM	Two unit
FRONT TIRES	30 x 3 $\frac{1}{2}$ inches, anti-skid	STARTER OPERATED	Gear to fly wheel
REAR TIRES	30 x 3 $\frac{1}{2}$ inches, anti-skid	LIGHTING SYSTEM	Electric
SERVICE BRAKE	Contracting on rear wheels	VOLTAGES	Six
EMERGENCY BRAKE	Expanding on rear wheels	WIRING SYSTEM	Single
CYLINDERS	Four	GASOLINE SYSTEM	Gravity
HOW ARRANGED	Vertically	CLUTCH	Cone
CAST	En bloc	TRANSMISSION	Selective sliding
HORSEPOWER	21.75 (N.A.C.C. Rating)	GEAR CHANGES	Three forward, one reverse
		DRIVE	Plain bevel
		REAR AXLE	Three-quarters floating
		STEERING GEAR	Spur and gear

In addition to above specifications, price includes top, top hood, wind-
shield, speedometer, ammeter, electric horn and demountable rims.

**CHEVROLET
MOTOR
COMPANY**

**BROADWAY
AT 57th STREET
NEW YORK CITY**

Price \$1185
Four-Ninety Coupe 1110



CHEVROLET "FOUR-NINETY" SEDAN


COLOR	Black	BORE AND STROKE	3 $\frac{1}{4}$ x 4 inches
SEATING CAPACITY .	Five	LUBRICATION	Full splash
POSITION OF DRIVER	Left side	RADIATOR	Cellular
WHEELBASE	102 inches	COOLING	Water pump
GAUGE	56 inches	IGNITION	Storage battery
WHEELS	Wood	STARTING SYSTEM . . .	Two unit
FRONT TIRES	31 x 4 inches, anti-skid	STARTER OPERATED . .	Gear to fly wheel
REAR TIRES	31 x 4 inches, anti-skid	LIGHTING SYSTEM . . .	Electric
SERVICE BRAKE . . .	Contracting on rear wheels	VOLTAGES	Six
EMERGENCY BRAKE .	Expanding on rear wheels	WIRING SYSTEM	Single
CYLINDERS	Four	GASOLINE SYSTEM . . .	Vacuum
HOW ARRANGED . . .	Vertically	CLUTCH	Cone
CAST	En bloc	TRANSMISSION	Selective sliding
HORSEPOWER	21.75 (N.A.C.C. Rating)	GEAR CHANGES	Three forward, one reverse
		DRIVE	Plain bevel
		REAR AXLE	Three-quarters floating
		STEERING GEAR	Spur and gear

In addition to above specifications, price includes windshield, speedometer, ammeter, electric horn and demountable rims.

**CHEVROLET
MOTOR
COMPANY**

**BROADWAY
AT 57th STREET
NEW YORK CITY**

Price \$1135
F-B Roadster 1110
F-B Sedan 1685



CHEVROLET TOURING—F-B


COLOR	Body, green; running gear, black	LUBRICATION	Full splash with circulating pump
SEATING CAPACITY	Five	RADIATOR	Cellular
POSITION OF DRIVER	Left side	COOLING	Water pump
WHEELBASE	110 inches	IGNITION	Storage battery
GAUGE	56 inches	STARTING SYSTEM	Two unit
WHEELS	Wood	STARTER OPERATED	Gear to fly wheel
FRONT TIRES	33 x 4 inches, plain	LIGHTING SYSTEM	Electric
REAR TIRES	33 x 4 inches, anti-skid	VOLTAGES	Six
SERVICE BRAKE	Contracting on rear wheels	WIRING SYSTEM	Single
EMERGENCY BRAKE	Expanding on rear wheels	GASOLINE SYSTEM	Vacuum
CYLINDERS	Four	CLUTCH	Cone
HOW ARRANGED	Vertically	TRANSMISSION	Selective sliding
CAST	En bloc	GEAR CHANGES	Three forward, one reverse
HORSEPOWER	21.75 (N.A.C.C. Rating)	DRIVE	Spiral bevel
BORE AND STROKE	3 $\frac{1}{8}$ x 5 $\frac{1}{4}$ inches	REAR AXLE	Three-quarters floating
		STEERING GEAR	Worm and gear

In addition to above specifications, price includes top, top hood, windshield, speedometer, ammeter, electric horn and demountable rims.

**K I N G
M O T O R C A R
C O M P A N Y**

**D E T R O I T
M I C H I G A N**

Price \$2350
Seven-Passenger Touring 2150
Seven-Passenger Sedan 2950



K I N G E I G H T F O U R S O M E — F


COLOR	Body, coach painter's green or blue; running gear, black	BORE AND STROKE	3 x 5 inches
SEATING CAPACITY	Four	LUBRICATION	Force feed
POSITION OF DRIVER	Left side	RADIATOR	Cellular
WHEELBASE	120 inches	COOLING	Thermo-syphon
GAUGE	56 inches	IGNITION	Storage battery
WHEELS	Wire	STARTING SYSTEM	Two unit
FRONT TIRES	32 x 4½ inches	STARTER OPERATED	Gear to fly wheel
REAR TIRES	32 x 4½ inches anti-skid	LIGHTING SYSTEM	Electric
SERVICE BRAKE	Contracting on rear wheels	VOLTAGES	Six
EMERGENCY BRAKE	Expanding on rear wheels	WIRING SYSTEM	Single
CYLINDERS	Eight	GASOLINE SYSTEM	Vacuum
HOW ARRANGED	V type, 90 degrees	CLUTCH	Dry plate
CAST	Four en bloc	TRANSMISSION	Selective sliding
HORSEPOWER	28.8 (N.A.C.C. Rating)	GEAR CHANGES	Three forward, one reverse
		DRIVE	Spiral bevel
		REAR AXLE	Full floating
		STEERING GEAR	Screw and nut

In addition to above specifications, price includes top, top hood, windshield, speedometer, ammeter, voltmeter, motor driven tire pump, electric horn and demountable rims.

**STUTZ MOTOR
CAR COMPANY
OF AMERICA
INCORPORATED**

**INDIANAPOLIS
I N D I A N A**

Price	\$2750
Two-Passenger Roadster	2750
Four-Passenger Close Coupled	2850
Six-Passenger Touring	2850



STUTZ BEARCAT—SERIES G


COLOR	Elephant gray, red or beaver brown	LUBRICATION	Force feed and splash
SEATING CAPACITY	Two	RADIATOR	Cellular
POSITION OF DRIVER	Right side	COOLING	Water pump
WHEELBASE	120 inches	IGNITION	Double distributor
GAUGE	56 inches	STARTING SYSTEM	Two unit
WHEELS	Wire	STARTER OPERATED	Gear to fly wheel
FRONT TIRES	32 x 4½ inches	LIGHTING SYSTEM	Electric
REAR TIRES	32 x 4½ inches	VOLTAGES	Twelve
SERVICE BRAKE	Expanding on rear wheels	WIRING SYSTEM	Double
EMERGENCY BRAKE	Expanding on rear wheels	GASOLINE SYSTEM	Pressure
CYLINDERS	Four—16 valves	CLUTCH	Cone
HOW ARRANGED	Vertically	TRANSMISSION	Selective sliding
CAST	En bloc	GEAR CHANGES	Three forward, one reverse
HORSEPOWER	30.63 (N.A.C.C. Rating)	DRIVE	Spiral bevel
BORE AND STROKE	4¾ x 6 inches	REAR AXLE	Three-quarters floating
		STEERING GEAR	Worm and gear

In addition to above specifications, price includes top, top hood, windshield, speedometer, ammeter, electric horn, extra wire wheel and spot-light.

**STUTZ MOTOR
CAR COMPANY
OF AMERICA
INCORPORATED**

**INDIANAPOLIS
I N D I A N A**

Price	\$2850
Two-Passenger Roadster	2750
Four-Passenger Close Coupled	2850
Bearcat	2750




STUTZ SIX-PASSENGER TOURING—SERIES G

COLOR	Elephant gray, maroon or blue	LUBRICATION	Force feed and splash
SEATING CAPACITY	Six	RADIATOR	Cellular
POSITION OF DRIVER	Right side	COOLING	Water pump
WHEELBASE	130 inches	IGNITION	Double distributor
GAUGE	56 inches	STARTING SYSTEM	Two unit
WHEELS	Wire	STARTER OPERATED	Gear to fly wheel
FRONT TIRES	32 x 4½ inches,	LIGHTING SYSTEM	Electric
REAR TIRES	32 x 4½ inches,	VOLTAGES	Twelve
SERVICE BRAKE	Expanding on rear wheels	WIRING SYSTEM	Double
EMERGENCY BRAKE	Expanding on rear wheels	GASOLINE SYSTEM	Pressure
CYLINDERS	Four—16 valves	CLUTCH	Cone
HOW ARRANGED	Vertically	TRANSMISSION	Selective sliding
CAST	En bloc	GEAR CHANGES	Three forward, one reverse
HORSEPOWER	30.63 (N.A.C.C. Rating)	DRIVE	Spiral bevel
BORE AND STROKE	4¾x6 inches	REAR AXLE	Three-quarters floating
		STEERING GEAR	Worm and gear

In addition to above specifications, price includes top, top hood, wind-
shield, speedometer, ammeter, electric horn, extra wire wheel and spot-light.

**D O D G E
B R O T H E R S**
D E T R O I T
M I C H I G A N

Price	\$1085
Two-Passenger Roadster	1085
Five-Passenger Convertible Sedan	1650
Three-Passenger Convertible Coupe	1650
Five-Passenger Taxicab	1650



DODGE BROTHERS TOURING—5

COLOR	Black	LUBRICATION	Force feed and splash
SEATING CAPACITY	Five	RADIATOR	Tubular
POSITION OF DRIVER	Left side	COOLING	Water pump
WHEELBASE	114 inches	IGNITION	Storage battery
GAUGE	56 inches	STARTING SYSTEM	Single unit
WHEELS	Wood	STARTER OPERATED	Chain to crank shaft
FRONT TIRES	32 x 3½ inches,	LIGHTING SYSTEM	Electric
REAR TIRES	32 x 3½ inches, anti-skid	VOLTAGES	Twelve
SERVICE BRAKE	Contracting on rear wheels	WIRING SYSTEM	Single
EMERGENCY BRAKE	Expanding on rear wheels	GASOLINE SYSTEM	Vacuum
CYLINDERS	Four	CLUTCH	Dry multiple disc
HOW ARRANGED	Vertically	TRANSMISSION	Selective sliding
CAST	En bloc	GEAR CHANGES	Three forward, one reverse
HORSEPOWER	24.03 (N.A.C.C. Rating)	DRIVE	Spiral bevel
BORE AND STROKE	3¾ x 4½ inches	REAR AXLE	Full floating
		STEERING GEAR	Worm and gear

In addition to above specifications, price includes top, top hood, wind-shield, speedometer, ammeter, electric horn and demountable rims.

**REO MOTOR
CAR COMPANY**
LANSING
MICHIGAN

Price	\$1395
Three-Passenger Roadster	1395
Four-Passenger Coupe	2175
Five-Passenger Sedan	2175



REO TOURING—T


COLOR	Body, marine blue; wheels, cream; gear and fenders, black	BORE AND STROKE	4 1/8 x 4 1/2 inches
SEATING CAPACITY	Five	LUBRICATION	Pump over and splash
POSITION OF DRIVER	Left side	RADIATOR	Tubular
WHEELBASE	120 inches	COOLING	Water pump
GAUGE	56 inches	IGNITION	Storage battery
WHEELS	Wood	STARTING SYSTEM	Two unit
FRONT TIRES	34 x 4 inches	STARTER OPERATED	Chain to transmission shaft
REAR TIRES	34 x 4 inches, anti-skid	LIGHTING SYSTEM	Electric
SERVICE BRAKE	Contracting on rear wheels	VOLTAGES	Six
EMERGENCY BRAKE	Expanding on rear wheels	WIRING SYSTEM	Double
CYLINDERS	Four	GASOLINE SYSTEM	Vacuum
HOW ARRANGED	Vertically	CLUTCH	Dry multiple disc
CAST	In pairs	TRANSMISSION	Selective sliding
HORSEPOWER	27.23 (N.A.C.C. Rating)	GEAR CHANGES	Three forward, one reverse
		DRIVE	Spiral bevel
		REAR AXLE	Semi-floating
		STEERING GEAR	Pinion and sector

In addition to above specifications, price includes top, top hood, windshield, speedometer, ammeter, tire pump, electric horn and demountable rims.

**COLUMBIA
MOTORS
COMPANY**

**DETROIT
MICHIGAN**

Price \$1745
 Five-Passenger Touring 1600
 Five-Passenger Sedan 2445



COLUMBIA FOUR-PASSENGER SPORT


COLOR	Body, Columbia blue or maroon; running gear, black	LUBRICATION	Force feed and splash
SEATING CAPACITY .	Four	RADIATOR	Cellular
POSITION OF DRIVER	Left side	COOLING	Water pump
WHEELBASE	115 inches	IGNITION	Storage battery
GAUGE	56 inches	STARTING SYSTEM .	Two unit
WHEELS	Wood	STARTER OPERATED .	Gear to fly wheel
FRONT TIRES	32 x 4 inches	LIGHTING SYSTEM .	Electric
REAR TIRES	32 x 4 inches	VOLTAGES	Six
SERVICE BRAKE . . .	Contracting	WIRING SYSTEM . .	Single
EMERGENCY BRAKE .	Expanding	GASOLINE SYSTEM .	Vacuum
CYLINDERS	Six	CLUTCH	Dry plate
HOW ARRANGED . . .	Vertically	TRANSMISSION . . .	Selective sliding
CAST	En bloc	GEAR CHANGES . .	Three forward, one reverse
HORSEPOWER	25.35 (N.A.C.C. Rating)	DRIVE	Spiral bevel
BORE AND STROKE .	3¼ x 4½ inches	REAR AXLE	Semi-floating
		STEERING GEAR . . .	Worm and gear

In addition to above specifications, price includes top, top hood, windshield, speedometer, ammeter, voltmeter, tire pump, electric horn and extra wire wheel.

**COLUMBIA
MOTORS
COMPANY**

**DETROIT
MICHIGAN**

Price \$2445
Four-Passenger Sport . . . 1745
Five-Passenger Touring . . 1600



COLUMBIA SIX TOURING SEDAN

COLOR	Body, Columbia blue or beaver brown; running gear, black	LUBRICATION	Force feed and splash
SEATING CAPACITY	Five	RADIATOR	Cellular
POSITION OF DRIVER	Left side	COOLING	Water pump
WHEELBASE	115 inches	IGNITION	Storage battery
GAUGE	56 inches	STARTING SYSTEM	Two unit
WHEELS	Wood	STARTER OPERATED	Gear to fly wheel
FRONT TIRES	32 x 4 inches	LIGHTING SYSTEM	Electric
REAR TIRES	32 x 4 inches	VOLTAGES	Six
SERVICE BRAKE	Contracting	WIRING SYSTEM	Single
EMERGENCY BRAKE	Expanding	GASOLINE SYSTEM	Vacuum
CYLINDERS	Six	CLUTCH	Dry plate
HOW ARRANGED	Vertically	TRANSMISSION	Selective sliding
CAST	En bloc	GEAR CHANGES	Three forward, one reverse
HORSEPOWER	25.35 (N.A.C.C. Rating)	DRIVE	Spiral bevel
BORE AND STROKE	3 1/4 x 4 1/2 inches	REAR AXLE	Semi-floating
		STEERING GEAR	Worm and gear


In addition to above specifications, price includes top, top hood, windshield, speedometer, ammeter, voltmeter, tire pump, electric horn and demountable rims.

ILLUSTRATIONS AND
SPECIFICATIONS
ELECTRIC
VEHICLES

MILBURN
WAGON
COMPANY

TOLEDO, OHIO

Price, \$2185




MILBURN LIGHT ELECTRIC BROUGHAM—27-L

COLOR	Milburn blue	REAR TIRES	32 x 4 inches, pneumatic
SEATING CAPACITY	Five	BRAKE SYSTEMS	Expanding on rear wheels; also electric on motor
BODY:		BATTERY	44 cells—11 plate or 40 cells—13 plate (rapid exchange)
LENGTH OVER ALL	138 inches	SPEED	23 miles per hour
WIDTH OVER ALL	66 inches	NO. FORWARD SPEEDS	Five
WHEELBASE	105 inches	NO. REVERSE SPEEDS	Two
GAUGE	56 inches	CONTROL	Lever operated
WHEELS	Wire or wood	STEERING	Lever
FRONT TIRES	32 x 4 inches, pneumatic		

**BAKER R & L
C O M P A N Y**
CLEVELAND, OHIO

Price \$3600
Coach, Rear Drive Only, C-35 . 3500
Coach, Front Drive Only, C-35 . 3500
Brougham, Single Rear Drive, B-26 3350




RAUCH & LANG ELECTRIC—DOUBLE DRIVE—C-35

COLOR	Optional	REAR TIRES	33 x 4½ inches pneumatic, or 36 x 4½ inches cushion
SEATING CAPACITY	Five	BRAKE SYSTEMS	Service brake: expanding on rear wheels; Emergency brake: mechanical (contracting)
BODY:		BATTERY	42 cells, 13 or 15 plate
LENGTH OVER ALL	132½ inches	SPEED	25 miles per hour
WIDTH OVER ALL	64 inches	NO. FORWARD SPEEDS	Six
WHEELBASE	102 inches	NO. REVERSE SPEEDS	Four
GAUGE	56 inches	CONTROL	Side lever
WHEELS	Wire or wood	STEERING	Lever only
FRONT TIRES	33 x 4½ inches pneumatic, or 36 x 4½ inches cushion		

In addition to above specifications, price includes two head lamps, two side lamps, tail lamp, interior dome lamp, autometer, clock, horn and kit of tools

ANDERSON
ELECTRIC CAR
COMPANY
DETROIT
MICHIGAN

Price	\$2940
Five-Passenger Brougham—72-A	3015
Five-Passenger Brougham—73-A	2990
Five-Passenger Brougham—74-A	3040
Four-Passenger Brougham—75-A	2175
Three-Passenger Convertible Roadster—76-A	2175




DETROIT ELECTRIC BROUGHAM—71-A

COLOR	Detroit gray, green, Rolls-Royce, blue, deep maroon or Brewster green	REAR TIRES	34 x 4½ inches, pneumatic, anti-skid
SEATING CAPACITY	Four	BRAKE SYSTEMS	Service brake, expanding on rear wheels; Emergency brake, electric on motor
BODY:		BATTERY	42 cells, 15 plates
LENGTH OVER ALL	142 inches	SPEED	6 to 25 miles per hour
WIDTH OVER ALL	67 inches	NO. FORWARD SPEEDS	Five
WHEELBASE	100 inches	NO. REVERSE SPEEDS	Five
GAUGE	56 inches	CONTROL	Lever operated
WHEELS	Wire	STEERING	Lever
FRONT TIRES	34 x 4½ inches, pneumatic		

WARD MOTOR
VEHICLE
COMPANY

Price Upon Application

MOUNT VERNON
NEW YORK



WARD THREE-AND-ONE-HALF-TON TRUCK—WF

COLOR	Optional	REAR TIRES	40 x 10 inches, solid
CARRYING CAPACITY	7000 pounds	BRAKE SYSTEM	Expanding on rear wheels
BODY:		BATTERY	60 cells G-14 Edison or 42 cells 27 thin plate lead
LENGTH OVER ALL	210 inches	SPEED	Six—seven
WIDTH OVER ALL .	80 inches	NO. FORWARD SPEEDS	Four
WHEELBASE	132 inches	NO. REVERSE SPEEDS	Two
GAUGE	64 $\frac{3}{4}$ inches	CONTROL	Lever operated
WHEELS	Wood	STEERING	Wheel
FRONT TIRES	36 x 6 inches, solid		

ILLUSTRATIONS AND
SPECIFICATIONS
GASOLINE
COMMERICAL
VEHICLES

N. A. C. C. DEFINITION OF STANDARD CHASSIS FOR GASOLINE COMMERCIAL VEHICLES


A STANDARD chassis of a commercial vehicle to be propelled by an internal combustion engine shall consist of an assembly of all essential parts of a truck chassis with protective housings, ready for operation on the road, including, as minimum equipment, a set of tires attached to wheels; driver's seat with padding or cushion on all chassis rated at one-ton capacity or more; front wheel fenders; running board or mounting step; tool compartment; priming coat of lead on all parts to be painted; pair of front lights and one tail lamp; license brackets; warning signal; jack and a set of tools commonly used for making adjustments and minor repairs on the road.

N. A. C. C. DEFINITION OF STANDARD CHASSIS FOR ELECTRIC COMMERCIAL VEHICLES

A STANDARD chassis of a commercial vehicle to be propelled by electricity shall consist of a running gear, motor, battery cradle or box, driving and control mechanism and wiring, with all essential parts, fittings and protective housings thereof, assembled complete ready for operation on the road with the exception of a battery; a priming coat of lead on all parts to be painted; and, as minimum equipment, a set of tires attached to wheels; pair of front lights and one tail lamp, with necessary wiring installed; license brackets; charging plug and cable; odometer; warning signal, and set of tools commonly used for making adjustments and minor repairs on the road.

COMMERCE
MOTOR CAR
COMPANY
DETROIT
MICHIGAN

Price, Chassis	\$1500
With Express Body—EA	1565
With Covered Express—EH	1630
With Stake Body—ES	1655
With Three-Ton Trailer—ET	2405



COMMERCE ONE-TON TRUCK—EA


COLOR	Orange and black	LUBRICATION	Splash with circulating pump
CARRYING CAPACITY	2000 pounds	RADIATOR	Tubular
POSITION OF DRIVER	Left side	COOLING	Thermo-syphon
WHEELBASE	126 inches	IGNITION	High tension magneto
GAUGE	56 inches	STARTING SYSTEM	Two unit
WHEELS	Wood	STARTER OPERATED	Gear to fly wheel
FRONT TIRES	34 x 3 inches, solid	LIGHTING SYSTEM	Electric
REAR TIRES	34 x 4 inches, solid	VOLTAGES	Six
SERVICE BRAKE	Contracting on rear wheels	WIRING SYSTEM	Single
EMERGENCY BRAKE	Expanding on rear wheels	GASOLINE SYSTEM	Vacuum
CYLINDERS	Four	CLUTCH	Cone
HOW ARRANGED	Vertically	TRANSMISSION	Selective sliding
CAST	En bloc	GEAR CHANGES	Three forward, one reverse
HORSEPOWER	22.5 (N.A.C.C. Rating)	DRIVE	Internal gear
BORE AND STROKE	3 3/4 x 5 inches	REAR AXLE	Semi-floating
		STEERING GEAR	Worm and nut

In addition to above specifications, price includes windshield, ammeter, voltmeter, horn, electric lights and spotlight

**D E N B Y
MOTOR TRUCK
C O M P A N Y**

**D E T R O I T
M I C H I G A N**

Price	\$4900
One-Ton, Model 12	1650
Two-Ton, Model 13	2350
Two-and-One-Half-Ton, Model 25	3000
Three-and-One-Half-Ton, Model 27	4150




DENBY FIVE-TON TRUCK—210

COLOR	Lead	HORSEPOWER	32.4 (N.A.C.C. Rating)
CARRYING CAPACITY	10,000 pounds	BORE AND STROKE	4½ x 5½ inches
POSITION OF DRIVER	Left side	LUBRICATION	Splash with circulating pump
WHEELBASE	170 inches	RADIATOR	Tubular
GAUGE	65 inches	COOLING	Water pump
WHEELS	Steel disc	IGNITION	High tension magneto
FRONT TIRES	36 x 6 inches, solid	GASOLINE SYSTEM	Gravity
REAR TIRES	40 x 12 inches, solid	CLUTCH	Dry multiple disc
SERVICE BRAKE	Expanding on rear wheels	TRANSMISSION	Selective sliding
EMERGENCY BRAKE	Expanding on rear wheels	GEAR CHANGES	Four forward, one reverse
CYLINDERS	Four	DRIVE	Plain bevel
HOW ARRANGED	Vertically	REAR AXLE	Internal gear
CAST	In pairs	STEERING GEAR	Screw and nut

**DIAMOND T
MOTOR CAR
COMPANY**

**C H I C A G O
I L L I N O I S**

Price	\$4150
One-Ton—J-5	2125
One-and-One-Half-Ton—J-4	2550
Two-Ton—J-3	2925
Five-Ton—R	4950




DIAMOND T THREE-AND-ONE-HALF-TON TRUCK—LB

COLOR	Gray	CAST	In pairs
CARRYING CAPACITY	7000 pounds	HORSEPOWER	32.4 (N.A.C.C. Rating)
POSITION OF DRIVER	Right side	BORE AND STROKE	4½ x 5½ inches
WHEELBASE	170 or 180 inches	LUBRICATION	Force feed and splash
GAUGE	Front, 62 inches; rear, 66¾ inches	RADIATOR	Tubular
WHEELS	Wood	COOLING	Water pump
FRONT TIRES	36 x 5 inches, solid	GASOLINE SYSTEM	Gravity
REAR TIRES	36 x 5 inches, dual solid	CLUTCH	Dry multiple disc
SERVICE BRAKE	Expanding on rear wheels	TRANSMISSION	Selective sliding
EMERGENCY BRAKE	Expanding on rear wheels	GEAR CHANGES	Four forward, one reverse
CYLINDERS	Four	DRIVE	Worm
HOW ARRANGED	Vertically	REAR AXLE	Full floating
		STEERING GEAR	Worm and gear

**KLEIBER &
COMPANY**

**SAN FRANCISCO
CALIFORNIA**

Price	\$3500
One-Ton	2400
One-and-One-Half-Ton	2650
Two-Ton	2950
Three-and-One-Half-Ton	4100
Five-Ton	5100



KLEIBER TWO-AND-ONE-HALF-TON TRUCK—B


COLOR	Body, Brewster green; running gear, vermilion	HORSEPOWER	32.4 (N.A.C.C. Rating)
CARRYING CAPACITY	5000 pounds	BORE AND STROKE	4½ x 5½ inches
POSITION OF DRIVER	Right side	LUBRICATION	Force feed and splash
WHEELBASE	160 inches	RADIATOR	Tubular
GAUGE	62 inches	COOLING	Water pump
WHEELS	Wood	IGNITION	High tension magneto and storage battery
FRONT TIRES	36 x 4 inches, solid	LIGHTING SYSTEM	Oil
REAR TIRES	36 x 4 inches, dual solid	GASOLINE SYSTEM	Gravity
SERVICE BRAKE	Expanding on rear wheels	CLUTCH	Multiple disc in oil
EMERGENCY BRAKE	Expanding on rear wheels	TRANSMISSION	Selective sliding
CYLINDERS	Four	GEAR CHANGES	Three forward, one reverse
HOW ARRANGED	Vertically	DRIVE	Worm
CAST	In pairs	REAR AXLE	Semi-floating
		STEERING GEAR	Screw and nut

In addition to above specifications, price includes hubometer.

**DORRIS
MOTORCAR
COMPANY**

**ST. LOUIS
MISSOURI**

Price, Chassis, \$2985



DORRIS TWO-TON TRUCK—K-4

COLOR	Lead	HORSEPOWER	28.9 (N.A.C.C. Rating)
CARRYING CAPACITY	4000 pounds	BORE AND STROKE	4¼ x 5½ inches
POSITION OF DRIVER	Left side	LUBRICATION	Full force feed
WHEELBASE	144 inches or 162 inches	RADIATOR	Tubular
GAUGE	58½ inches	COOLING	Water pump
WHEELS	Wood	IGNITION	High tension magneto
FRONT TIRES	36 x 4 inches, single solid	GASOLINE SYSTEM	Gravity
REAR TIRES	36 x 7 inches, single solid	CLUTCH	Dry multiple disc
SERVICE BRAKE	Expanding on rear wheels	TRANSMISSION	Selective sliding
EMERGENCY BRAKE	Expanding on rear wheels	GEAR CHANGES	Four forward, one reverse
CYLINDERS	Four	DRIVE	Worm
HOW ARRANGED	Vertically	REAR AXLE	Full floating
CAST	En bloc	STEERING GEAR	Worm and nut

In addition to above specifications, price includes speedometer, oil side and tail lamps, horn, oil gauge, primer, tools and driver's seat with spring cushion.

FEDERAL
MOTOR TRUCK
COMPANY

DETROIT
MICHIGAN

Price \$2600
One-and-One-Half-Ton, Model T 2350
One-Ton, Model S 1900



FEDERAL TWO-TON TRUCK—UD

COLOR	Lead	CAST	En bloc
CARRYING CAPACITY	4000 pounds	HORSEPOWER	27.2 (N.A.C.C. Rating)
POSITION OF DRIVER.	Left side	BORE AND STROKE	4 $\frac{1}{8}$ x 5 $\frac{1}{4}$ inches
WHEELBASE	156 inches	LUBRICATION	Splash with circulating pump
GAUGE	Front, 58 $\frac{1}{4}$ inches; rear, 61 $\frac{3}{4}$ inches	RADIATOR	Tubular or Cellular
WHEELS	Wood	COOLING	Water pump
FRONT TIRES	36 x 4 inches, single solid	IGNITION	High tension magneto
REAR TIRES	36 x 7 inches, single solid	GASOLINE SYSTEM	Gravity
SERVICE BRAKE	Expanding on rear wheels	CLUTCH	Plate
EMERGENCY BRAKE	Expanding on rear wheels	TRANSMISSION	Selective sliding
CYLINDERS	Four	GEAR CHANGES	Four
HOW ARRANGED	Vertically	DRIVE	Worm
		REAR AXLE	Full floating
		STEERING GEAR	Worm and gear

FEDERAL
MOTOR TRUCK
COMPANY

DETROIT
MICHIGAN

Price \$3350
Five-Ton Model, X 4400




FEDERAL THREE-AND-ONE-HALF-TON TRUCK—WD

COLOR	Lead	HORSEPOWER	32.4 (N.A.C.C. Rating)
CARRYING CAPACITY	7000 pounds	BORE AND STROKE	4½ x 5½ inches
POSITION OF DRIVER	Left side	LUBRICATION	Splash with circulating pump
WHEELBASE	156 inches	RADIATOR	Cellular
GAUGE	Front, 66½ inches; rear, 67¾ inches	COOLING	Water pump
WHEELS	Steel	IGNITION	High tension magneto
FRONT TIRES	36 x 5 inches, single solid	GASOLINE SYSTEM	Gravity
REAR TIRES	36 x 5 inches, dual solid	CLUTCH	Plate
SERVICE BRAKE	Expanding on rear wheels	TRANSMISSION	Selective sliding
EMERGENCY BRAKE	Expanding on rear wheels	GEAR CHANGES	Four
CYLINDERS	Four	DRIVE	Worm
HOW ARRANGED	Vertically	REAR AXLE	Full floating
CAST	In pairs	STEERING GEAR	Worm and gear

**PIERCE-ARROW
MOTOR CAR
COMPANY**

**B U F F A L O
N E W Y O R K**

Price, Chassis, \$3750




PIERCE-ARROW TWO-TON TRUCK—X-4

COLOR	Optional	HORSEPOWER	25.6 (N.A.C.C. Rating)
CARRYING CAPACITY	4000 pounds	BORE AND STROKE	4 x 5½ inches
POSITION OF DRIVER	Right side	LUBRICATION	Force feed
WHEELBASE	150,180 or 126 inches	RADIATOR	Tubular
GAUGE	56 inches	COOLING	Water pump
WHEELS	Wood	IGNITION	High tension magneto and dry battery
FRONT TIRES	36 x 4 inches, single solid	GASOLINE SYSTEM	Gravity
REAR TIRES	36 x 4 inches, dual solid	CLUTCH	Cone
SERVICE BRAKE	Contracting on transmission	TRANSMISSION	Selective sliding
EMERGENCY BRAKE	Expanding on rear wheels	GEAR CHANGES	Four forward, one reverse
CYLINDERS	Four	DRIVE	Worm
HOW ARRANGED	Vertically	REAR AXLE	Full floating
CAST	In pairs	STEERING GEAR	Screw and nut

**PIERCE-ARROW
MOTOR CAR
COMPANY**

**B U F F A L O
N E W Y O R K**

Price, Chassis, \$5500




PIERCE-ARROW FIVE-TON-TRUCK—R-9

COLOR	Optional	HORSEPOWER	38.03 (N.A.C.C. Rating)
CARRYING CAPACITY .	10,000 pounds	BORE AND STROKE . .	4 $\frac{1}{8}$ x 6 inches
POSITION OF DRIVER .	Right side	LUBRICATION	Force feed
WHEELBASE	168, 204 or 132 inches	RADIATOR	Tubular
GAUGE	64 inches	COOLING	Water pump
WHEELS	Wood	IGNITION	High tension magneto and dry batteries
FRONT TIRES	36 x 5 inches, single solid	GASOLINE SYSTEM . .	Gravity
REAR TIRES	40 x 6 inches, dual solid	CLUTCH	Cone
SERVICE BRAKE	Contracting on transmission	TRANSMISSION	Selective sliding
EMERGENCY BRAKE . .	Expanding on rear wheels	GEAR CHANGES . . .	Three forward, one reverse
CYLINDERS	Four	DRIVE	Worm
HOW ARRANGED	Vertically	REAR AXLE	Full floating
CAST	In pairs	STEERING GEAR	Screw and nut

**ATTERBURY
MOTOR CAR
COMPANY**

**B U F F A L O
N E W Y O R K**

Price, Chassis . . . \$2575



ATTERBURY ONE-AND-ONE-HALF-TON TRUCK—7R


COLOR	Battleship Gray	HORSEPOWER	27.23 (N.A.C.C. Rating)
CARRYING CAPACITY .	3000 pounds	BORE AND STROKE . .	4 1/8 x 5 1/2 inches
POSITION OF DRIVER .	Right side	LUBRICATION	Splash with circulating pump
WHEELBASE	140 1/2 inches	RADIATOR	Tubular
GAUGE	Front, 58 inches; rear, 58 1/2 inches	COOLING	Water pump
WHEELS	Wood	IGNITION	High tension magneto
FRONT TIRES	36 x 3 1/2 inches, single solid	GASOLINE SYSTEM . .	Gravity
REAR TIRES	36 x 5 inches, single solid	CLUTCH	Dry multiple disc
SERVICE BRAKE	Expanding on rear wheels	TRANSMISSION	Selective sliding
EMERGENCY BRAKE . .	Expanding on rear wheels	GEAR CHANGES . . .	Four forward, one reverse
CYLINDERS	Four	DRIVE	Worm
HOW ARRANGED	Vertically	REAR AXLE	Full floating
CAST	En bloc	STEERING GEAR	Worm and sector

In addition to above specifications, price includes cab, full set of curtains and complete tool equipment

**ATTERBURY
MOTOR CAR
COMPANY**

**B U F F A L O
N E W Y O R K**

Price Chassis . . . \$2975
Long Chassis . . . 3075



ATTERBURY TWO-TON TRUCK—7C


COLOR	Battleship gray	HORSEPOWER	27.23 (N A.C.C. Rating)
CARRYING CAPACITY	4000 pounds	BORE AND STROKE	4 $\frac{1}{8}$ x 5 $\frac{1}{4}$ inches
POSITION OF DRIVER	Right side	LUBRICATION	Splash with circulating pump
WHEELBASE	153 $\frac{1}{2}$ and 171 $\frac{1}{2}$ inches	RADIATOR	Tubular
GAUGE	Front, 58 inches; rear, 60 $\frac{1}{2}$ inches	COOLING	Water pump
WHEELS	Wood	IGNITION	High tension magneto
FRONT TIRES	36 x 4 inches single solid	GASOLINE SYSTEM	Gravity
REAR TIRES	36 x 4 inches, dual solid	CLUTCH	Dry multiple disc
SERVICE BRAKE	Expanding on rear wheels	TRANSMISSION	Selective sliding
EMERGENCY BRAKE	Expanding on rear wheels	GEAR CHANGES	Four forward, one reverse
CYLINDERS	Four	DRIVE	Worm
HOW ARRANGED	Vertically	REAR AXLE	Full floating
CAST	En bloc	STEERING GEAR	Worm and sector

In addition to above specifications, price includes cab, full set of curtains and complete tool equipment.

**ATTERBURY
MOTOR CAR
COMPANY**

**B U F F A L O
N E W Y O R K**

Price Chassis . . . \$3875
Long Chassis . . . 3975



ATTERBURY THREE-AND-ONE-HALF-TON TRUCK—7D


COLOR	Battleship gray	HORSEPOWER	32.4 (N.A.C.C. Rating)
CARRYING CAPACITY	7000 pounds	BORE AND STROKE	4½ x 5½ inches
POSITION OF DRIVER	Right side	LUBRICATION	Splash with circulating pump
WHEELBASE	167½ or 192 inches	RADIATOR	Tubular
GAUGE	Front, 66 inches; rear, 67½ inches	COOLING	Water pump
WHEELS	Wood	IGNITION	High tension magneto
FRONT TIRES	36 x 5 inches, single solid	GASOLINE SYSTEM	Gravity
REAR TIRES	40 x 5 inches, dual solid	CLUTCH	Dry multiple disc
SERVICE BRAKE	Expanding on rear wheels	TRANSMISSION	Selective sliding
EMERGENCY BRAKE	Expanding on rear wheels	GEAR CHANGES	Four forward, one reverse
CYLINDERS	Four	DRIVE	Worm
HOW ARRANGED	Vertically	REAR AXLE	Full floating
CAST	In pairs	STEERING GEAR	Worm and sector

In addition to above specifications, price includes cab, full set of curtains and complete tool equipment.

**ATTERBURY
MOTOR CAR
COMPANY**

**B U F F A L O
N E W Y O R K**

Price, Chassis . . . \$4975



ATTERBURY FIVE-TON TRUCK—8E


COLOR	Battleship Gray	BORE AND STROKE . . .	4¾ x 6 inches
CARRYING CAPACITY .	10,000 pounds	LUBRICATION	Force feed
POSITION OF DRIVER .	Left side	RADIATOR	Tubular
WHEELBASE	167½ inches	COOLING	Water pump
GAUGE	Front, 64 inches; rear, 69½ inches	IGNITION	High tension magneto and storage battery
WHEELS	Steel	LIGHTING SYSTEM . . .	Electric
FRONT TIRES	36 x 5 inches, single solid	VOLTAGES	Six to eight
REAR TIRES	x 6 inches, dual solid	WIRING SYSTEM	Single
SERVICE BRAKE	Expanding on rear wheels	GASOLINE SYSTEM . . .	Vacuum
EMERGENCY BRAKE . .	Expanding on rear wheels	CLUTCH	Dry multiple disc
CYLINDERS	Four	TRANSMISSION	Selective sliding
HOW ARRANGED	Vertically	GEAR CHANGES	Four forward, one reverse
CAST	In pairs	DRIVE	Worm
HORSEPOWER	36.10 (N.A.C.C. Rating)	REAR AXLE	Full floating
		STEERING GEAR	Worm and sector

In addition to above specifications, price includes cab, full set of curtains and complete tool equipment

**LOCOMOBILE
COMPANY
OF AMERICA**

**BRIDGEPORT
CONNECTICUT**

Price	\$4700
170-Inch Wheelbase	4750
190-Inch Wheelbase	4800




RIKER FOUR-TON TRUCK

COLOR	Lead	HORSEPOWER	28.9 (N.A.C.C. Rating)
CARRYING CAPACITY	8000 pounds	BORE AND STROKE	4¼ x 6 inches
POSITION OF DRIVER	Right side	LUBRICATION	Force feed and splash
WHEELBASE	150, 170 or 190 inches	RADIATOR	Tubular
GAUGE	Front, 60 inches; rear, 66 inches	COOLING	Water pump
WHEELS	Wood	IGNITION	High tension magneto and storage battery
FRONT TIRES	36 x 5 inches, solid	WIRING SYSTEM	Single
REAR TIRES	36 x 5 inches, dual solid	GASOLINE SYSTEM	Gravity
SERVICE BRAKE	Contracting on drive shaft	CLUTCH	Cone
EMERGENCY BRAKE	Expanding on rear wheels	TRANSMISSION	Selective sliding
CYLINDERS	Four	GEAR CHANGES	Four forward, one reverse
HOW ARRANGED	Vertically	DRIVE	Worm
CAST	In pairs	REAR AXLE	Full floating
		STEERING GEAR	Screw and nut

**BROCKWAY
MOTOR TRUCK
COMPANY**

**CORTLAND
NEW YORK**

Price	\$2850
With Open Express Body	3000
With Panel Top Body	3250
With Stake Body	3100
With Covered Express Body	3125
One-and-One-Half-Ton Chassis	2450
Three-and-One-Half-Ton Chassis	3750
Five-Ton Chassis	4850



BROCKWAY TWO-TON TRUCK—K-3


COLOR	Optional	BORE AND STROKE	4½ x 5¼ inches
CARRYING CAPACITY	4000 pounds	LUBRICATION	Force feed and splash
POSITION OF DRIVER	Left side	RADIATOR	Tubular
WHEELBASE	148 inches	COOLING	Water pump
GAUGE	61 inches	IGNITION	High tension magneto
WHEELS	Wood	GASOLINE SYSTEM	Gravity
FRONT TIRES	36 x 4 inches, solid	CLUTCH	Cone
REAR TIRES	36 x 7 inches, solid	TRANSMISSION	Selective sliding
SERVICE BRAKE	Expanding on rear wheels	GEAR CHANGES	Three forward, one reverse
EMERGENCY BRAKE	Expanding on rear wheels	DRIVE	Worm
CYLINDERS	Four	REAR AXLE	Full floating
HOW ARRANGED	Vertically	STEERING GEAR	Worm and wheel
CAST	En bloc		
HORSEPOWER	27.23 (N.A.C.C. Rating)		

**K E L L Y -
SPRINGFIELD
MOTOR TRUCK
C O M P A N Y**

**SPRINGFIELD
O H I O**

Price, K-31 Chassis \$2750

K-32, Worm-Drive, One-and-
One-Half-Ton Chassis 2750



KELLY-SPRINGFIELD ONE-AND-ONE-HALF-TON TRUCK—K-31


COLOR	Optional	HORSEPOWER	22.5 (N.A.C.C. Rating)
CARRYING CAPACITY	3000 pounds	BORE AND STROKE	3¼ x 5¼ inches
POSITION OF DRIVER	Left side	LUBRICATION	Force feed
WHEELBASE	144 inches	RADIATOR	Cellular
GAUGE	Front, 57 inches; rear, 62 inches	COOLING	Water pump
WHEELS	Wood	IGNITION	High tension magneto
FRONT TIRES	36 x 3½ inches, solid	GASOLINE SYSTEM	Gravity
REAR TIRES	36 x 6 inches, solid	CLUTCH	Cone
SERVICE BRAKE	Expanding on rear wheels	TRANSMISSION	Selective sliding
EMERGENCY BRAKE	Expanding on rear wheels	GEAR CHANGES	Three forward, one reverse
CYLINDERS	Four	DRIVE	Double chain
HOW ARRANGED	Vertically	REAR AXLE	Dead; semi-float- ing jack shaft
CAST	En bloc	STEERING GEAR	Worm and gear

In addition to above specifications, price includes driver's seat, two oil dash side lamps and tail lamp, full set of small tools in kit roll, two-ton jack and special wrenches, warning signal and hubodometer.

**K E L L Y -
SPRINGFIELD
MOTOR TRUCK
C O M P A N Y**

**SPRINGFIELD
O H I O**

Price, K-35 Chassis \$3250
K-36, Worm-Drive, Two-and-
One-Half-Ton Chassis 3250



KELLY-SPRINGFIELD TWO-AND-ONE-HALF-TON TRUCK—K-35


COLOR	Optional	CAST	En bloc
CARRYING CAPACITY	5000 pounds	HORSEPOWER	22.5 (N.A.C.C. Rating)
POSITION OF DRIVER	Left side	BORE AND STROKE	3¼ x 5¼ inches
WHEELBASE	144 inches	LUBRICATION	Force feed
GAUGE	Front, 59 inches; rear, 64¾ inches	RADIATOR	Cellular
WHEELS	Wood	COOLING	Water pump
FRONT TIRES	36 x 4 inches, solid	IGNITION	High tension magneto
REAR TIRES	36 x 4 inches, dual solid	GASOLINE SYSTEM	Gravity
SERVICE BRAKE	Expanding on rear wheels	CLUTCH	Cone
EMERGENCY BRAKE	Expanding on rear wheels	TRANSMISSION	Selective sliding
CYLINDERS	Four	GEAR CHANGES	Three forward, one reverse
ARRANGED	Vertically	DRIVE	Double chain
		REAR AXLE	Dead; semi-float- ing jack shaft
		STEERING GEAR	Worm and gear

In addition to above specifications, price includes driver's seat, two oil dash side lamps and tail lamp, full set of small tools in kit roll, two-ton jack and special wrenches, warning signal and hubodometer.

**K E L L Y -
SPRINGFIELD
MOTOR TRUCK
C O M P A N Y**

**SPRINGFIELD
O H I O**

Price, K-40 Chassis	\$4250
K-40, with 112 Cu. Ft. Coal Dump Body and Hydraulic Hoist and Cab Top	4900
K-45, Chain Drive, Four-Ton Chassis	4400



KELLY-SPRINGFIELD THREE-AND-ONE-HALF-TON TRUCK—K-40


COLOR	Optional	HORSEPOWER	32.4 (N.A.C.C. Rating)
CARRYING CAPACITY	7000 pounds	BORE AND STROKE	4½ x 6½ inches
POSITION OF DRIVER	Left side	LUBRICATION	Force feed
WHEELBASE	150 inches	RADIATOR	Cellular
GAUGE	Front, 70 inches; rear, 73¾ inches	COOLING	Water pump
WHEELS	Wood	IGNITION	High tension magneto
FRONT TIRES	36 x 5 inches, solid	GASOLINE SYSTEM	Gravity
REAR TIRES	40 x 5 inches, dual solid	CLUTCH	Cone
SERVICE BRAKE	Expanding on rear wheels	TRANSMISSION	Selective sliding
EMERGENCY BRAKE	Expanding on rear wheels	GEAR CHANGES	Three forward, one reverse
CYLINDERS	Four	DRIVE	Double chain
HOW ARRANGED	Vertically	REAR AXLE	Dead; semi-float- ing jack shaft
CAST	In pairs	STEERING GEAR	Worm and gear

In addition to above specifications, price includes driver's seat, two oil dash side lamps and tail lamp, full set of small tools in kit roll, five-ton jack and special wrenches, warning signal and hubodometer registering forward and reverse.

**K E L L Y -
SPRINGFIELD
MOTOR TRUCK
C O M P A N Y**

**SPRINGFIELD
O H I O**

Price, K-50 Chassis \$4900
K-60, Chain Drive, Six-Ton
Chassis 5200




KELLY-SPRINGFIELD FIVE-TON TRUCK—K-50

COLOR	Optional	HORSEPOWER	32.4 (N.A.C.C. Rating)
CARRYING CAPACITY	10,000 pounds	BORE AND STROKE	4½ x 6½ inches
POSITION OF DRIVER	Left side	LUBRICATION	Force feed
WHEELBASE	150 inches	RADIATOR	Cellular
GAUGE	Front, 70 inches; rear, 75¼ inches	COOLING	Water pump
WHEELS	Wood	IGNITION	High tension magneto
FRONT TIRES	36 x 6 inches, solid	GASOLINE SYSTEM	Gravity
REAR TIRES	40 x 6 inches, dual solid	CLUTCH	Cone
SERVICE BRAKE	Expanding on rear wheels	TRANSMISSION	Selective sliding
EMERGENCY BRAKE	Expanding on rear wheels	GEAR CHANGES	Three forward, one reverse
CYLINDERS	Four	DRIVE	Double chain
HOW ARRANGED	Vertically	REAR AXLE	Dead; semi-float- ing jack shaft
CAST	In pairs	STEERING GEAR	Worm and gear

In addition to above specifications, price includes driver's seat, two oil dash side lamps and tail lamp, full set of small tools in kit roll, five-ton jack and special wrenches, warning signal and hubodometer registering forward and reverse.

**VELIE MOTORS
CORPORATION**
MOLINE, ILLINOIS

Price, Chassis \$3900
 One-and-One-Half to Two-Ton . 2950
 Special Ambulance Chassis } Prices
 Fire Department Chassis } Upon Ap-
 Farm Truck } plication



VELIE THREE-AND-ONE-HALF-TON TRUCK—26-B


COLOR	Lead	CAST	In pairs
CARRYING CAPACITY	7000 pounds	HORSEPOWER	32.4 (N.A.C.C. Rating)
POSITION OF DRIVER	Left side	BORE AND STROKE	4½ x 5½ inches
WHEELBASE	148 or 172 inches	LUBRICATION	Pump over and splash
GAUGE	Front, 62 inches; rear, 64 inches	RADIATOR	Tubular
WHEELS	Wood	COOLING	Water pump
FRONT TIRES	36 x 5 inches, single solid	IGNITION	High tension magneto
REAR TIRES	36 x 5 inches, dual solid	GASOLINE SYSTEM	Vacuum
SERVICE BRAKE	Expanding on rear wheels	CLUTCH	Dry multiple disc
EMERGENCY BRAKE	Expanding on rear wheels	TRANSMISSION	Selective sliding
CYLINDERS	Four	GEAR CHANGES	Four forward, one reverse
HOW ARRANGED	Vertically	DRIVE	Worm
		REAR AXLE	Full floating
		STEERING GEAR	Worm and gear

In addition to above specifications, price includes top, seat, odometer, lamps, tools and horn.

**D O D G E
B R O T H E R S**

**D E T R O I T
M I C H I G A N**

Price \$1085
Screen Side Delivery 1085



DODGE BROTHERS FULL PANEL DELIVERY


COLOR	Body and running gear, black; wheels, blue	BORE AND STROKE	3 $\frac{7}{8}$ x 4 $\frac{1}{2}$ inches
CARRYING CAPACITY	1000 pounds	LUBRICATION	Splash with circulating pump
POSITION OF DRIVER	Left side	RADIATOR	Tubular
WHEELBASE	114 inches	COOLING	Water pump
GAUGE	56 inches	IGNITION	Storage battery
WHEELS	Wood	STARTING SYSTEM	Single unit
FRONT TIRES	33 x 4 inches,	STARTER OPERATED	Chain to crank shaft
REAR TIRES	33 x 4 inches, anti-skid	LIGHTING SYSTEM	Electric
SERVICE BRAKE	Contracting on rear wheels	VOLTAGES	Twelve
EMERGENCY BRAKE	Expanding on rear wheels	WIRING SYSTEM	Single
CYLINDERS	Four	GASOLINE SYSTEM	Vacuum
HOW ARRANGED	Vertically	CLUTCH	Dry multiple disc
CAST	En bloc	TRANSMISSION	Selective sliding
HORSEPOWER	24.03 (N.A.C.C. Rating)	GEAR CHANGES	Three forward, one reverse
		DRIVE	Spiral bevel
		REAR AXLE	Full floating
		STEERING GEAR	Worm and gear

In addition to above specifications, price includes windshield, speedometer, ammeter, electric horn and demountable rims.

**KISSEL MOTOR
CAR COMPANY**

Price Upon Application

**HARTFORD
WISCONSIN**



KISSEL GENERAL UTILITY TRUCK


COLOR	Gray lead	HORSEPOWER	24.03 (N.A.C.C. Rating)
CARRYING CAPACITY	3000 pounds	BORE AND STROKE	3 $\frac{7}{8}$ x 5 $\frac{1}{2}$ inches
POSITION OF DRIVER	Left side	LUBRICATION	Splash with circulating pump
WHEELBASE	152 inches	RADIATOR	Cellular
GAUGE	57 $\frac{1}{4}$ inches, rear	COOLING	Water pump
WHEELS	Wood	IGNITION	High tension magneto
FRONT TIRES	34 x 3 $\frac{1}{2}$ inches, single solid	LIGHTING SYSTEM	Oil
REAR TIRES	34 x 5 inches, single solid	GASOLINE SYSTEM	Vacuum
SERVICE BRAKE	Expanding on rear wheels	CLUTCH	Dry multiple disc
EMERGENCY BRAKE	Expanding on rear wheels	TRANSMISSION	Selective sliding
CYLINDERS	Four	GEAR CHANGES	Three forward, one reverse
HOW ARRANGED	Vertically	DRIVE	Worm
CAST	Four en bloc	REAR AXLE	Semi-floating
		STEERING GEAR	Screw and split nut

In addition to above specifications, price includes all year open cab, horn, lamps, jack and tools.

**KISSEL MOTOR
CAR COMPANY**

**HARTFORD
WISCONSIN**

Price Upon Application



KISSEL FREIGHTER TRUCK


COLOR	Gray lead	HORSEPOWER	28.9 (N.A.C.C. Rating)
CARRYING CAPACITY	4000 pounds	BORE AND STROKE	4¼ x 5½ inches
POSITION OF DRIVER	Left side	LUBRICATION	Splash with circulating pump
WHEELBASE	168 inches	RADIATOR	Cellular
GAUGE	57¼ inches, rear	COOLING	Water pump
WHEELS	Wood	IGNITION	High tension magneto
FRONT TIRES	34 x 4 inches, single solid	LIGHTING SYSTEM	Oil
REAR TIRES	36 x 7 inches, single solid	GASOLINE SYSTEM	Vacuum
SERVICE BRAKE	Expanding on rear wheels	CLUTCH	Dry multiple disc
EMERGENCY BRAKE	Expanding on rear wheels	TRANSMISSION	Selective sliding
CYLINDERS	Four	GEAR CHANGES	Four forward, one reverse
HOW ARRANGED	Vertically	DRIVE	Worm
CAST	Four en bloc	REAR AXLE	Full floating
		STEERING GEAR	Screw and split nut

In addition to above specifications, price includes all year open cab, top, horn, lamps, jack, bumper and tools.

**KISSEL MOTOR
CAR COMPANY**

**HARTFORD
WISCONSIN**

Price Upon Application



KISSEL HEAVY-DUTY TRUCK


COLOR	Gray lead	HORSEPOWER	28.9 (N.A.C.C. Rating)
CARRYING CAPACITY	7000 pounds	BORE AND STROKE	4 $\frac{1}{4}$ x 5 $\frac{1}{2}$ inches
POSITION OF DRIVER	Left side	LUBRICATION	Splash with circulating pump
WHEELBASE	168 inches	RADIATOR	Cellular
GAUGE	66 inches	COOLING	Water pump
WHEELS	Wood	IGNITION	High tension magneto
FRONT TIRES	36 x 5 inches, single solid	LIGHTING SYSTEM	Oil
REAR TIRES	36 x 5 inches, dual solid	GASOLINE SYSTEM	Vacuum
SERVICE BRAKE	Expanding on rear wheels	CLUTCH	Dry multiple disc
EMERGENCY BRAKE	Expanding on rear wheels	TRANSMISSION	Selective sliding
CYLINDERS	Four	GEAR CHANGES	Four forward, one reverse
HOW ARRANGED	Vertically	DRIVE	Worm
CAST	Four en bloc	REAR AXLE	Semi-floating
		STEERING GEAR	Worm and nut

In addition to above specifications, price includes all year open cab, lamps, bumper, horn, jack and tools.

**PEERLESS
MOTOR CAR
COMPANY**

CLEVELAND, OHIO

Price \$4700
 Four-Ton 4150
 Three-Ton 4125



PEERLESS FIVE-TON TRUCK—TC-5


COLOR	Lead	HORSEPOWER	32.4 (N.A.C.C. Rating)
CARRYING CAPACITY	10,000 pounds	BORE AND STROKE	4½ x 6½ inches
POSITION OF DRIVER	Right side	LUBRICATION	Splash with circulating pump
WHEELBASE	151 inches	RADIATOR	Tubular
GAUGE	73½ inches	COOLING	Water pump
WHEELS	Wood	IGNITION	High tension magneto and storage battery
FRONT TIRES	38 x 6 inches single solid	GASOLINE SYSTEM	Gravity
REAR TIRES	42 x 6 inches, dual solid	CLUTCH	Cone
SERVICE BRAKE	Contracting on jack shaft	TRANSMISSION	Selective sliding
EMERGENCY BRAKE	Expanding on rear wheels	GEAR CHANGES	Four forward, one reverse
CYLINDERS	Four	DRIVE	Double chain
HOW ARRANGED	Vertically	REAR AXLE	Dead axle
CAST	In pairs	STEERING GEAR	Worm and gear

**I N T E R -
N A T I O N A L
M O T O R
C O M P A N Y**

WEST END AVENUE
AND 64th STREET
NEW YORK, N. Y.

One-Ton
One-and-One-Half-Ton
Two-Ton
Two-and-One-Half-Ton
Three-and-One-Half-Ton
Five-and-One-Half-Ton
Seven-and-One-Half-Ton

} Prices
Upon
Applica-
tion




MACK FIVE-AND-ONE-HALF-TON TRUCK—AC

COLOR	Lead	CAST.	In pairs
CARRYING CAPACITY	11,000 pounds	HORSEPOWER	40 (N.A.C.C. Rating)
POSITION OF DRIVER	Left side	BORE AND STROKE	5 x 6 inches
WHEELBASE	156, 168 and 180 inches	LUBRICATION	Splash with circ- ulating pump
GAUGE	Front, 68 inches; rear, 74½ inches	RADIATOR	Tubular
WHEELS	Wood	COOLING	Water pump
FRONT TIRES	36 x 6 inches, single solid	IGNITION	High tension magneto
REAR TIRES	40 x 6 inches, dual solid or block	GASOLINE SYSTEM	Gravity
SERVICE BRAKE	Contracting on jack shaft	CLUTCH	Dry plate
EMERGENCY BRAKE	Expanding on rear wheels	TRANSMISSION	Selective sliding
CYLINDERS	Four	GEAR CHANGES	Three forward, one reverse
HOW ARRANGED	Vertically	DRIVE	Double chain
		REAR AXLE	Dead
		STEERING GEAR	Worm and gear

**INTERNATIONAL
MOTOR
COMPANY**

WEST END AVENUE
AND 64th STREET
NEW YORK, N. Y.

Five-Ton } Prices Upon
Six-and-One-Half-Ton } Application




SAURER FIVE-TON TRUCK—L

COLOR	Lead	HORSEPOWER	29.75 (N.A.C.C. Rating)
CARRYING CAPACITY	10,000 pounds	BORE AND STROKE	4 ⁵ / ₁₆ x 5 ¹ / ₂ inches
POSITION OF DRIVER	Right side	LUBRICATION	Full splash with mechanical oiler
WHEELBASE	153 ¹ / ₂ inches	RADIATOR	Cellular
GAUGE	66 ¹ / ₄ inches	COOLING	Water pump
WHEELS	Wood	IGNITION	High tension magneto
FRONT TIRES	36 x 5 inches, single solid	GASOLINE SYSTEM	Pressure
REAR TIRES	42 x 5 inches, dual solid	CLUTCH	Cone
SERVICE BRAKE	Contracting on differential	TRANSMISSION	Selective sliding
EMERGENCY BRAKE	Expanding on rear wheels	GEAR CHANGES	Four forward, one reverse
CYLINDERS	Four	DRIVE	Double chain
HOW ARRANGED	Vertically	REAR AXLE	Dead
CAST	In pairs	STEERING GEAR	Worm and sector

A C M E
 MOTOR TRUCK
 COMPANY
 C A D I L L A C
 M I C H I G A N

Stake }
 Express } Prices Upon
 Steel Dump } Application
 Lumber and Other
 Special Body
 Designs }




ACME TWO-TON TRUCK—A

COLOR	Gray prime	HORSEPOWER	27.23 (N.A.C.C. Rating)
CARRYING CAPACITY	4000 pounds	BORE AND STROKE	4 $\frac{1}{8}$ x 5 $\frac{1}{4}$ inches
POSITION OF DRIVER	Left side	LUBRICATION	Force feed and splash
WHEELBASE	148 inches	RADIATOR	Tubular
GAUGE	58 $\frac{1}{2}$ inches	COOLING	Water pump
WHEELS	Wood	IGNITION	High tension magneto
FRONT TIRES	36 x 4 inches, single solid	GASOLINE SYSTEM	Vacuum
REAR TIRES	36 x 7 inches, dual solid	CLUTCH	Dry plate
SERVICE BRAKE	Expanding on rear wheels	TRANSMISSION	Selective dog clutch type
EMERGENCY BRAKE	Expanding on rear wheels	GEAR CHANGES	Three forward, one reverse
CYLINDERS	Four	DRIVE	Worm
HOW ARRANGED	Vertically	REAR AXLE	Full floating
CAST	En bloc	STEERING GEAR	Screw and nut

**A C M E
MOTOR TRUCK
C O M P A N Y**

**C A D I L L A C
M I C H I G A N**

One-Ton
Two-Ton
Three-and-one-half-Ton } Prices Upon
Five-Ton } Application




ACME FIVE-TON TRUCK—E

COLOR	Gray prime	CAST	In pairs
CARRYING CAPACITY	10,000 pounds	HORSEPOWER	36.1 (N.A.C.C. Rating)
POSITION OF DRIVER	Left side	BORE AND STROKE	4 $\frac{3}{4}$ x 6 inches
WHEELBASE	180 inches	LUBRICATION	Full force feed
GAUGE	Front, 68 $\frac{3}{8}$ inches; rear, 69 $\frac{1}{2}$ inches	RADIATOR	Tubular
WHEELS	Steel	COOLING	Water pump
FRONT TIRES	36 x 6 inches, single solid	IGNITION	High tension magneto
REAR TIRES	40 x 6 inches, dual solid	GASOLINE SYSTEM	Vacuum
SERVICE BRAKE	Expanding on rear wheels	CLUTCH	Single dry plate
EMERGENCY BRAKE	Expanding on rear wheels	TRANSMISSION	Selective dog clutch type
CYLINDERS	Four	GEAR CHANGES	Three forward, one reverse
HOW ARRANGED	Vertically	DRIVE	Worm
		REAR AXLE	Full floating
		STEERING GEAR	Screw and nut

S E R V I C E
M O T O R T R U C K
C O M P A N Y

W A B A S H
I N D I A N A

Price \$3000
Three-and-One-Half Ton, 71 . . . 3900



S E R V I C E T W O - T O N T R U C K — 4 1

COLOR	Battleship gray	HORSEPOWER	28.9 (N.A.C.C. Rating)
CARRYING CAPACITY	4000 pounds	BORE AND STROKE	4¼ x 5½ inches
POSITION OF DRIVER	Left side	LUBRICATION	Force feed
WHEELBASE	160 inches	RADIATOR	Tubular
GAUGE	58½ inches	COOLING	Water pump
WHEELS	Wood	IGNITION	High tension magneto
FRONT TIRES	36 x 4 inches solid	LIGHTING SYSTEM	Gas
REAR TIRES	36 x 7 inches, single solid or 36 x 4 inches, dual solid	GASOLINE SYSTEM	Gravity
SERVICE BRAKE	Expanding on rear wheels	CLUTCH	Dry plate
EMERGENCY BRAKE	Expanding on rear wheels	TRANSMISSION	Selective sliding
CYLINDERS	Four	GEAR CHANGES	Four forward, one reverse
HOW ARRANGED	Vertically	DRIVE	Worm
CAST	En bloc	REAR AXLE	Full floating
		STEERING GEAR	Worm and nut


S E R V I C E
M O T O R T R U C K
C O M P A N Y

W A B A S H
I N D I A N A

Price \$5000

Three-and-One-Half Ton

Special, 76 4200




S E R V I C E F I V E - T O N T R U C K — 1 0 1

COLOR	Battleship gray	HORSEPOWER	32.4 (N.A.C.C. Rating)
CARRYING CAPACITY	10,000 pounds	BORE AND STROKE	4½ x 6 inches
POSITION OF DRIVER	Left side	LUBRICATION	Force feed
WHEELBASE	171½ inches	RADIATOR	Tubular
GAUGE	69 inches	COOLING	Water pump
WHEELS	Steel	IGNITION	High tension magneto
FRONT TIRES	36 x 6 inches, solid	LIGHTING SYSTEM	Gas
REAR TIRES	40 x 6 inches, dual solid	GASOLINE SYSTEM	Gravity
SERVICE BRAKE	Expanding on rear wheels	CLUTCH	Dry multiple disc
EMERGENCY BRAKE	Expanding on rear wheels	TRANSMISSION	Selective sliding
CYLINDERS	Four	GEAR CHANGES	Four forward, one reverse
HOW ARRANGED	Vertically	DRIVE	Worm
CAST	En bloc	REAR AXLE	Full floating
		STEERING GEAR	Worm and nut

**STANDARD
MOTOR TRUCK
COMPANY**

**DETROIT
MICHIGAN**

Price	\$3675
Three-and-One-half Ton-Stake Body Cab, Top and Windshield —66	3905
Two-Ton—76	2800
Two-Ton Stake Body Cab, Top and Windshield—76	3005
Five-Ton—86	4650
Five-Ton Stake Body Cab and Windshield—86	4905




STANDARD THREE-AND-ONE-HALF-TON TRUCK—66

*COLOR	Lead	HORSEPOWER	32.4 (N.A.C.C. Rating)
CARRYING CAPACITY	7000 pounds	BORE AND STROKE	4½ x 5½ inches
POSITION OF DRIVER	Left side	LUBRICATION	Splash with circulating pump
WHEELBASE	160 inches	RADIATOR	Tubular
GAUGE	67 inches	COOLING	Water pump
WHEELS	Wood	GASOLINE SYSTEM	Vacuum
FRONT TIRES	36 x 5 inches, solid	CLUTCH	Dry plate, multiple disc
REAR TIRES	36 x 5 inches, dual solid	TRANSMISSION	Selective sliding
SERVICE BRAKE	Expanding on rear wheels	GEAR CHANGES	Four forward, one reverse
EMERGENCY BRAKE	Expanding on rear wheels	DRIVE	Worm
CYLINDERS	Four	REAR AXLE	Full floating
HOW ARRANGED	Vertically	STEERING GEAR	Worm and gear
CAST	In pairs		

**W A L T E R
M O T O R T R U C K
C O M P A N Y**

110 WEST END AVE.
NEW YORK, N. Y.

Price, Chassis \$5750
Six-Ton Four-Wheel-Drive 5850
Seven-and-One-Half-Ton Four-
Wheel-Drive 6000



WALTER FOUR-WHEEL-DRIVE FIVE-TON TRUCK


COLOR	Lead	CAST	In pairs
CARRYING CAPACITY.	10,000 pounds	HORSEPOWER	32.4 (N.A.C.C. Rating)
POSITION OF DRIVER	Left side	BORE AND STROKE	4½ x 6½ inches
WHEELBASE	140 inches	LUBRICATION	Force feed with circulating pump
GAUGE	Front, 64 inches; rear, 67½ inches	RADIATOR	Tubular
WHEELS	Cast steel	COOLING	Water pump
FRONT TIRES	40 x 6 inches, single solid	IGNITION	High tension magneto
REAR TIRES	40 x 10 inches, single solid	GASOLINE SYSTEM	Gravity
SERVICE BRAKE	Contracting on transmission shaft	CLUTCH	Dry plate multiple disc
EMERGENCY BRAKE	Contracting on rear wheels	TRANSMISSION	Selective sliding
CYLINDERS	Four	GEAR CHANGES	Four forward, one reverse
HOW ARRANGED	Vertically	DRIVE	Spur gear to wheels
		REAR AXLE	Dead
		STEERING GEAR	Worm and gear

In addition to above specifications, price includes cab, self-starter and electric lighting.

VIM MOTOR
TRUCK
COMPANY

PHILADELPHIA
PENNSYLVANIA

Price, Chassis	\$945
Model "P"	1045
Model "D"	1085
Model "S"	1125
Model "M"	1195
One-Ton Chassis	2195
Two-Ton Chassis	3150
Three-Ton Chassis	3950
Model "H"	1045
Model "B"	1085
Model "A"	1125
Model "G"	1165
Model "T"	1585
Model "U"	1475
Model "J"	1350
Model "K"	1875




VIM ONE-HALF-TON TRUCK—C

COLOR	Chassis, black; wheels, red	BORE AND STROKE	3 x 4½ inches
CARRYING CAPACITY	1000 pounds	LUBRICATION	Splash with circulating pump
POSITION OF DRIVER	Left side	RADIATOR	Tubular
WHEELBASE	108 inches	COOLING	Thermo-syphon
GAUGE	56 inches	IGNITION	High tension magneto
WHEELS	Wood	LIGHTING SYSTEM	Electric
FRONT TIRES	31 x 4 inches	VOLTAGES	Six to eight
REAR TIRES	31 x 4 inches, anti-skid	WIRING SYSTEM	Single
SERVICE BRAKE	Contracting on rear wheels	GASOLINE SYSTEM	Gravity
EMERGENCY BRAKE	Expanding on rear wheels	CLUTCH	Cone
CYLINDERS	Four	TRANSMISSION	Selective sliding
HOW ARRANGED	Vertically	GEAR CHANGES	Three forward, one reverse
CAST	En bloc	DRIVE	Plain bevel
HORSEPOWER	14.4 (N.A.C.C. Rating)	REAR AXLE	Semi-floating
		STEERING GEAR	Worm and nut

In addition to above specifications, price includes windshield, dash, hand horn, demountable rims and front fenders.

GENERAL
MOTORS
TRUCK
COMPANY

Price, \$4500




G M C FIVE-TON TRUCK—101-A

COLOR	Gray lead	HORSEPOWER	32.4 (N.A.C.C. Rating)
CARRYING CAPACITY	10,000 pounds	BORE AND STROKE	4½ x 5½ inches
POSITION OF DRIVER	Left side	LUBRICATION	Splash with circulating pump
WHEELBASE	163 inches	RADIATOR	Tubular
GAUGE	Front, 71¾ inches; rear, 69½ inches	COOLING	Water pump
WHEELS	Cast steel	IGNITION	High tension magneto
FRONT TIRES	36 x 6 inches, single solid	GASOLINE SYSTEM	Gravity
REAR TIRES	40 x 6 inches, dual solid	CLUTCH	Dry multiple disc
SERVICE BRAKE	Expanding on rear axle	TRANSMISSION	Selective sliding
EMERGENCY BRAKE	Expanding on rear axle	GEAR CHANGES	Four forward, one reverse
CYLINDERS	Four	DRIVE	Worm
HOW ARRANGED	Vertically	REAR AXLE	Full floating
CAST	Pairs	STEERING GEAR	Screw and nut

**G. A. SCHACHT
MOTOR TRUCK
C O M P A N Y**

**C I N C I N N A T I
O H I O**


Chassis	\$3950
Two-and-one-half-ton	3500
Two-ton	3150



SCHACHT THREE-AND-ONE-HALF-TON TRUCK

COLOR	Lead	CAST	En bloc
CARRYING CAPACITY	7000 pounds	HORSEPOWER	28.9 (N.A.C.C. Rating)
POSITION OF DRIVER	Left side	BORE AND STROKE	4¼ x 5½ inches
WHEELBASE	168 inches	LUBRICATION	Full force feed
GAUGE	Front, 62 inches; rear, 64 inches	RADIATOR	Tubular
WHEELS	Wood	COOLING	Water pump
FRONT TIRES	36 x 5 inches, single solid	GASOLINE SYSTEM	Gravity
REAR TIRES	36 x 5 inches, dual solid	CLUTCH	Cone
SERVICE BRAKE	Contracting on propeller shaft	TRANSMISSION	Selective sliding
EMERGENCY BRAKE	Expanding on rear wheels	GEAR CHANGES	Three forward, one reverse
CYLINDERS	Four	DRIVE	Worm
HOW ARRANGED	Vertically	REAR AXLE	Live axle, full floating
		STEERING GEAR	Worm and gear

In addition to above specifications, price includes open seat, two side lamps, tail lamp, hubodometer, horn, tool box, jack and tools.



SCHACHT FIVE-TON TRUCK


COLOR	Lead	HORSEPOWER	28.9 (N.A.C.C. Rating)
CARRYING CAPACITY	10,000 pounds	BORE AND STROKE	4¼ x 5½ inches
POSITION OF DRIVER	Left side	LUBRICATION	Full force feed
WHEELBASE	168 inches	RADIATOR	Tubular
GAUGE	Front, 64 inches; rear, 66 inches	COOLING	Water pump
WHEELS	Wood	IGNITION	High tension magneto
FRONT TIRES	36 x 5 inches, single solid	LIGHTING SYSTEM	Gas
REAR TIRES	40 x 6 inches, dual solid	GASOLINE SYSTEM	Gravity
SERVICE BRAKE	Contracting on propeller shaft	CLUTCH	Cone
EMERGENCY BRAKE	Expanding on rear wheels	TRANSMISSION	Selective sliding
CYLINDERS	Four	GEAR CHANGES	Three forward, one reverse
HOW ARRANGED	Vertically	DRIVE	Worm
CAST	En bloc	REAR AXLE	Live axle, full floating
		STEERING GEAR	Worm and gear

In addition to above specifications, price includes open seat, two side lamps, tail lamp, horn, hubodometer, tool box, jack and tools.

**I N T E R -
N A T I O N A L
H A R V E S T E R
C O M P A N Y**

**C H I C A G O
I L L I N O I S**

Price, Chassis, \$1550




INTERNATIONAL THREE-QUARTER-TON TRUCK—H

COLOR	Red	LUBRICATION	Splash with circulating pump
CARRYING CAPACITY	1500 pounds	RADIATOR	Tubular
POSITION OF DRIVER	Left side	COOLING	Water pump
WHEELBASE	115 inches	IGNITION	High tension magneto
GAUGE	56 inches	LIGHTING SYSTEM	Gas
WHEELS	Wood	WIRING SYSTEM	Single
FRONT TIRES	36 x 3 inches, solid	GASOLINE SYSTEM	Gravity
REAR TIRES	36 x 3½ inches, solid	CLUTCH	Dry multiple disc
SERVICE BRAKE	Expanding on rear wheels	TRANSMISSION	Selective sliding
EMERGENCY BRAKE	Expanding on rear wheels	GEAR CHANGES	Three forward, one reverse
CYLINDERS	Four	DRIVE	Internal gear drive
HOW ARRANGED	Vertically	REAR AXLE	Live axle for transmitting power; dead axle for carrying load
CAST	En bloc	STEERING GEAR	Worm and nut
HORSEPOWER	19.6 (N.A.C.C. Rating)		
BORE AND STROKE	3½ x 5¼ inches		

**I N T E R -
N A T I O N A L
H A R V E S T E R
C O M P A N Y**

**C H I C A G O
I L L I N O I S**

Price, Chassis only \$1850
Chassis only, 146-inch Wheelbase 1900




INTERNATIONAL ONE-TON TRUCK—F

COLOR	Red	LUBRICATION	Splash with circulating pump
CARRYING CAPACITY	2000 pounds	RADIATOR	Tubular
POSITION OF DRIVER	Left side	COOLING	Water pump
WHEELBASE	128 inches	IGNITION	High tension magneto
GAUGE	56 inches	LIGHTING SYSTEM	Gas
WHEELS	Wood	WIRING SYSTEM	Single
FRONT TIRES	36 x 3½ inches, solid	GASOLINE SYSTEM	Gravity
REAR TIRES	36 x 4 inches, solid	CLUTCH	Dry multiple disc
SERVICE BRAKE	Expanding on rear wheels	TRANSMISSION	Selective sliding
EMERGENCY BRAKE	Expanding on rear wheels	GEAR CHANGES	Three forward, one reverse
CYLINDERS	Four	DRIVE	Internal gear drive
HOW ARRANGED	Vertically	REAR AXLE	Live axle for transmitting power; dead axle for carrying load
CAST	En bloc	STEERING GEAR	Worm and nut
HORSEPOWER	19.6 (N.A.C.C. Rating)		
BORE AND STROKE	3½ x 5¼ inches		

INTERNATIONAL
HARVESTER
COMPANY
CHICAGO
ILLINOIS

Price, Chassis only \$2200
Chassis only, 146-inch Wheelbase 2250




INTERNATIONAL ONE-AND-ONE-HALF-TON TRUCK—K

COLOR	Red	LUBRICATION	Splash with circulating pump
CARRYING CAPACITY	3000 pounds	RADIATOR	Tubular
POSITION OF DRIVER	Left side	COOLING	Water pump
WHEELBASE	128 inches	IGNITION	High tension magneto
GAUGE	61 inches	LIGHTING SYSTEM	Gas
WHEELS	Wood	WIRING SYSTEM	Single
FRONT TIRES	36 x 3½ inches, solid	GASOLINE SYSTEM	Gravity
REAR TIRES	36 x 5 inches, solid	CLUTCH	Dry multiple disc
SERVICE BRAKE	Expanding on rear wheels	TRANSMISSION	Selective sliding
EMERGENCY BRAKE	Expanding on rear wheels	GEAR CHANGES	Three forward, one reverse
CYLINDERS	Four	DRIVE	Internal gear drive
HOW ARRANGED	Vertically	REAR AXLE	Live axle for transmitting power; dead axle for carrying load
CAST	En bloc	STEERING GEAR	Worm and nut
HORSEPOWER	19.6 (N.A.C.C. Rating)		
BORE AND STROKE	3½ x 5¼ inches		

**I N T E R -
N A T I O N A L
H A R V E S T E R
C O M P A N Y**


**C H I C A G O
I L L I N O I S**

Price, Chassis only \$2600
Chassis only, 160-inch Wheelbase 2650



INTERNATIONAL TWO-TON TRUCK—G

COLOR	Red	LUBRICATION	Splash with circulating pump
CARRYING CAPACITY	4000 pounds	RADIATOR	Tubular
POSITION OF DRIVER	Left side	COOLING	Thermo-syphon
WHEELBASE	135 inches	IGNITION	High tension magneto
GAUGE	Front, 58 inches; rear, 62 inches	LIGHTING SYSTEM	Gas
WHEELS	Wood	WIRING SYSTEM	Single
FRONT TIRES	36 x 4 inches, solid	GASOLINE SYSTEM	Vacuum
REAR TIRES	36 x 6 inches, solid	CLUTCH	Dry multiple disc
SERVICE BRAKE	Expanding on rear wheels	TRANSMISSION	Selective sliding
EMERGENCY BRAKE	Expanding on rear wheels	GEAR CHANGES	Three forward, one reverse
CYLINDERS	Four	DRIVE	Internal gear drive
HOW ARRANGED	Vertically	REAR AXLE	Live axle for transmitting power; dead axle for carrying load
CAST	En bloc	STEERING GEAR	Worm and nut
HORSEPOWER	25.6 (N.A.C.C. Rating)		
BORE AND STROKE	4 x 5 inches		




NASH TWO-TON TRUCK

COLOR	Lead	LUBRICATION	Force feed and splash
CARRYING CAPACITY	4000 pounds	RADIATOR	Tubular
POSITION OF DRIVER	Left side	COOLING	Water pump
WHEELBASE	144 inches	IGNITION	Magneto
GAUGE	56½ inches front; 60½ inches rear	STARTING SYSTEM	Two unit
WHEELS	Wood	STARTER OPERATED	Gear to fly wheel
FRONT TIRES	34 x 4 inches	LIGHTING SYSTEM	Electric
REAR TIRES	34 x 6 inches	VOLTAGES	Six
SERVICE BRAKE	Contracting on rear wheels	WIRING SYSTEM	Single
EMERGENCY BRAKE	Contracting on transmission	GASOLINE SYSTEM	Gravity
CYLINDERS	Four	CLUTCH	Plate
HOW ARRANGED	Vertically	TRANSMISSION	Selective sliding
CAST	En bloc	GEAR CHANGES	Three forward, one reverse
HORSEPOWER	22.5 (N.A.C.C. Rating)	DRIVE	Plain bevel and internal gear
BORE AND STROKE	3¾ x 5¼ inches	REAR AXLE	Dead
		STEERING GEAR	Screw and nut

MAXWELL
MOTOR
COMPANY

DETROIT
MICHIGAN

Chassis	\$1085
Chassis with Cab	1125
Box Body	1175
Stake Gate	1180
Box-less Cab	1135
Express	1195




MAXWELL ONE-TON TRUCK

COLOR	Body, blue; running gear, red	HORSEPOWER	21.03 (N.A.C.C. Rating)
CARRYING CAPACITY	2000 pounds	BORE AND STROKE	3 $\frac{3}{8}$ x 4 $\frac{1}{2}$ inches
POSITION OF DRIVER	Left side	LUBRICATION	Pump over and splash
WHEELBASE	124 inches	RADIATOR	Tubular
GAUGE	56 inches	COOLING	Thermo-syphon
WHEELS	Wood	IGNITION	Distributor and storage batteries
FRONT TIRES	32 x 3 inches, single solid	LIGHTING SYSTEM	Electric
REAR TIRES	32 x 4 inches, single solid	GASOLINE SYSTEM	Gravity
SERVICE BRAKE	Expanding on rear wheels	CLUTCH	Cone
EMERGENCY BRAKE	Expanding on rear wheels	TRANSMISSION	Selective sliding
CYLINDERS	Four	GEAR CHANGES	Three forward, one reverse
HOW ARRANGED	Vertically	DRIVE	Worm drive
CAST	En bloc	REAR AXLE	Semi-floating
		STEERING GEAR	Worm and gear

AMERICAN-
LA FRANCE
FIRE ENGINE
COMPANY

E L M I R A
N E W Y O R K

Price, 85-Foot—6-C	\$1400
75-Foot—6-C	1350
65-Foot—6-C	1300
55-Foot—6-C	1250
85-Foot—4-C	1350
75-Foot—4-C	1300
65-Foot—4-C	1250
55-Foot—4-C	1200



AMERICAN-LA FRANCE AERIAL HOOK AND LADDER TRUCK


COLOR	Optional	BORE AND STROKE	5½ x 6 inches
POSITION OF DRIVER	Right side	LUBRICATION	Force feed and splash
WHEELBASE	19 feet, 9 inches to 31 feet, 9 inches	RADIATOR	Cellular
GAUGE	Front, 76¾ inches; rear, 62 inches	COOLING	Water pump
WHEELS	Front, solid cast steel; rear, wood	IGNITION	High tension magneto and storage battery
FRONT TIRES	38 x 4 inches, dual solid	STARTING SYSTEM	Two unit
REAR TIRES	42 x 4 inches, single solid	STARTER OPERATED	Gear to fly wheel
SERVICE BRAKE	Contracting on jack shaft	LIGHTING SYSTEM	Electric
EMERGENCY BRAKE	Expanding on front wheels	VOLTAGES	Six
CYLINDERS	Four or six	WIRING SYSTEM	Single
HOW ARRANGED	Vertically	GASOLINE SYSTEM	Gravity
CAST	In pairs	CLUTCH	Dry multiple disc
HORSEPOWER	48.4 or 72.6 (N.A.C.C. Rating)	TRANSMISSION	Selective sliding
		GEAR CHANGES	Three forward, one reverse
		DRIVE	To front wheels
		REAR AXLE	Dead
		STEERING GEAR	Planetary

In addition to above specifications, price includes speedometer, voltmeter, siren horn and locomotive bell.

AMERICAN -
LA FRANCE
FIRE ENGINE
COMPANY

E L M I R A
N E W Y O R K

Price, 1000-gallon—6-C	\$12000
750-gallon—6-C	11500
600-gallon—4-C	10500
500-gallon—4-C	10250
350-gallon—6-C	9250
300-gallon—4-C	8750



AMERICAN-LA FRANCE TRIPLE COMBINATION PUMPING CAR


COLOR	Optional	LUBRICATION	Force feed and splash
POSITION OF DRIVER	Right side	RADIATOR	Cellular
WHEELBASE	140 $\frac{3}{4}$ inches or 156 $\frac{3}{4}$ inches	COOLING	Water pump
GAUGE	Front, 62 inches; rear, 71 $\frac{1}{4}$ inches	IGNITION	High tension magneto and storage battery
WHEELS	Wood	STARTING SYSTEM	Two unit
FRONT TIRES	38 x 4 inches, single cushion	STARTER OPERATED	Gear to fly wheel
REAR TIRES	38 x 4 inches, dual cushion	LIGHTING SYSTEM	Electric
SERVICE BRAKE	Contracting on rear wheels	VOLTAGES	Six
EMERGENCY BRAKE	Expanding on rear wheels	WIRING SYSTEM	Single
CYLINDERS	Four or six	GASOLINE SYSTEM	Gravity
HOW ARRANGED	Vertically	CLUTCH	Dry multiple disc
CAST	In pairs	TRANSMISSION	Selective sliding
HORSEPOWER	48.4 or 72.6 (N.A.C.C. Rating)	GEAR CHANGES	Three forward, one reverse
BORE AND STROKE	5 $\frac{1}{2}$ x 6 inches	DRIVE	Plain bevel
		REAR AXLE	Dead
		STEERING GEAR	Worm and gear

In addition to above specifications, price includes speedometer, voltmeter, siren horn and locomotive bell.

D U P L E X
T R U C K
C O M P A N Y

L A N S I N G
M I C H I G A N

Price Chassis . \$4000



DUPLEX 4-WHEEL DRIVE THREE-AND-ONE-HALF-TON TRUCK—E


COLOR	Gray, with red wheels	LUBRICATION	Force feed and splash
CARRYING CAPACITY	7000 pounds	RADIATOR	Tubular
POSITION OF DRIVER	Left side	COOLING	Water pump
WHEELBASE	130 inches	IGNITION	High tension magneto
GAUGE	60 inches	LIGHTING SYSTEM	Gas
WHEELS	Wood	GASOLINE SYSTEM	Vacuum
FRONT TIRES	36 x 6 inches	CLUTCH	Dry multiple disc
REAR TIRES	36 x 6 inches	TRANSMISSION	Selective sliding
SERVICE BRAKE	Contracting on chain case drum	GEAR CHANGES	Four forward, one reverse, with sub-transmission giving eight forward, two reverse
EMERGENCY BRAKE	Contracting on rear wheels	DRIVE	Plain bevel and spur gear
CYLINDERS	Four	REAR AXLE	Dead axle with live shafts removable
HOW ARRANGED	Vertically	STEERING GEAR	Worm and block
CAST	En bloc		
HORSEPOWER	32.4 (N.A.C.C. Rating)		
BORE AND STROKE	4½ x 5½ inches		

In addition to above specifications, price includes cab and seat, windshield and speedometer.

**STEWART
MOTOR
CORPORATION**

**BUFFALO
NEW YORK**

Price, Chassis	\$2575
With Stake Platform Body	2820
1500-Pound	950
2000-Pound	1575
3000-Pound	1975
7000-Pound	3500




STEWART TWO-TON TRUCK—7

COLOR	Lead	CAST	En bloc
CARRYING CAPACITY	4000 pounds	HORSEPOWER	27.23 (N.A.C.C. Rating)
POSITION OF DRIVER	Left side	BORE AND STROKE	4 $\frac{3}{8}$ x 5 $\frac{1}{4}$ inches
WHEELBASE	156 or 174 inches	LUBRICATION	Splash with circulating pump
GAUGE	Front, 56 inches; Rear, 61 inches	RADIATOR	Tubular
WHEELS	Wood	COOLING	Water pump
FRONT TIRES	34 x 4 inches, single solid	IGNITION	High tension magneto
REAR TIRES	34 x 4 inches dual solid or Giant 34 x 7 inches	CLUTCH	Dry multiple disc
SERVICE BRAKE	Contracting on rear wheels	TRANSMISSION	Selective sliding
EMERGENCY BRAKE	Contracting on drive shaft	GEAR CHANGES	Three forward, one reverse
CYLINDERS	Four	DRIVE	Internal gear
HOW ARRANGED	Vertically	REAR AXLE	Dead
		STEERING GEAR	Worm and nut

**THE AUTOCAR
C O M P A N Y**

**A R D M O R E
P E N N S Y L V A N I A**

Price, Chassis \$2050
 With Open Express Body 2275
 With Express Body with Top 2370
 With Coal or Contractor Body
 and Power Hoist 2700




AUTOCAR TWO-TON TRUCK—XXI-F

COLOR	Red	HORSEPOWER	18 (N.A.C.C. Rating)
CARRYING CAPACITY	4000 pounds	BORE AND STROKE	4¾ x 4½ inches
POSITION OF DRIVER	Right side	LUBRICATION	Full splash
WHEELBASE	97 inches	RADIATOR	Tubular
GAUGE	58 inches	COOLING	Water pump
WHEELS	Wood	IGNITION	High tension magneto
FRONT TIRES	34 x 4 inches, solid, pneumatic optional	GASOLINE SYSTEM	Gravity
REAR TIRES	34 x 5 inches, solid, pneumatic optional	CLUTCH	Plate
SERVICE BRAKE	Contracting on rear wheels	TRANSMISSION	Sliding gear
EMERGENCY BRAKE	Expanding on rear wheels	GEAR CHANGES	Three forward, one reverse
CYLINDERS	Two	DRIVE	Compound, bevel and spur
HOW ARRANGED	Horizontally	REAR AXLE	Full floating
CAST	Separately	STEERING GEAR	Bevel pinion and sector

**CHEVROLET
MOTOR
COMPANY**

**BROADWAY
AT 57th STREET
NEW YORK CITY**

Price \$1545
Truck Chassis 1325
Truck Chassis with Express Body 146



CHEVROLET ONE-TON TRUCK


COLOR	Body, dark green; running gear, black	LUBRICATION	Full splash with circulating pump
CARRYING CAPACITY	2000 pounds	RADIATOR	Cellular
POSITION OF DRIVER	Left side	COOLING	Water pump
WHEELBASE	125 inches	IGNITION	Storage battery
GAUGE	56 inches	STARTING SYSTEM	Two unit
WHEELS	Wood	STARTER OPERATED	Gear to fly wheel
FRONT TIRES	31 x 4 inches, pneumatic	LIGHTING SYSTEM	Electric
REAR TIRES	32 x 4 inches, solid	VOLTAGES	Six
SERVICE BRAKE	Expanding on rear wheels	WIRING SYSTEM	Single
EMERGENCY BRAKE	Expanding on rear wheels	GASOLINE SYSTEM	Gravity
CYLINDERS	Four	CLUTCH	Cone
HOW ARRANGED	Vertically	TRANSMISSION	Selective sliding
CAST	En bloc	GEAR CHANGES	Three forward, one reverse
HORSEPOWER	21.75 (N.A.C.C. Rating)	DRIVE	Worm
BORE AND STROKE	3 $\frac{1}{2}$ x 5 $\frac{1}{4}$ inches	REAR AXLE	Three-quarters floating
		STEERING GEAR	Worm and gear

In addition to above specifications, price includes top, windshield, speedometer, ammeter and electric horn.

**STERLING
MOTOR TRUCK
COMPANY**


**MILWAUKEE
WISCONSIN**

Price, Chassis	\$4325
With Hoist and Coal Dump Body	5060
With Hoist Gravel Dump Body	4985
With Flare-Board Body	4525
With Stake Body	4515
Two-and-One-Half-Ton	} Prices Upon Application
Five-Ton	
Super-Sterling	



STERLING THREE-AND-ONE-HALF-TON TRUCK


COLOR	Lead	LUBRICATION	Splash with circulating pump
CARRYING CAPACITY	7000 pounds	RADIATOR	Cellular
POSITION OF DRIVER	Left side	COOLING	Water pump
WHEELBASE	162 inches	IGNITION	High tension magneto and storage battery
GAUGE	65 $\frac{3}{4}$ inches	LIGHTING SYSTEM	Electric
WHEELS	Wood	VOLTAGES	Six to eight
FRONT TIRES	36 x 5 inches, single solid	WIRING SYSTEM	Single
REAR TIRES	40 x 5 inches, dual solid	GASOLINE SYSTEM	Vacuum
SERVICE BRAKE	Expanding shoe, rear axle	CLUTCH	Multiple disc in oil
EMERGENCY BRAKE	Expanding shoe, rear axle	TRANSMISSION	Selective constant mesh individual clutch
CYLINDERS	Four	GEAR CHANGES	Three forward, one reverse
HOW ARRANGED	Vertically	DRIVE	Worm
CAST	In pairs	REAR AXLE	Full floating
HORSEPOWER	28.9 (N.A.C.C. Rating)	STEERING GEAR	Screw and nut
BORE AND STROKE	4 $\frac{1}{4}$ x 6 $\frac{3}{4}$ inches		



CLYDESDALE TWO-TON TRUCK—65

COLOR	Lead	HORSEPOWER	27.23 (N.A.C.C. Rating)
CARRYING CAPACITY.	4000 pounds	BORE AND STROKE	4½ x 5¼ inches
POSITION OF DRIVER	Right side	LUBRICATION	Splash with circulating pump
WHEELBASE	163 or 180 inches	RADIATOR	Tubular
GAUGE	58½ inches	COOLING	Water pump
WHEELS	Wood	IGNITION	High tension magneto
FRONT TIRES	36 x 4 inches, single solid	GASOLINE SYSTEM	Gravity
REAR TIRES	36 x 4 inches, dual solid	CLUTCH	Dry multiple disc
SERVICE BRAKE	Expanding on rear wheels	TRANSMISSION	Selective sliding
EMERGENCY BRAKE	Expanding on rear wheels	GEAR CHANGES	Four forward, one reverse
CYLINDERS	Four	DRIVE	Worm
HOW ARRANGED	Vertically	REAR AXLE	Full floating
CAST	En bloc	STEERING GEAR	Screw and nut


In addition to above specifications, price includes driver's seat, oil tail and side lamps, jack and complete tool equipment.



CLYDESDALE THREE-AND-ONE-HALF-TON TRUCK—90

COLOR	Lead	HORSEPOWER	32.4 (N.A.C.C. Rating)
CARRYING CAPACITY.	7000 pounds	BORE AND STROKE	4½ x 5½ inches
POSITION OF DRIVER	Right side	LUBRICATION	Splash with circulating pump
WHEELBASE	180 or 170 inches	RADIATOR	Tubular
GAUGE	67 inches	COOLING	Water pump
WHEELS	Wood	IGNITION	High tension magneto
FRONT TIRES	36 x 5 inches, single solid	GASOLINE SYSTEM	Gravity
REAR TIRES	40 x 5 inches, dual solid	CLUTCH	Dry multiple disc
SERVICE BRAKE	Expanding on rear wheels	TRANSMISSION	Selective sliding
EMERGENCY BRAKE	Expanding on rear wheels	GEAR CHANGES	Four forward, one reverse
CYLINDERS	Four	DRIVE	Worm
HOW ARRANGED	Vertically	REAR AXLE	Full floating
CAST	In pairs	STEERING GEAR	Screw and nut

In addition to above specifications, price includes driver's seat, oil tail and side lamps, jack and complete tool equipment.



CLYDESDALE FIVE-TON TRUCK—120-B

COLOR	Lead	CAST	In pairs
CARRYING CAPACITY	10,000 pounds	HORSEPOWER	36.1 (N.A.C.C. Rating)
POSITION OF DRIVER	Left side	BORE AND STROKE	4¾ x 6 inches
WHEELBASE	204 or 160 inches	LUBRICATION	Full force feed
GAUGE	Front, 68 inches; rear, 69½ inches	RADIATOR	Tubular
WHEELS	Steel	COOLING	Water pump
FRONT TIRES	36 x 5 inches, single solid	IGNITION	High tension magneto
REAR TIRES	40 x 6 inches, dual solid	GASOLINE SYSTEM	Vacuum
SERVICE BRAKE	Expanding on rear wheels	CLUTCH	Dry multiple disc
EMERGENCY BRAKE	Expanding on rear wheels	TRANSMISSION	Selective sliding
CYLINDERS	Four	GEAR CHANGES	Four forward, one reverse
HOW ARRANGED	Vertically	DRIVE	Worm
		REAR AXLE	Full floating
		STEERING GEAR	Screw and nut


In addition to above specifications, price includes driver's seat, oil tail and side lamps, jack and complete tool equipment.

**SELDEN MOTOR
VEHICLE
COMPANY**

**MANUFACTURING
DIVISION**

**ROCHESTER
NEW YORK**

Price Upon Application



SELDEN TWO-TON TRUCK—JWB

COLOR	Lead	HORSEPOWER	27.2 (N.A.C.C. Rating)
CARRYING CAPACITY	4000 pounds	BORE AND STROKE	4 $\frac{1}{8}$ x 5 $\frac{1}{4}$ inches
POSITION OF DRIVER	Right side	LUBRICATION	Combination force feed and splash system
WHEELBASE	150 inches	RADIATOR	Tubular
GAUGE	Front, 56 $\frac{3}{4}$ inches; rear, 58 $\frac{1}{2}$ inches	COOLING	Water pump
WHEELS	Wood	IGNITION	High tension magneto
FRONT TIRES	36 x 4 inches, single solid	GASOLINE SYSTEM	Gravity
REAR TIRES	36 x 7 inches, single solid	CLUTCH	Dry multiple disc
SERVICE BRAKE	Expanding on rear wheels	TRANSMISSION	Selective sliding
EMERGENCY BRAKE	Expanding on rear wheels	GEAR CHANGES	Four forward, one reverse
CYLINDERS	Four	DRIVE	Worm
HOW ARRANGED	Vertically	REAR AXLE	Full floating
CAST	En bloc	STEERING GEAR	Worm and nut

**SELDEN MOTOR
VEHICLE
COMPANY**

**MANUFACTURING
DIVISION**

**ROCHESTER
NEW YORK**

Price Upon Application




SELDEN THREE-AND-ONE-HALF-TON TRUCK—NL

COLOR	Lead	CAST	In pairs
CARRYING CAPACITY	7000 pounds	HORSEPOWER	32.4 (N.A.C.C. Rating)
POSITION OF DRIVER	Right side	BORE AND STROKE	4½ x 5½ inches
WHEELBASE	164 inches	LUBRICATION	Combination force feed and splash system
GAUGE	Front, 61 inches; rear, 66¼ inches	RADIATOR	Tubular
WHEELS	Wood	COOLING	Water pump
FRONT TIRES	36 x 5 inches, single solid	IGNITION	High tension magneto
REAR TIRES	36 x 5 inches, dual solid, or 36 x 12 inches, single solid	GASOLINE SYSTEM	Gravity
SERVICE BRAKE	Expanding on rear wheels	CLUTCH	Dry multiple disc
EMERGENCY BRAKE	Expanding on rear wheels	TRANSMISSION	Selective sliding
CYLINDERS	Four	GEAR CHANGES	Four forward, one reverse
HOW ARRANGED	Horizontally	DRIVE	Worm
		REAR AXLE	Full floating
		STEERING GEAR	Worm and nut

**THE WHITE
COMPANY**

CLEVELAND, OHIO

Price, Chassis \$2300
Standard Express 2500



WHITE THREE-QUARTER-TON TRUCK—GBBE


COLOR	Body, dark green; gear, red	BORE AND STROKE	$3\frac{3}{4} \times 5\frac{1}{8}$ inches
CARRYING CAPACITY	1500 pounds	LUBRICATION	Force feed and splash
POSITION OF DRIVER	Left side	RADIATOR	Cellular
WHEELBASE	$133\frac{1}{2}$ inches	COOLING	Water pump
GAUGE	56 inches	IGNITION	High tension magneto
WHEELS	Wood	LIGHTING SYSTEM	Gas
FRONT TIRES	$34 \times 4\frac{1}{2}$ inches, pneumatic	GASOLINE SYSTEM	Gravity
REAR TIRES	$34 \times 4\frac{1}{2}$ inches, pneumatic	CLUTCH	Single plate in oil
SERVICE BRAKE	Contracting on rear wheels	TRANSMISSION	Selective sliding
EMERGENCY BRAKE	Expanding on rear wheels	GEAR CHANGES	Four forward, one reverse
CYLINDERS	Four	DRIVE	Plain bevel
HOW ARRANGED	Vertically	REAR AXLE	Semi-floating
CAST	En bloc	STEERING GEAR	Worm and sector
HORSEPOWER	22.5 (N.A.C.C. Rating)		

In addition to above specifications, price includes tire pump and demountable rims.

**THE WHITE
COMPANY**

CLEVELAND, OHIO


Price, Chassis \$3300
Standard Express 3550
Standard Platform 3500



WHITE ONE-AND-ONE-HALF—TWO-TON TRUCK—TBC

COLOR	Red	CAST	En bloc
CARRYING CAPACITY	3000-4000 pounds	HORSEPOWER	22.5
POSITION OF DRIVER	Left side	(N.A.C.C. Rating)	
WHEELBASE	157½ inches	BORE AND STROKE	3¾ x 5½ inches
GAUGE	56 inches	LUBRICATION	Force feed and splash
WHEELS	Wood	RADIATOR	Cellular
FRONT TIRES	36 x 4 inches, single solid or 35 x 5 inches, single pneumatic	COOLING	Water pump
REAR TIRES	36 x 7 inches, single solid or 36 x 4 inches, dual solid	IGNITION	High tension magneto
SERVICE BRAKE	Contracting on rear wheels	LIGHTING SYSTEM	Gas
EMERGENCY BRAKE	Expanding on rear wheels	GASOLINE SYSTEM	Gravity
CYLINDERS	Four	CLUTCH	Single plate in oil
HOW ARRANGED	Vertically	TRANSMISSION	Selective sliding
		GEAR CHANGES	Four forward, one reverse
		DRIVE	Plain bevel, double reduction
		REAR AXLE	Semi-floating
		STEERING GEAR	Worm and sector


In addition to above specifications, price includes tire pump and demountable rims.



WHITE THREE-TON TRUCK—TJ

COLOR	Lead	GASOLINE SYSTEM	Vacuum
CARRYING CAPACITY	6000 pounds	CLUTCH	Plate in oil
POSITION OF DRIVER	Left side	TRANSMISSION	Selective sliding
WHEELBASE	174 inches	GEAR CHANGES	Four forward, one reverse
GAUGE	Front, 64½ inches; rear, 62 inches	DRIVE	Double reduction gear drive. By shaft to floating type of rear axle. Power is applied to wheels by means of gears enclosed in the hub case and running in oil. Each axle shaft carries on its outer end a center driving gear which, through an intermediate gear, applies power to a ring gear in the wheel hub case.
WHEELS	Metal	REAR AXLE	Full floating
FRONT TIRES	36 x 5 inches, solid	STEERING GEAR	Worm and sector
REAR TIRES	40 x 5 inches, dual solid		
SERVICE BRAKE	Contracting on drive shaft		
EMERGENCY BRAKE	Expanding on rear wheels		
CYLINDERS	Four		
HOW ARRANGED	Vertically		
CAST	En bloc		
HORSEPOWER	22.5 (N.A.C.C. Rating)		
BORE AND STROKE	3¼ x 5¾ inches		
LUBRICATION	Force feed		
RADIATOR	Tubular		
COOLING	Water pump		
IGNITION	High tension magneto		

In addition to above specifications, price includes seat and cushion, front fenders, oil dash lamps and tail lamp, signal horn and complete set of tools, including jack.



WHITE FIVE-TON TRUCK—TG


COLOR	Lead	GASOLINE SYSTEM . . .	Vacuum
CARRYING CAPACITY . . .	10,000 pounds	CLUTCH	Plate in oil
POSITION OF DRIVER . . .	Left side	TRANSMISSION	Selective sliding
WHEELBASE	174 inches	GEAR CHANGES	Four forward, one reverse
GAUGE	Front, 64½ inches; rear, 65½ inches	DRIVE	Double reduction gear drive. By shaft to floating type of rear axle. Power is applied to wheels by means of gears enclosed in hub case and run- ning in oil. Each axle shaft carries on its outer end a center driving gear which, through an intermediate gear, applies power to a ring gear in the wheel hub case
WHEELS	Metal		
FRONT TIRES	36 x 6 in. single solid		
REAR TIRES	40 x 6 in. dual solid		
SERVICE BRAKE	Contracting on drive shaft		
EMERGENCY BRAKE	Expanding on rear wheels		
CYLINDERS	Four		
HOW ARRANGED	Vertically		
CAST	En bloc		
HORSEPOWER	28.9 (N.A.C.C. Rating)		
BORE AND STROKE	4¼ x 5¾ inches		
LUBRICATION	Force feed		
RADIATOR	Tubular		
COOLING	Water pump		
IGNITION	High tension magneto	REAR AXLE	Full floating
		STEERING GEAR	Worm and sector

In addition to above specifications, price includes seat and cushion, front fenders, oil dash lamps and tail lamp, signal horn and complete set of tools, including jack.

REPUBLIC
MOTOR TRUCK
COMPANY

ALMA, MICHIGAN

Price, \$2275



REPUBLIC TWO-TON TRUCK—12


COLOR	Yellow with black stripe	HOW ARRANGED . . .	Vertically
CARRYING CAPACITY	4000 pounds	CAST	En bloc
POSITION OF DRIVER	Left side	HORSEPOWER	27.23 (N.A.C.C. Rating)
WHEELBASE	144 inches	BORE AND STROKE . .	4 $\frac{1}{8}$ x 5 $\frac{1}{2}$ inches
GAUGE	Front, 56 inches; rear, 60 inches	LUBRICATION	Splash and plunger pump
WHEELS	Wood	RADIATOR	Cellular
FRONT TIRES	34 x 4 inches, solid; 37 x 5 inches, pneumatic	COOLING	Water pump
REAR TIRES	34 x 4 inches, solid; 38 x 7 inches, pneumatic	IGNITION	High tension magneto
SERVICE BRAKE . . .	Located on rear wheels	GASOLINE SYSTEM . .	Gravity
EMERGENCY BRAKE .	Located on rear wheels	CLUTCH	Dry disc
CYLINDERS	Four	TRANSMISSION	Selective sliding
		GEAR CHANGES . . .	Three forward, one reverse
		DRIVE	Internal gear
		REAR AXLE	Full floating
		STEERING GEAR . . .	Worm and nut

In addition to above specifications, price includes oil, side and tail lights, jack, tools and hand horn.

REPUBLIC
MOTOR TRUCK
COMPANY

ALMA, MICHIGAN

Price, \$3450



REPUBLIC THREE-AND-ONE-HALF-TON TRUCK—T


COLOR	Yellow with black stripe	CAST	Four en bloc
CARRYING CAPACITY	7000 pounds	HORSEPOWER	28.9 (N.A.C.C. Rating)
POSITION OF DRIVER	Left side	BORE AND STROKE	4¼ x 5½ inches
WHEELBASE	165 inches	LUBRICATION	Splash with plunger pump
GAUGE	Front, 65 inches; rear, 66 inches	RADIATOR	Cellular
WHEELS	Steel disc	COOLING	Water pump
FRONT TIRES	36 x 5 inches, solid; 38 x 7 inches, pneumatic	IGNITION	High tension magneto
REAR TIRES	36 x 5 inches, dual solid; 42 x 9 inches, pneumatic	GASOLINE SYSTEM	Gravity
SERVICE BRAKE	Located on rear wheels	CLUTCH	Dry disc
EMERGENCY BRAKE	Located on rear wheels	TRANSMISSION	Selective sliding
CYLINDERS	Four	GEAR CHANGES	Four forward, one reverse
HOW ARRANGED	Vertically	DRIVE	Internal gear
		REAR AXLE	Full floating
		STEERING GEAR	Worm and nut

In addition to above specifications, price includes oil, side and tail lights, jack, tools and hand horn.

**MORELAND
MOTOR TRUCK
C O M P A N Y**

**LOS ANGELES
CALIFORNIA**

Price, Chassis	\$4850
One-Ton	2175
One-and-One-Half-Ton	2930
Two-and-One-Half-Ton	3775
Five-Ton	5250




MORELAND FOUR-TON TRUCK—17 G

COLOR	Red with black striping	CAST	In pairs
CARRYING CAPACITY	8000 pounds	HORSEPOWER	36.1 (N.A.C.C. Rating)
POSITION OF DRIVER	Left side	BORE AND STROKE	4 3/4 x 6 inches
WHEELBASE	162 or 186 inches	LUBRICATION	Splash with circulating pump
GAUGE	66 1/2 inches	RADIATOR	Cellular
WHEELS	Steel	COOLING	Water pump
FRONT TIRES	36 x 5 inches, single solid	IGNITION	High tension magneto and dry cells
REAR TIRES	40 x 5 inches, dual solid	GASOLINE SYSTEM	Gravity
SERVICE BRAKE	Expanding on rear wheels	CLUTCH	Dry multiple disc
EMERGENCY BRAKE	Expanding on rear wheels	TRANSMISSION	Selective sliding
CYLINDERS	Four	GEAR CHANGES	Four forward, one reverse
HOW ARRANGED	Vertically	DRIVE	Worm
		REAR AXLE	Full floating
		STEERING GEAR	Screw and nut

**REO MOTOR
CAR COMPANY**

**LANSING
MICHIGAN**


Price, Chassis \$1250
With Express Body 1350
With Cab and Stake Body 1375



REO SPEED WAGON—F

COLOR	Lead	BORE AND STROKE	4½ x 4½ inches
POSITION OF DRIVER	Left side	LUBRICATION	Pump over and splash
WHEELBASE	128 inches	RADIATOR	Tubular
GAUGE	56 inches	COOLING	Water pump
WHEELS	Wood	IGNITION	Storage battery
FRONT TIRES	34 x 4½ inches, pneumatic	STARTING SYSTEM	Two unit
REAR TIRES	34 x 4½ inches, pneumatic, anti-skid	STARTER OPERATED	Chain to transmission shaft
SERVICE BRAKE	Contracting on rear wheels	LIGHTING SYSTEM	Electric
EMERGENCY BRAKE	Expanding on rear wheels	VOLTAGES	Six
CYLINDERS	Four	WIRING SYSTEM	Double
HOW ARRANGED	Vertically	GASOLINE SYSTEM	Gravity
CAST	In pairs	CLUTCH	Dry multiple disc
HORSEPOWER	27.23 (N.A.C.C. Rating)	TRANSMISSION	Selective sliding
		GEAR CHANGES	Three forward, one reverse
		DRIVE	Spiral bevel
		REAR AXLE	Full floating
		STEERING GEAR	Pinion and sector

In addition to above specifications, price includes speedometer, ammeter, tire pump, horn and demountable rims.



GARFORD TWO-TON TRUCK—70-B


COLOR	Lead	HORSEPOWER	28.9 (N.A.C.C. Rating)
CARRYING CAPACITY	4000 pounds	BORE AND STROKE	4¼ x 5½ inches
POSITION OF DRIVER	Left side	LUBRICATION	Splash with circulating pump
WHEELBASE	144 inches	RADIATOR	Cast tank, tubular core
GAUGE	Front 58½ inches, rear 59¾ inches	COOLING	Water pump
WHEELS	Wood	IGNITION	High tension magneto
FRONT TIRES	36 x 4 inches, single solid	GASOLINE SYSTEM	Gravity
REAR TIRES	36 x 7 inches, single solid	CLUTCH	Dry multiple disc
SERVICE BRAKE	Expanding on rear wheels	TRANSMISSION	Selective sliding
EMERGENCY BRAKE	Expanding on rear wheels	GEAR CHANGES	Four forward, one reverse
CYLINDERS	Four	DRIVE	Worm
HOW ARRANGED	Vertically	REAR AXLE	Full floating
CAST	En bloc	STEERING GEAR	Worm and nut

In addition to above specifications, price includes hand vibrator horn and odometer.

**GARFORD
MOTOR TRUCK
COMPANY**

LIMA, OHIO


Price, \$4300



GARFORD THREE-AND-ONE-HALF-TON TRUCK—77-B

COLOR	Lead	HORSEPOWER	29 (N.A.C.C. Rating)
CARRYING CAPACITY	7000 pounds	BORE AND STROKE	4 1/4 x 6 inches
POSITION OF DRIVER	Left side	LUBRICATION	Force feed and splash
WHEELBASE	128 inches	RADIATOR	Cast tank, tubular core
GAUGE	Front, 62 1/2 inches; rear, 65 1/2 inches	COOLING	Water pump
WHEELS	Wood	IGNITION	High tension mag- neto and dry cells
FRONT TIRES	36 x 5 inches, single solid	GASOLINE SYSTEM	Gravity
REAR TIRES	40 x 5 inches, dual solid	CLUTCH	Dry multiple disc
SERVICE BRAKE	Expanding on rear wheels	TRANSMISSION	Selective sliding
EMERGENCY BRAKE	Contracting on transmission coun- tershaft	GEAR CHANGES	Four forward, one reverse
CYLINDERS	Four	DRIVE	Worm
HOW ARRANGED	Vertically	REAR AXLE	Full floating
CAST	En bloc	STEERING GEAR	Worm and nut

In addition to above specifications, price includes driver's seat and cab, wind-
shield, odometer, hand vibrator horn, Prest-o-lite tank and searchlight.




GARFORD FIVE-TON TRUCK—68

COLOR	Lead	HORSEPOWER	36.1 (N.A.C.C. Rating)
CARRYING CAPACITY	10,000 pounds	BORE AND STROKE	4¾ x 5½ inches
POSITION OF DRIVER	Right side	LUBRICATION	Force feed and splash
WHEELBASE	128 inches	RADIATOR	Cast tank, tubular core
GAUGE	Front, 67½ inches; rear, 71 inches	COOLING	Water pump
WHEELS	Steel	IGNITION	High tension magneto and dry cells
FRONT TIRES	36 x 6 inches, single solid	GASOLINE SYSTEM	Gravity
REAR TIRES	40 x 6 inches, dual solid	CLUTCH	Dry multiple disc
SERVICE BRAKE	Contracting on transmission countershaft	TRANSMISSION	Selective sliding
EMERGENCY BRAKE	Expanding on rear wheels	GEAR CHANGES	Four forward, one reverse
CYLINDERS	Four	DRIVE	Plain bevel and chain
HOW ARRANGED	Vertically	REAR AXLE	Dead
CAST	In pairs	STEERING GEAR	Worm and nut

In addition to above specifications, price includes driver's seat and cab, windshield, odometer, hand vibrator horn, Prest-o-lite tank and searchlight.

**PACKARD
MOTOR CAR
COMPANY**
DETROIT
MICHIGAN

One-Ton—E	} Prices Upon Applica- tion
One-and-One-Half-Ton—E	
Two-Ton—E	
Three-Ton—E	
Four-Ton—E	
Six-Ton—E	




PACKARD FIVE-TON TRUCK—5-E

COLOR	Gray	HORSEPOWER	40 (N.A.C.C. Rating)
CARRYING CAPACITY	12,500 pounds	BORE AND STROKE	5 x 5½ inches
POSITION OF DRIVER	Left side	LUBRICATION	Force feed
WHEELBASE	156 or 186 inches	RADIATOR	Cellular
GAUGE	Front, 69¾ inches; rear, 69½ inches	COOLING	Water pump
WHEELS	Steel disc	IGNITION	High tension mag- neto and storage battery
FRONT TIRES	36 x 6 inches, single solid	GASOLINE SYSTEM	Pressure
REAR TIRES	40 x 6 inches, dual solid	CLUTCH	Dry multiple disc
SERVICE BRAKE	Contracting on drive shaft	TRANSMISSION	Selective sliding
EMERGENCY BRAKE	Expanding on rear wheels	GEAR CHANGES	Four forward, one reverse
CYLINDERS	Four	DRIVE	Worm
HOW ARRANGED	Vertically	REAR AXLE	Full floating
CAST	In fours	STEERING GEAR	Worm and gear

**BETHLEHEM
MOTORS
CORPORATION**

**EAST ALLENTOWN
PENNSYLVANIA**

Price \$1965
Express 2075
Stake 2075



BETHLEHEM ONE-AND-ONE-HALF-TON TRUCK—D


COLOR	Body, green; running gear, red	BORE AND STROKE	3 $\frac{3}{4}$ x 4 $\frac{1}{2}$ inches
CARRYING CAPACITY	3000 pounds	LUBRICATION	Splash with circulating pump
POSITION OF DRIVER	Left side	RADIATOR	Cellular (cast tank)
WHEELBASE	136 inches	COOLING	Thermo-syphon
GAUGE	56 $\frac{1}{4}$ inches, rear	IGNITION	Storage battery
WHEELS	Wood	STARTING SYSTEM	Two unit
FRONT TIRES	34 x 3 $\frac{1}{2}$ inches, solid	STARTER OPERATED	Gear to fly wheel
REAR TIRES	34 x 5 inches, single solid	LIGHTING SYSTEM	Electric
SERVICE BRAKE	Contracting on rear wheels	VOLTAGES	Six
EMERGENCY BRAKE	Expanding on rear wheels	WIRING SYSTEM	Single
CYLINDERS	Four	GASOLINE SYSTEM	Gravity
HOW ARRANGED	Vertically	CLUTCH	Single plate, dry disc
CAST	In pairs	TRANSMISSION	Selective sliding
HORSEPOWER	22.5 (N.A.C.C Rating)	GEAR CHANGES	Three forward, one reverse
		DRIVE	Internal gear
		REAR AXLE	Full floating
		STEERING GEAR	Worm and nut

In addition to above specifications, price includes ammeter, horn, tool box, and tool kit with jack.

**BETHLEHEM
MOTORS
CORPORATION**

**EAST ALLENTOWN
PENNSYLVANIA**

Price \$2365
Express 2495
Stake 2495



BETHLEHEM TWO-AND-ONE-HALF-TON TRUCK—E

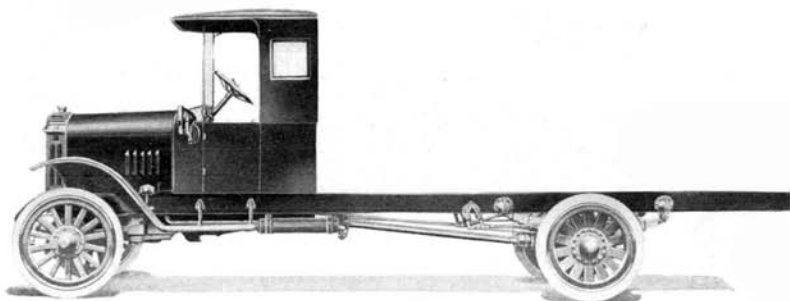
COLOR	Body, green; running gear, red	LUBRICATION	Splash with circulating pump
CARRYING CAPACITY	5000 pounds	RADIATOR	Cellular (cast tank)
POSITION OF DRIVER	Left side	COOLING	Thermo-syphon
WHEELBASE	144 inches	IGNITION	Storage battery
GAUGE	59 $\frac{7}{8}$ inches, rear	STARTING SYSTEM	Two unit
WHEELS	Wood	STARTER OPERATED	Gear to fly wheel
FRONT TIRES	34 x 4 inches, solid	LIGHTING SYSTEM	Electric
REAR TIRES	34 x 6 inches, solid	VOLTAGES	Six
SERVICE BRAKE	Contracting on rear wheels	WIRING SYSTEM	Single
EMERGENCY BRAKE	Expanding on rear wheels	GASOLINE SYSTEM	Gravity
CYLINDERS	Four	CLUTCH	Single plate, dry disc
HOW ARRANGED	Vertically	TRANSMISSION	Selective sliding
CAST	In pairs type	GEAR CHANGES	Three forward, one reverse
HORSEPOWER	25.6 (N.A.C.C. Rating)	DRIVE	Internal gear
BORE AND STROKE	4 x 4 $\frac{1}{2}$ inches	REAR AXLE	Full floating
		STEERING GEAR	Worm and nut

In addition to above specifications, price includes ammeter, horn, tool box, and tool kit with jack.

**BETHLEHEM
MOTORS
CORPORATION**

**EAST ALLENTOWN
PENNSYLVANIA**

Price, \$3465




BETHLEHEM THREE-AND-ONE-HALF-TON TRUCK—F

COLOR	Gray lead	LUBRICATION	Splash with circulating pump
CARRYING CAPACITY	7000 pounds	RADIATOR	Cellular (cast tank)
POSITION OF DRIVER	Left side	COOLING	Water pump
WHEELBASE	162 inches	IGNITION	Storage battery
GAUGE	60 $\frac{1}{8}$ inches, rear	STARTING SYSTEM	Two unit
WHEELS	Wood	STARTER OPERATED	Gear to fly wheel
FRONT TIRES	34 x 4 inches, solid	LIGHTING SYSTEM	Electric
REAR TIRES	34 x 5 inches, dual solid	VOLTAGES	Six
SERVICE BRAKE	Contracting on rear wheels	WIRING SYSTEM	Single
EMERGENCY BRAKE	Expanding on rear wheels	GASOLINE SYSTEM	Gravity
CYLINDERS	Four	CLUTCH	Single plate, dry disc
HOW ARRANGED	Vertically	TRANSMISSION	Selective sliding
CAST	In pairs	GEAR CHANGES	Three forward, one reverse
HORSEPOWER	30.63 (N.A.C.C. Rating)	DRIVE	Internal gear
BORE AND STROKE	4 $\frac{3}{8}$ x 6 inches	REAR AXLE	Full floating
		STEERING GEAR	Worm and nut

In addition to above specifications, price includes ammeter, horn, tool box, and tool kit with jack.

MACCAR
TRUCK
COMPANY
SCRANTON
PENNSYLVANIA

Price Upon Application



MACCAR THREE-AND-ONE-HALF-TON TRUCK—"M"

COLOR	Chassis lead	HORSEPOWER	32.4 (N.A.C.C. Rating)
CARRYING CAPACITY	7000 pounds	BORE AND STROKE	4½ x 5½ inches
POSITION OF DRIVER	Left side	LUBRICATION	Pump over; force feed and splash
WHEELBASE	174 inches	RADIATOR	Tubular
GAUGE	Front, 61 inches; rear, 67¼ inches	COOLING	Water pump
WHEELS	Wood	IGNITION	High tension magneto
FRONT TIRES	36 x 5 inches, solid	GASOLINE SYSTEM	Gravity
REAR TIRES	36 x 5 inches, dual solid	CLUTCH	Dry multiple disc
SERVICE BRAKE	Expanding on rear wheels	TRANSMISSION	Selective sliding
EMERGENCY BRAKE	Expanding on rear wheels	GEAR CHANGES	Three forward, one reverse
CYLINDERS	Four	DRIVE	Worm
HOW ARRANGED	Vertically	REAR AXLE	Full floating
CAST	In pairs	STEERING GEAR	Worm and nut

In addition to above specifications, price includes side and tail oil lamps, tools, jack and low seat.

CATALOGUE REQUEST BLANK

(To be sent direct to the manufacturer.
For address see pages on which models are shown)

_____19

GENTLEMEN:— Please send me catalogue describing your automobiles shown in the **HAND BOOK OF AUTOMOBILES**, published by the National Automobile Chamber of Commerce, Inc., and oblige,

Name _____

Street _____ City _____

CATALOGUE REQUEST BLANK

(To be sent direct to the manufacturer.
For address see pages on which models are shown)

_____19

GENTLEMEN.— Please send me catalogue describing your automobiles shown in the **HAND BOOK OF AUTOMOBILES**, published by the National Automobile Chamber of Commerce, Inc., and oblige,

Name _____

Street _____ City _____

CATALOGUE REQUEST BLANK

(To be sent direct to the manufacturer.
For address see pages on which models are shown)

_____19

GENTLEMEN:— Please send me catalogue describing your automobiles shown in the **HAND BOOK OF AUTOMOBILES**, published by the National Automobile Chamber of Commerce, Inc., and oblige,

Name _____

Street _____ City _____



NAME AND MODEL	Price Touring Car	ENGINE															Carburetor	IGNITION SYSTEM	Make of Starting-Lighting System	Clutch Type	Gearset Location and Forward Speeds	REAR AXLE				RUNNING GEARS				BEARINGS			Weight of Car Ready for Road				
		Make of Engine	Number Cylinders	Bore and Stroke in Inches	Piston Displacement	Rated H. P.	Max. Brake H. P.	R. P. M. at Max. H. P.	Shape of Cylinder	How Cylinders are Cast	With P. Ring Groove	Diagn. Inlet Valve (Clear)	Lift of Valve	Cam Shaft Drive	Type of Cooling System	Type of Oiling System						Make and Type	Fed by	Make of Type	Make	Type	Type of Gears Used	Gear Ratio	Car Drives Th. Shaft	Torque Tak. By	Wheelbase in Inches	Tires		Make of Rims	Type of Rear Springs	No. Crankshaft Bbs.	Gearset
Olympia	1240	Own	4	3 1/2 x 4 1/2	149	15.90	40	2600	L	Blk	1 1/2	1 1/2	3/4	Hel	T-S	S	Stmb	V	Conn	Auto	Auto-2	O D	U P 3	Own	F F	Sp B	4.75	R	114	32x3 1/2	Goodrich	Trans	2	H-P	B-R	B	2380
Packard 9-35	985	Own	4	3 1/2 x 5	179	18.23	35	2090	L	Blk	1 1/2	1 1/2	3/4	Hel	T-S	S	Stmb	V	Conn	Auto	Auto-2	O	U P 3	Own	F F	Sp B	3.93	T	106	31x4	Stanweld	Cant	2	H-P	B-R	B	4520
Owen-Magnetic O-36	4280	Buda	6	3 1/2 x 5 1/2	364	33.75	60	2000	L	Blk	1 1/2	1 1/2	3/4	Hel	P	F & S	Zeni	V	Bosch	S-H	Owen Sys	Ow. M	ag. TR	American	F	Sp B	3.50	S	136	35x5	D Wheels	Semi	4	H-P	B-R	B	3200
Owen-Magnetic W42	5600	Own	6	4 x 5 1/2	414	38.40	75	2000	L	Blk	1 1/2	1 1/2	3/4	Hel	P	F & S	Zeni	V	Bosch	S-H	Owen Sys	Ow. M	ag. TR	American	F	Sp B	4.00	S	142	35x5	Firestone	Semi	4	H-P	B-R	B	3200

PASSENGER CAR SPECIFICATIONS—CONCLUDED MOTOR RECORD, MARCH, 1919

Goodyear

STEAM CARS

Name and Model	Price	Wheel-Base	Type of Boiler	Boiler Location	Type of Engine	Type of Valve Gear	Type of Valve	No. Cyl.	Bore and Stroke	Engine Location	Final Drive	Fuel Used	Burner Type	Condensing or Non-Condens.	Gear Ratio	Tire Size	Type of Rear Spring	Car Drives Through	Torque Taken by
Doble-Detroit	3750	135	Semi Flash	Hood	Simp D Act	Own	Slide	2	5x4	Rear Axle	Spur Gr	Kero	Atomizing	Condensing	1.28	35x5	Semi Elliptic	Spring Springs	Eng. Frame
Banley, 735	3538	130	Fire Tube	Hood	Simp D Act	Steve Link	Slide	2	4x5	Rear Axle	Spur Gr	Kero	Vaporizing	Condensing	1.50	35x4 1/2	Semi	Spring Springs	Eng. Frame
Super-Steamer	3000	125	Fire Tube	Hood	Simp D Act	Steve Link	Slide	4	3 1/2 x 5	Rear Axle	No Gr.	Kero	Condensing	Condensing	33x4	Semi	Spring Springs	Eng. Frame