

Calculus

Second Edition

by W. Michael Kelley



A member of Penguin Group (USA) Inc.

For Nick, Erin, and Sara, the happiest kids I know. I only hope that 10 years from now you'll still think Dad is funny and smile when he comes home from work.

ALPHA BOOKS

Published by the Penguin Group

Penguin Group (USA) Inc., 375 Hudson Street, New York, New York 10014, USA

Penguin Group (Canada), 90 Eglinton Avenue East, Suite 700, Toronto, Ontario M4P 2Y3, Canada (a division of Pearson Penguin Canada Inc.)

Penguin Books Ltd., 80 Strand, London WC2R 0RL, England

Penguin Ireland, 25 St. Stephen's Green, Dublin 2, Ireland (a division of Penguin Books Ltd.)

Penguin Group (Australia), 250 Camberwell Road, Camberwell, Victoria 3124, Australia (a division of Pearson Australia Group Pty. Ltd.)

Penguin Books India Pvt. Ltd., 11 Community Centre, Panchsheel Park, New Delhi—110 017, India

Penguin Group (NZ), 67 Apollo Drive, Rosedale, North Shore, Auckland 1311, New Zealand (a division of Pearson New Zealand Ltd.)

Penguin Books (South Africa) (Pty.) Ltd., 24 Sturdee Avenue, Rosebank, Johannesburg 2196, South Africa

Penguin Books Ltd., Registered Offices: 80 Strand, London WC2R 0RL, England

Copyright © 2006 by W. Michael Kelley

All rights reserved. No part of this book shall be reproduced, stored in a retrieval system, or transmitted by any means, electronic, mechanical, photocopying, recording, or otherwise, without written permission from the publisher. No patent liability is assumed with respect to the use of the information contained herein. Although every precaution has been taken in the preparation of this book, the publisher and author assume no responsibility for errors or omissions. Neither is any liability assumed for damages resulting from the use of information contained herein. For information, address Alpha Books, 800 East 96th Street, Indianapolis, IN 46240.

THE COMPLETE IDIOT'S GUIDE TO and Design are registered trademarks of Penguin Group (USA) Inc.

International Standard Book Number: 1-4362-1548-X

Library of Congress Catalog Card Number: 2006920724

Note: This publication contains the opinions and ideas of its author. It is intended to provide helpful and informative material on the subject matter covered. It is sold with the understanding that the author and publisher are not engaged in rendering professional services in the book. If the reader requires personal assistance or advice, a competent professional should be consulted.

The author and publisher specifically disclaim any responsibility for any liability, loss, or risk, personal or otherwise, which is incurred as a consequence, directly or indirectly, of the use and application of any of the contents of this book.

Publisher: *Marie Butler-Knight*

Editorial Director/Acquisitions Editor: *Mike Sanders*

Managing Editor: *Billy Fields*

Development Editor: *Ginny Bess*

Senior Production Editor: *Jamette Lynn*

Copy Editor: *Ross Patty*

Cartoonist: *Chris Eliopoulos*

Book Designers: *Trina Wurst/Kurt Owens*

Indexer: *Brad Herriman*

Layout: *Rebecca Harmon*

Proofreader: *John Etchison*

Contents at a Glance

Part 1:	The Roots of Calculus	1
1	What Is Calculus, Anyway? <i>Everyone's heard of calculus, but most people wouldn't recognize it if it bit them on the arm.</i>	3
2	Polish Up Your Algebra Skills <i>Shake out the cobwebs and clear out the comical moths that fly out of your algebra book when it's opened.</i>	13
3	Equations, Relations, and Functions, Oh My! <i>Before you're off to see the calculus wizard, you'll have to meet his benchmen.</i>	25
4	Trigonometry: Last Stop Before Calculus <i>Time to nail down exactly what is meant by cosine, once and for all, and why it has nothing to do with loans.</i>	37
Part 2:	Laying the Foundation for Calculus	53
5	Take It to the Limit <i>Learn how to gauge a function's intentions—are they always honorable?</i>	55
6	Evaluating Limits Numerically <i>Theory, sbmeory. How do I do my limit homework? It's due in an hour!</i>	65
7	Continuity <i>Ensuring a smooth ride for the rest of the course.</i>	77
8	The Difference Quotient <i>Time to meet the most famous limit of them all face to face. Try to do something with your hair!</i>	89
Part 3:	The Derivative	99
9	Laying Down the Law for Derivatives <i>All the major rules and laws of derivatives in one delicious smorgasbord!</i>	101
10	Common Differentiation Tasks <i>The chores you'd do day in and day out if your evil stepmother were a mathematician.</i>	113
11	Using Derivatives to Graph <i>How to put a little wiggle in your graph, or why the Puritans were not big fans of calculus.</i>	123
12	Derivatives and Motion <i>Introducing position, velocity, acceleration, and Peanut the cat!</i>	135
13	Common Derivative Applications <i>The rootin'-tootin' orneriest bombres of the derivative world.</i>	143

Part 4:	The Integral	155
14	Approximating Area <i>If you can find the area of a rectangle, then you're in business.</i>	157
15	Antiderivatives <i>Once you get good at driving forward, it's time to put it in reverse and see how things go.</i>	167
16	Applications of the Fundamental Theorem <i>You can do so much with something simple like definite integrals that you'll feel like a mathematical Martha Stewart.</i>	177
17	Integration Tips for Fractions <i>You'll have to integrate fractions out the wazoo, so you might as well come to terms with them now.</i>	187
18	Advanced Integration Methods <i>Advance from integration apprentice to master craftsman.</i>	197
19	Applications of Integration <i>Who knew that spinning graphs in three dimensions could be so dang fun?</i>	207
Part 5:	Differential Equations, Sequences, Series, and Salutations	219
20	Differential Equations <i>Just like ordinary equations, but with a creamy filling.</i>	221
21	Visualizing Differential Equations <i>What could be more fun than drawing a ton of teeny-weeny little line segments?</i>	231
22	Sequences and Series <i>If having an infinitely long list of numbers isn't exciting enough, try adding them together!</i>	243
23	Infinite Series Convergence Tests <i>Are you actually going somewhere with that long-winded list of yours?</i>	251
24	Special Series <i>Series that think they're functions. (I think I saw this on daytime TV.)</i>	263
25	Final Exam <i>How absorbent is your brain? Have you mastered calculus? Get ready to put yourself to the test.</i>	275
Appendixes		
A	Solutions to "You've Got Problems"	291
B	Glossary	319
	Index	329

Contents

Part I: The Roots of Calculus	1
1 What Is Calculus, Anyway?	3
What's the Purpose of Calculus?	4
<i>Finding the Slopes of Curves</i>	4
<i>Calculating the Area of Bizarre Shapes</i>	4
<i>Justifying Old Formulas</i>	4
<i>Calculate Complicated x-Intercepts</i>	5
<i>Visualizing Graphs</i>	5
<i>Finding the Average Value of a Function</i>	5
<i>Calculating Optimal Values</i>	6
Who's Responsible for This?	6
<i>Ancient Influences</i>	7
<i>Newton vs. Leibniz</i>	9
Will I Ever Learn This?	11
2 Polish Up Your Algebra Skills	13
Walk the Line: Linear Equations	14
<i>Common Forms of Linear Equations</i>	14
<i>Calculating Slope</i>	16
You've Got the Power: Exponential Rules	17
Breaking Up Is Hard to Do: Factoring Polynomials	19
<i>Greatest Common Factors</i>	20
<i>Special Factoring Patterns</i>	20
Solving Quadratic Equations	21
<i>Method One: Factoring</i>	21
<i>Method Two: Completing the Square</i>	22
<i>Method Three: The Quadratic Formula</i>	23
3 Equations, Relations, and Functions, Oh My!	25
What Makes a Function Tick?	26
Functional Symmetry	28
Graphs to Know by Heart	30
Constructing an Inverse Function	31
Parametric Equations	33
<i>What's a Parameter?</i>	33
<i>Converting to Rectangular Form</i>	33
4 Trigonometry: Last Stop Before Calculus	37
Getting Repetitive: Periodic Functions	38
Introducing the Trigonometric Functions	39
<i>Sine (Written as $y = \sin x$)</i>	39
<i>Cosine (Written as $y = \cos x$)</i>	39
<i>Tangent (Written as $y = \tan x$)</i>	40

	<i>Cotangent (Written as $y = \cot x$)</i>	41
	<i>Secant (Written as $y = \sec x$)</i>	42
	<i>Cosecant (Written as $y = \csc x$)</i>	43
	What's Your Sine: The Unit Circle	44
	Incredibly Important Identities	46
	<i>Pythagorean Identities</i>	47
	<i>Double-Angle Formulas</i>	49
	Solving Trigonometric Equations	50
Part 2:	Laying the Foundation for Calculus	53
5	Take It to the Limit	55
	What Is a Limit?	56
	Can Something Be Nothing?	57
	One-Sided Limits	58
	When Does a Limit Exist?	60
	When Does a Limit Not Exist?	61
6	Evaluating Limits Numerically	65
	The Major Methods	66
	<i>Substitution Method</i>	66
	<i>Factoring Method</i>	67
	<i>Conjugate Method</i>	68
	<i>What If Nothing Works?</i>	70
	Limits and Infinity	70
	<i>Vertical Asymptotes</i>	71
	<i>Horizontal Asymptotes</i>	72
	Special Limit Theorems	74
7	Continuity	77
	What Does Continuity Look Like?	78
	The Mathematical Definition of Continuity	79
	Types of Discontinuity	81
	<i>Jump Discontinuity</i>	81
	Point Discontinuity	83
	<i>Infinite/Essential Discontinuity</i>	84
	Removable vs. Nonremovable Discontinuity	85
	The Intermediate Value Theorem	87
8	The Difference Quotient	89
	When a Secant Becomes a Tangent	90
	Honey, I Shrunk the Δx	91
	Applying the Difference Quotient	95
	The Alternate Difference Quotient	96

Part 3: The Derivative	99
9 Laying Down the Law for Derivatives	101
When Does a Derivative Exist?	102
<i>Discontinuity</i>	102
<i>Sharp Point in the Graph</i>	102
<i>Vertical Tangent Line</i>	103
Basic Derivative Techniques	104
<i>The Power Rule</i>	104
<i>The Product Rule</i>	105
<i>The Quotient Rule</i>	106
<i>The Chain Rule</i>	107
Rates of Change	109
Trigonometric Derivatives	111
10 Common Differentiation Tasks	113
Finding Equations of Tangent Lines	114
Implicit Differentiation	115
Differentiating an Inverse Function	117
Parametric Derivatives	120
11 Using Derivatives to Graph	123
Relative Extrema	124
<i>Finding Critical Numbers</i>	124
<i>Classifying Extrema</i>	125
The Wiggle Graph	127
The Extreme Value Theorem	129
Determining Concavity	131
<i>Another Wiggle Graph</i>	132
<i>The Second Derivative Test</i>	133
12 Derivatives and Motion	135
The Position Equation	136
Velocity	138
Acceleration	139
Projectile Motion	140
13 Common Derivative Applications	143
Evaluating Limits: L'Hôpital's Rule	144
More Existence Theorems	145
<i>The Mean Value Theorem</i>	146
<i>Rolle's Theorem</i>	148
Related Rates	148
Optimization	151

Part 4: The Integral	155
14 Approximating Area	157
Riemann Sums	158
<i>Right and Left Sums</i>	159
<i>Midpoint Sums</i>	161
The Trapezoidal Rule	162
Simpson's Rule	165
15 Antiderivatives	167
The Power Rule for Integration	168
Integrating Trigonometric Functions	170
The Fundamental Theorem of Calculus	171
<i>Part One: Areas and Integrals Are Related</i>	171
<i>Part Two: Derivatives and Integrals Are Opposites</i>	172
U-Substitution	174
16 Applications of the Fundamental Theorem	177
Calculating Area Between Two Curves	178
The Mean Value Theorem for Integration	180
<i>A Geometric Interpretation</i>	180
<i>The Average Value Theorem</i>	182
Finding Distance Traveled	183
Accumulation Functions	185
17 Integration Tips for Fractions	187
Separation	188
Tricky U-Substitution and Long Division	189
Integrating with Inverse Trig Functions	191
Completing the Square	193
Selecting the Correct Method	194
18 Advanced Integration Methods	197
Integration by Parts	198
<i>The Brute Force Method</i>	198
<i>The Tabular Method</i>	200
Integration by Partial Fractions	201
Improper Integrals	203
19 Applications of Integration	207
Volumes of Rotational Solids	208
<i>The Disk Method</i>	208
<i>The Washer Method</i>	211
<i>The Shell Method</i>	213
Arc Length	215
<i>Rectangular Equations</i>	215
<i>Parametric Equations</i>	216

Part 5: Differential Equations, Sequences, Series, and Salutations	219
20 Differential Equations	221
Separation of Variables	222
Types of Solutions	223
<i>Family of Solutions</i>	224
<i>Specific Solutions</i>	224
Exponential Growth and Decay	225
21 Visualizing Differential Equations	231
Linear Approximation	232
Slope Fields	234
Euler's Method	237
22 Sequences and Series	243
What Is a Sequence?	244
Sequence Convergence	244
What Is a Series?	245
Basic Infinite Series	247
<i>Geometric Series</i>	248
<i>P-Series</i>	249
<i>Telescoping Series</i>	249
23 Infinite Series Convergence Tests	251
Which Test Do You Use?	252
The Integral Test	252
The Comparison Test	253
The Limit Comparison Test	255
The Ratio Test	257
The Root Test	258
Series with Negative Terms	259
<i>The Alternating Series Test</i>	259
<i>Absolute Convergence</i>	261
24 Special Series	263
Power Series	264
<i>Radius of Convergence</i>	264
<i>Interval of Convergence</i>	267
Maclaurin Series	268
Taylor Series	272
25 Final Exam	275
Appendixes	
A Solutions to "You've Got Problems"	291
B Glossary	319
Index	329

Foreword

Here's a new one—a calculus book that doesn't take itself too seriously! I can honestly say that in all my years as a math major, I've never come across a book like this.

My name is Danica McKellar. I am primarily an actress and filmmaker (probably most recognized by my role as “Winnie Cooper” on *The Wonder Years*), but a while back I took a 4-year sidetrack and majored in Mathematics at UCLA. During that time I also co-authored the proof of a new math theorem and became a published mathematician. What can I say? I love math!

But let's face it. You're not buying this book because you love math. And that's okay. Frankly, most people don't love math as much as I do ... or at all for that matter. This book is not for the dedicated math majors who want every last technical aspect of each concept explained to them in precise detail.

This book is for every Bio major who has to pass two semesters of calculus to satisfy the university's requirements. Or for every student who has avoided mathematical formulas like the plague, but is suddenly presented with a whole textbook full of them. I knew a student who switched majors from chemistry to English, in order to avoid calculus!

Mr. Kelley provides explanations that give you the broad strokes of calculus concepts—and then he follows up with specific tools (and tricks!) to solve some of the everyday problems that you will encounter in your calculus classes.

You can breathe a sigh of relief—the content of this book will not demand of you what your other calculus textbooks do. I found the explanations in this book to be, by and large, friendly and casual. The definitions don't concern themselves with high-end accuracy, but will bring home the essence of what the heck your textbook was trying to describe with their 50-cent math words. In fact, don't think of this as a textbook at all. What you will find here is a conversation on paper that will hold your hand, make jokes(!), and introduce you to the major topics you'll be required to learn for your current calculus class. The friendly tone of this book is a welcome break from the clinical nature of every other math book I've ever read!

And oh, Mr. Kelley's colorful metaphors—comparing piecewise functions to Frankenstein's body parts—well, you'll understand when you get there.

My advice would be to read the chapters of this book as a nonthreatening introduction to the basic calculus concepts, and then for fine-tuning, revisit your class's textbook. Your textbook explanations should make much more sense after reading this book, and you'll be more confident and much better qualified to appreciate the specific details required of you by your class. Then you can remain in control of how detailed and nitpicky you want to be in terms of the mathematical precision of your understanding by consulting your “unfriendly” calculus textbook.

Congratulations for taking on the noble pursuit of calculus! And even more congratulations to you for being proactive and buying this book. As a supplement to your more rigorous textbook, you won't find a friendlier companion.

Good luck!

Danica McKellar

Actress, summa cum laude, Bachelor of Science in Pure Mathematics at UCLA

Introduction

Let's be honest. Most people would like to learn calculus as much as they'd like to be kicked in the face by a mule. Usually, they have to take the course because it's required or they walked too close to the mule, in that order. Calculus is dull, calculus is boring, and calculus didn't even get you anything for your birthday.

It's not like you didn't try to understand calculus. You even got this bright idea to try and read your calculus textbook. What a joke that was. You're more likely to receive the Nobel Prize for chemistry than to understand a single word of it. Maybe you even asked a friend of yours to help you, and talking to her was like trying to communicate with an Australian aborigine. You guys just didn't speak the same language.

You wish someone would explain things to you in a language that you understand, but in the back of your mind, you know that the math lingo is going to come back to haunt you. You're going to have to understand it in order to pass this course, and you don't think you've got it in you. Guess what? You do!

Here's the thing about calculus: things are never as bad as they seem. The mule didn't mean it, and I know this great plastic surgeon. I also know how terrifying calculus is. The only thing scarier than learning it is teaching it to 35 high school students in a hot, crowded room right before lunch. I've fought in the trenches at the front line and survived to tell the tale. I can even tell it in a way that may intrigue, entertain, and teach you something along the way.

We're going to journey together for a while. Allow me to be your guide in the wilderness that is calculus. I've been here before and I know the way around. My goal is to teach you all you'll need to know to survive out here on your own. I'll explain everything in plain and understandable English. Whenever I work out a problem, I'll show you every step (even the simple ones) and I'll tell you exactly what I'm doing and why. Then you'll get a chance to practice the skill on your own without my guidance. Never fear, though—I answer the question for you fully and completely in the back of the book.

I'm not going to lie to you. You're not going to find every single problem easy, but you will eventually do every one. All you need is a little push in the right direction, and someone who knows how you feel. With all these things in place, you'll have no trouble hoofing it out. Oh, sorry, that's a bad choice of words.

How This Book Is Organized

This book is presented in five parts.

In **Part 1, "The Roots of Calculus,"** you'll learn why calculus is useful and what sorts of skills it adds to your mathematical repertoire. You'll also get a taste of its history, which is marred by quite a bit of controversy. Being a math person, and by no means a history buff,

xiv The Complete Idiot's Guide to Calculus, Second Edition

I'll get into the math without much delay. However, before we can actually start discussing calculus concepts, we'll spend some quality time reviewing some prerequisite algebra and trigonometry skills.

In **Part 2, "Laying the Foundation for Calculus,"** it's time to get down and dirty. This is the moment you've been waiting for. Or is it? Most people consider calculus the study of derivatives and integrals, and we don't really talk too much about those two guys until Part 3. Am I just a royal tease? Nah. First, we have to talk about limits and continuity. These foundational concepts constitute the backbone for the rest of calculus, and without them, derivatives and integrals couldn't exist.

Finally, we meet one of the major players in **Part 3, "The Derivative."** The name says it all. All of your major questions will be answered, including what a derivative is, how to find one, and what to do if you run into one in a dark alley late at night. (Run!) You'll also learn a whole slew of major derivative-based skills: drawing graphs of functions you've never seen, calculating how quickly variables change in given functions, and finding limits that once were next to impossible to calculate. But wait, there's more! How could something called a "wiggle graph" be anything but a barrel of giggles?

In **Part 4, "The Integral,"** you meet the other big boy of calculus. Integration is almost the same as differentiation, except that you do it backwards. Intrigued? You'll learn how the area underneath a function is related to this backwards derivative, called an "antiderivative." It's also time to introduce the Fundamental Theorem of Calculus, which (once and for all) describes how all this crazy stuff is related. You'll find out that integrals are a little more disagreeable than derivatives were; they require you to learn more techniques, some of which are extremely interesting and (is it possible?) even a little fun!

Now that you've met the leading actor and actress in this mathematical drama, what could possibly be left? In **Part 5, "Differential Equations, Sequences, Series, and Salutations,"** you meet the supporting cast. Although they play only very small roles, calculus wouldn't be calculus without them. You'll experiment with differential equations using slope fields and Euler's Method, two techniques that have really gained popularity in the last decade of calculus (and you thought that calculus has been the same since the beginning of time ...). Finally, you'll play around with infinite series, which are similar to puzzles you've seen since you started kindergarten ("Can you name the next number in this pattern?"). At the very end, you can take a final exam on all the content of the book, and get even more practice!

Extras

As a teacher, I constantly found myself going off on tangents—everything I mentioned reminded me of something else. These peripheral snippets are captured in this book as well. Here's a guide to the different sidebars you'll see peppering the pages that follow.



Critical Point

These notes, tips, and thoughts will assist, teach, and entertain. They add a little something to the topic at hand, whether it be sound advice, a bit of wisdom, or just something to lighten the mood a bit.

def•i•ni•tion

Calculus is chock-full of crazy- and nerdy-sounding **words and phrases**. In order to become King or Queen Math Nerd, you'll have to know what they mean!



Kelley's Cautions

Although I will warn you about common pitfalls and dangers throughout the book, the dangers in these boxes deserve special attention. Think of these as skulls and crossbones painted on little signs that stand along your path. Heeding these cautions can sometimes save you hours of frustration.

You've Got Problems

Math is not a spectator sport! After we discuss a topic, I'll explain how to work out a certain type of problem, and then you have to try it on your own. These problems will be very similar to those that I walk you through in the chapters, but now it's your turn to shine. Even though all the answers appear in Appendix A, you should only look there to check your work.

Acknowledgments

There are many people who supported, cajoled, and endured me when I undertook the daunting task of book writing and then rewriting for the second edition. Although I cannot thank all those who helped me, I do want to name a few of them here. First of all, thanks to the people who made this book possible: Jessica Faust (for tracking me down and getting me to write this puppy), Mike Sanders (who gave the green light and continues to do so again and again), Nancy Lewis (who is the only person on earth who actually had to read this whole thing), and Sue Strickland (who reviewed for technical accuracy because she supports me no matter what I do, and because she enjoys telling her college students who recommend my book, "I know about it. I'm in it.").

On a more personal level, there are a few other people I need to thank.

Lisa, who makes my life better and easier, by just being herself. Not many people would have agreed to marry me, let alone thrive surrounded by three little people who will one day understand that the best way to say "I'm hungry" is not to scream until you soil

yourself. Thanks for your patience, your kindness, and always telling me where the salad spinner goes, since Lord knows I'll never remember.

All my kids: Nick, Erin, and Sara. Despite all of my many faults, your Dad loves you very much—but the best thing of all is that you already know that, and love me right back.

Can't forget Mom, who worked 200 hours a week when things went south at our house, just to make sure we'd get by.

To Dave, the Dawg (also spelled D-O-double G). I have learned much from you, not the least of which is that, more than anything else, I also hate ironing shirts.

On to the friends who have stuck by me forever: Rob (Nickels) Halstead, Chris (The Cobra) Sarampote, and Matt (The Prophet) Halnon—three great guys with whom I have shared very squalid apartments and lots of good poker games. For convenience, their poker nicknames are included, and for embarrassing reasons, mine is not.

Finally, to Joe, who always asked how the book was going, and for assuring me it'd be a "home run."

Special Thanks to the Technical Reviewer

The Complete Idiot's Guide to Calculus, Second Edition, was reviewed by Susan Strickland, an expert who double-checked the accuracy of what you'll learn here. The publisher would like to extend our thanks to Sue for helping us ensure that this book gets all its facts straight.

Susan Strickland received a B.S. in Mathematics from St. Mary's College of Maryland in 1979, an M.S. in Mathematics from Lehigh University in Bethlehem, Pennsylvania, in 1982, and took graduate courses in Mathematics Education at The American University in Washington, D.C., from 1989 through 1991. She was an assistant professor of mathematics and supervised student mathematics teachers at St. Mary's College of Maryland from 1983 through 2001. In the summer of 2001, she accepted the position as a professor of mathematics at the College of Southern Maryland, where she expects to be until she retires! Her interests include teaching mathematics to the "math phobics," training new math teachers, and solving math games and puzzles.

Trademarks


All terms mentioned in this book that are known to be or are suspected of being trademarks or service marks have been appropriately capitalized. Alpha Books and Penguin Group (USA) Inc. cannot attest to the accuracy of this information. Use of a term in this book should not be regarded as affecting the validity of any trademark or service mark.


Part 1

The Roots of Calculus

You've heard of Newton, haven't you? If not the man, then at least the fruit-filled cookie? Well, the Sir Isaac variety of Newton is one of the two men responsible for bringing calculus into your life and your course-requirement list. Actually, he is just one of the two men who should shoulder the blame. Calculus's history is long, however, and its concepts predate either man. Before we start studying calculus, we'll take a (very brief) look at its history and development and answer that sticky question: "Why do I have to learn this?"

Next, it's off to practice our prerequisite math skills. You wouldn't try to bench-press 300 pounds without warming up first, would you? A quick review of linear equations, factoring, quadratic equations, function properties, and trigonometry will do a body good. Even if you think you're ready to jump right into calculus, this brief review is recommended. I bet you've forgotten a few things you'll need to know later, so take care of that now!





Chapter

1

What Is Calculus, Anyway?

In This Chapter

- ◆ Why calculus is useful
- ◆ The historic origins of calculus
- ◆ The authorship controversy
- ◆ Can I ever learn this?

The word *calculus* can mean one of two things: a computational method or a mineral growth in a hollow organ of the body, such as a kidney stone. Either definition often personifies the pain and anguish endured by students trying to understand the subject. It is far from controversial to suggest that mathematics is not the most popular of subjects in contemporary education; in fact, calculus holds the great distinction of King of the Evil Math Realm, especially by the math phobic. It represents an unattainable goal, an unthinkable miasma of confusion and complication, and few venture into its realm unless propelled by such forces as job advancement or degree requirement. No one knows how much people fear calculus more than a calculus teacher.

The minute people find out that I taught a calculus class, they are compelled to describe, in great detail, exactly how they did in high school math, what subject they “topped out” in, and why they feel that calculus is the embodiment of evil. Most of these people are my barbers, and I can’t explain why. All of the friendly folks at the Hair Cuttery have come to know me as the strange balding man with arcane and baffling mathematical knowledge.

Most of the fears surrounding calculus are unjustified. Calculus is a step up from high school algebra, no more. Following a straightforward list of steps, just like you do with most algebra problems, solves the majority of calculus problems. Don't get me wrong—calculus is not always easy, and the problems are not always trivial, but it is not as imposing as it seems. Calculus is a truly fascinating tool with innumerable applications to “real life,” and for those of you who like soap operas, it's got one of the biggest controversies in history to its credit.

What's the Purpose of Calculus?

Calculus is a very versatile and useful tool, not a one-trick pony by any stretch of the imagination. Many of its applications are direct upgrades from the world of algebra—methods of accomplishing similar goals, but in a far greater number of situations. Whereas it would be impossible to list all the uses of calculus, the following list represents some interesting highlights of the things you will learn by the end of the book.



Critical Point

What we call “calculus,” scholars call “*the calculus*.” Because any method of computation can be called a calculus and the discoveries comprising modern-day calculus are so important, the distinction is made to clarify. I personally find the terminology a little pretentious and won't use it. I've never been asked “Which calculus are you talking about?”

Finding the Slopes of Curves

One of the earliest algebra topics learned is how to find the slope of a line—a numerical value that describes just how slanted that line is. Calculus affords us a much more generalized method of finding slopes. With it, we can find not only how steeply a line slopes, but indeed, how steeply any curve slopes at any given time. This might not at first seem useful, but it is actually one of the most handy mathematics applications around.

Calculating the Area of Bizarre Shapes

Without calculus, it is difficult to find areas of shapes other than those whose formulas you learned in geometry. Sure, you may be a pro at finding the area of a circle, square, rectangle, or triangle, but how would you find the area of a shape like the one shown in Figure 1.1?

Justifying Old Formulas

There was a time in your math career when you took formulas on faith. Sometimes we still need to do that, but calculus affords us the opportunity to finally verify some of those old formulas, especially from geometry. You were always told that the volume of a cone was

one third the volume of a cylinder with the same radius ($V = \frac{1}{3}\pi r^2 b$), but through a simple calculus process of three-dimensional linear rotation, we can finally prove it. (By the way, the process really is simple even though it may not sound like it right now.)

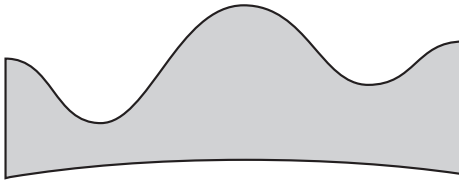


Figure 1.1

Calculate this area? We're certainly not in Kansas anymore

Calculate Complicated x -Intercepts

Without the aid of a graphing calculator, it is exceptionally hard to calculate an *irrational root*. However, a simple, repetitive process called Newton's Method (named after Sir Isaac Newton) allows you to calculate an irrational root to whatever degree of accuracy you desire.

def•i•ni•tion

An **irrational root** is an x -intercept that is not a fraction. Fractional (rational) roots are much easier to find, because you can typically factor the expression to calculate them, a process that is taught in the earliest algebra classes. No good, generic process of finding irrational roots is possible until you use calculus.

Visualizing Graphs

You may already have a good grasp of lines and how to visualize their graphs easily, but what about the graph of something like $y = x^3 + 2x^2 - x + 1$?

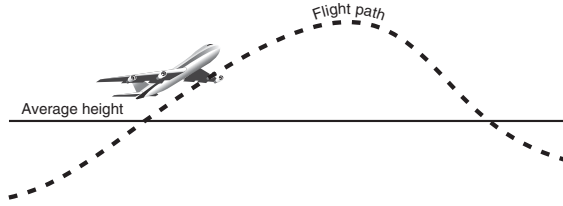
Very elementary calculus tells you exactly where that graph will be increasing, decreasing, and twisting. In fact, you can find the highest and lowest points on the graph without plotting a single point.

Finding the Average Value of a Function

Anyone can average a set of numbers, given the time and the fervent desire to divide. Calculus allows you to take your averaging skills to an entirely new level. Now you can even find, on average, what height a function travels over a period of time. For example, if you graph the path of an airplane (see Figure 1.2), you can calculate its average cruising altitude with little or no effort. Determining its average velocity and acceleration are no harder. You may never have had the impetus to do such a thing, but you've got to admit that it's certainly more interesting than averaging the odd numbers less than 50.

Figure 1.2

Even though this plane's flight path is not defined by a simple shape (like a semi-circle), using calculus you can calculate all sorts of things, like its average altitude during the journey or the number of complementary peanuts you dropped when you fell asleep.

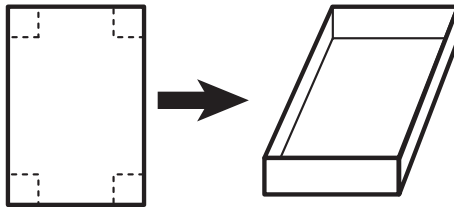


Calculating Optimal Values

One of the most mind-bendingly useful applications of calculus is the optimization of functions. In just a few steps, you can answer questions such as “If I have 1,000 feet of fence, what is the largest rectangular yard I can make?” or “Given a rectangular sheet of paper which measures 8.5 inches by 11 inches, what are the dimensions of the box I can make containing the greatest volume?” The traditional way to create an open box from a rectangular surface is to cut congruent squares from the corners of the rectangle and then to fold the resulting sides up, as shown in Figure 1.3.

Figure 1.3

With a few folds and cuts, you can easily create an open box from a rectangular surface.



I tend to think of learning calculus and all of its applications as suddenly growing a third arm. Sure, it may feel funny having a third arm at first. In fact, it'll probably make you stand out in bizarre ways from those around you. However, given time, you're sure to find many uses for that arm that you'd have never imagined without having first possessed it.

Who's Responsible for This?

Tracking the discovery of calculus is not as easy as, say, tracking the discovery of the safety pin. Any new mathematical concept is usually the result of hundreds of years of investigation, debate, and debacle. Many come close to stumbling upon key concepts, but only the lucky few who finally make the small, key connections receive the credit. Such is the case with calculus.

Calculus is usually defined as the combination of the differential and integral techniques you will learn later in the book. However, historical mathematicians would never have swallowed the concepts we take for granted today. The key ingredient missing in mathematical antiquity was the hairy notion of infinity. Mathematicians and philosophers of the time had an extremely hard time conceptualizing infinitely small or large quantities. Take, for instance, the Greek philosopher Zeno.

Ancient Influences

Zeno took a very controversial position in mathematical philosophy: he argued that all motion is impossible. In the paradox titled Dichotomy, he used a compelling, if not strange, argument illustrated in Figure 1.4.

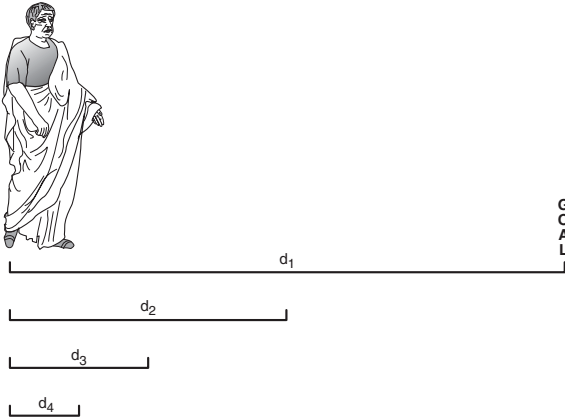


Figure 1.4

The infinite subdivisions described in Zeno's Dichotomy.



Critical Point

The most famous of Zeno's paradoxes is a race between a tortoise and the legendary Achilles called, appropriately, *the Achilles*. Zeno contends that if the tortoise has a head start, no matter how small, Achilles will never be able to close the distance. To do so, he'd have to travel half of the distance separating them, then half of that, ad nauseum, presenting the same dilemma illustrated by the Dichotomy.

In Zeno's argument, the individual pictured wants to travel to the right, to his eventual destination. However, before he can travel that distance (d_1), he must first travel half of that distance (d_2). That makes sense, since d_2 is smaller and comes first in the path. However, before the d_2 distance can be completed, he must first travel half of it (d_3). This procedure can be repeated indefinitely, which means that our beleaguered sojourner must travel an infinite number of distances. No one can possibly do an infinite number of things in a finite amount of time, says Zeno, since an infinite list will never be exhausted. Therefore, not only will the man never reach his destination, he will, in fact, never start moving at all! This could account for the fact that you never seem to get anything done on Friday afternoons.



Critical Point

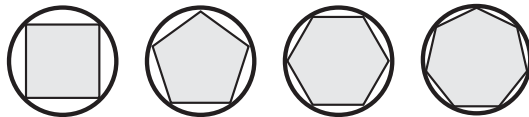
In case the suspense is killing you, let me ruin the ending for you. The essential link to completing calculus and satisfying everyone's concerns about infinite behavior was the concept of limit, which laid the foundation for both derivatives and integrals.

Zeno didn't actually believe that motion was impossible. He just enjoyed challenging the theories of his contemporaries. What he, and the Greeks of his time, lacked was a good understanding of infinite behavior. It was unfathomable that an innumerable number of things could fit into a measured, fixed space. Today, geometry students accept that a line segment, though possessing fixed length, contains an infinite number of points. The development of some reasonable and yet mathematically sound concept of very large quantities or very small quantities was required before calculus could sprout.

Some ancient mathematicians weren't troubled by the apparent contradiction of an infinite amount in a finite space. Most notably, Euclid and Archimedes contrived the method of exhaustion as a technique to find the area of a circle, since the exact value of π wouldn't be around for some time. In this technique, regular polygons were inscribed in a circle; the higher the number of sides of the polygon, the closer the area of the polygon would be to the area of the circle (see Figure 1.5).

Figure 1.5

The higher the number of sides, the closer the area of the inscribed polygon approximates the area of the circle.



In order for the method of exhaustion (which is aptly titled, in my opinion) to give the exact value for the circle, the polygon would have to have an infinite number of sides. Indeed, this magical incarnation of geometry can only be considered theoretically, and the idea that a shape of infinite sides could have a finite area made most people of the time

very antsy. However, seasoned calculus students of today can see this as a simple limit problem. As the number of sides approaches infinity, the area of the polygon approaches πr^2 , where r is the radius of the circle. Limits are essential to the development of both the derivative and integral, the two fundamental components of calculus. Although Newton and Leibniz were unearthing the major discoveries of calculus in the late 1600s and early 1700s, no one had established a formal limit definition. Although this may not keep *us* up at night, it was, at the least, troubling at the time. Mathematicians worldwide started sleeping more soundly at night circa 1751, when Jean Le Rond d'Alembert wrote *Encyclopédie* and established the formal definition of the limit. The delta-epsilon definition of the limit we use today is very close to that of d'Alembert.

Even before its definition was established, however, Newton had given a good enough shot at it that calculus was already taking shape.

Newton vs. Leibniz

Sir Isaac Newton, who was born in poor health in 1642 but became a world-renowned smart guy (even during his own time), once retorted, “If I have seen farther than Descartes, it is because I have stood on the shoulders of giants.” No truer thing could be said about any major mathematical discovery, but let’s not give the guy too much credit for his supposed modesty ... more to come on that in a bit. Newton realized that infinite series (e.g., the method of exhaustion) were not only great approximators, but if allowed to actually reach infinity, they gave the exact values of the functions they approximated. Therefore, they behaved according to easily definable laws and restrictions usually only applied to known functions. Most importantly, he was the first person to recognize and utilize the inverse relationship between the slope of a curve and the area beneath it.

That inverse relationship (contemporarily called the Fundamental Theorem of Calculus) marks Newton as the inventor of calculus. He published his findings, and his intuitive definition of a limit, in his 1687 masterwork entitled *Philosophiæ Naturalis Principia Mathematica*. The *Principia*, as it is more commonly known today, is considered by some (those who consider such things, I suppose) to be the greatest scientific work of all time, excepting of course any books yet to be written by the comedian Sinbad. Calculus was actively used to solve the major scientific dilemmas of the time:

- ◆ Calculating the slope of the tangent line to a curve at any point along its length
- ◆ Determining the velocity and acceleration of an object given a function describing its position, and designing such a position function given the object’s velocity or acceleration
- ◆ Calculating arc lengths and the volume and surface area of solids
- ◆ Calculating the relative and absolute *extrema* of objects, especially projectiles

def•i•ni•tion

Extrema points are high or low points of a curve (maxima or minima, respectively). In other words, they represent extreme values of the graph, whether extremely high or extremely low, in relation to the points surrounding them.

However, with a great discovery often comes great controversy, and such is the case with calculus.

Enter Gottfried Wilhelm Leibniz, child prodigy and mathematical genius. Leibniz was born in 1646 and completed college, earning his Bachelor's degree, at the ripe old age of 17. Because Leibniz was primarily self-taught in the field of mathematics, he often discovered important mathematical concepts on his own, long after someone else had already published them. Newton actually credited Leibniz in his *Principia* for developing a method similar to his. That similar method evolved into a near match of Newton's work in calculus, and in fact, Leibniz published his breakthrough work inventing calculus *before* Newton, although Newton had already made the exact discovery years before Leibniz. Some argue that Newton possessed extreme sensitivity to criticism and was, therefore, slow to publish. The mathematical war was on: who invented calculus first and thus deserved the credit for solving a riddle thousands of years old?



Critical Point

Ten years after Leibniz's death, Newton erased the reference to Leibniz from the third edition of the *Principia* as a final insult. This is approximately the academic equivalent of Newton throwing a chair at Leibniz on *The Jerry Springer Show* (topic: "You published your solution to an ancient mathematical riddle before me and I'm fightin' mad!").

Today, Newton is credited for inventing calculus first, although Leibniz is credited for its first publication. In addition, the shadow of plagiarism and doubt has been lifted from Leibniz, and it is believed that he discovered calculus completely independent of Newton.

However, two distinct factions arose and fought a bitter war of words. British mathematicians sided with Newton, whereas continental Europe supported Leibniz, and the war was long and hard. In fact, British mathematicians were effectively alienated from the rest of the European mathematical community because of the rift, which probably accounts for the fact that there were no great mathematical discoveries made in Britain for some time thereafter.

Although Leibniz just missed out on the discovery of calculus, many of his contributions live on in the language and symbols of mathematics. In algebra, he was the first to use a dot to indicate multiplication ($3 \cdot 4 = 12$) and a colon to designate a proportion ($1:2 = 3:6$). In geometry, he contributed the symbols for congruent (\cong) and similar (\sim). Most famous of all, however, are the symbols for the derivative and the integral, which we also use.

Will I Ever Learn This?

History aside, calculus is an overwhelming topic to approach from a student's perspective. There are an incredible number of topics, some of which are related, but most of which are not in any obvious sense. However, there is no topic in calculus that is, in and of itself, very difficult once you understand what is expected of you. The real trick is to quickly recognize what sort of problem is being presented and then to attack it using the methods you will read and learn in this book.

I have taught calculus for a number of years, to high school students and adults alike, and I believe that there are four basic steps to succeeding in calculus:



Critical Point

Leibniz also coined the term *function*, which is commonly learned in an elementary algebra class. However, most of Leibniz's discoveries and innovations were eclipsed by Newton, who made great strides in the topics of gravity, motion, and optics (among other things). The two men were bitter rivals and were fiercely competitive against each other.

- ◆ *Make sure to understand what the major vocabulary words mean.* This book will present all important vocabulary terms in simple English, so you understand not only what the terms mean, but how they apply to the rest of your knowledge.
- ◆ *Sift through the complicated wording of the important calculus theorems and strip away the difficult language.* Math is just as foreign a language as French or Spanish to someone who doesn't enjoy numbers, but that doesn't mean you can't understand complicated mathematical theorems. I will translate every theorem into plain English and make all the underlying implications perfectly clear.
- ◆ *Develop a mathematical instinct.* As you read, I will help you recognize subtle clues presented by calculus problems. Most problems do everything but tell you exactly how they must be solved. If you read carefully, you will develop an instinct, a feeling that will tingle in your inner fiber and guide you toward the right answers. This comes with practice, practice, practice, so I'll provide sample problems with detailed solutions to help you navigate the muddy waters of calculus.
- ◆ *Sometimes you just have to memorize.* There are some very advanced topics covered in calculus that are hard to prove. In fact, many theorems cannot be proven until you take much more advanced math courses. Whenever I think that proving a theorem will help you understand it better, I will do so and discuss it in detail. However, if a formula, rule, or theorem has a proof that I deem unimportant to you mastering the topic in question, I will omit it, and you'll just have to trust me that it's for the best.

The Least You Need to Know

- ◆ Calculus is the culmination of algebra, geometry, and trigonometry.
- ◆ Calculus as a tool enables us to achieve greater feats than the mathematics courses that precede it.
- ◆ Limits are foundational to calculus.
- ◆ Newton and Leibniz both discovered calculus independently, though Newton discovered it first.
- ◆ With time and dedication, anyone can be a successful calculus student.

Chapter 2

Polish Up Your Algebra Skills

In This Chapter

- ◆ Creating linear equations
- ◆ The properties of exponents
- ◆ Factoring polynomials
- ◆ Solving quadratic equations

If you are an aspiring calculus student, somewhere in your past you probably had to do battle with the beast called algebra. Not many people have positive memories associated with their algebraic experiences, and I am no different. Forget the fact that I was a math major, a calculus teacher, and even took my calculator to bed with me when I was young (a true but very sad story). I hated algebra for many reasons, not the least of which was that I felt I could never keep up with it. Every time I seemed to understand algebra, we'd be moving on to a new topic much harder than the last.

Being an algebra student is just like fighting Mike Tyson. Here is this champion of mathematical reasoning that has stood unchallenged for hundreds of years, and you're in the ring going toe-to-toe with it. You never really reach back for that knockout punch because you're too busy fending off your opponent's blows. When the bell rings to signal the end of the fight, all you can think is "I survived!" and hope that someone can carry you out of the ring.

Perhaps you didn't hate algebra as much as I did. You might be one of those lucky people who understood algebra easily. You are very lucky. For the rest of us, however, there is hope. Algebra is much easier in retrospect than when you were first being pummeled by it. As calculus is a grand extension of algebra, you will, of course, need a large repertoire of algebra skills. So it's time to slip those old boxing gloves back on and go a few rounds with your old sparring partner. The good news is you've undoubtedly gotten stronger since the last bout. If, however, a brief algebra review is not enough for you, pick up this book's prequel, *The Complete Idiot's Guide to Algebra*, by yours truly.

Walk the Line: Linear Equations

Graphs play a large role in calculus, and the simplest of graphs, the line, surprisingly pops up all the time. As such, it is important that you can recognize, write, and analyze graphs and equations of lines. To begin, remember that a line's equation always has three components: two variable terms and a constant (numeric) term. One of the most common ways to write an equation is in standard form.

Common Forms of Linear Equations

A line in standard form looks like this: $Ax + By = C$. In other words, the variable terms are on the left side and the number is on the right side of the equal sign. Also, to officially be in standard form, the coefficients (A , B , and C) must be *integers*, and A is supposed to be positive. What's the purpose of standard form? A linear equation can have many different forms (for example, $x + y = 2$ is the same line as $x = 2 - y$). However, once in standard form, all lines with the same graph have the exact same equation. Therefore, standard form is especially handy for instructors; they'll often ask that answers be put into standard form to avoid alternate correct answers.

def•i•nition

An **integer** is a number without a decimal or fractional part. For example, 3 and -6 are integers, whereas 10.3 and $-\frac{1}{2}$ are not.

You've Got Problems

Problem 1: Put the following linear equation into standard form:

$$3x - 4y - 1 = 9x + 5y - 12$$

There are two major ways to create the equation of a line. One requires that you have the slope and the y -intercept of the line. Appropriately enough, it is called slope-intercept form: $y = mx + b$. In this equation, m represents the slope and b the y -intercept. Notice the major characteristic of an equation in slope-intercept form: it is solved for y . In other words, y appears by itself on the left side of the equation.

Example 1: Write the equation of a line with slope -3 and y -intercept 5 .

Solution: In slope intercept form, $m = -3$ and $b = 5$, so plug those into the slope-intercept formula:

$$\begin{aligned}y &= mx + b \\y &= -3x + 5\end{aligned}$$

Another way to create a linear equation requires a little less information—only a point and the slope (the point doesn't have to be the y -intercept). This (thanks to the vast creativity of mathematicians) is called point-slope form. Given the point (x_1, y_1) and slope m , the equation of the resulting line will be $y - y_1 = m(x - x_1)$.

You will find this form extremely handy throughout the rest of your travels with calculus, so make sure you understand it. Don't get confused between the x 's and x_1 's or the y 's and the y_1 's. The variables with the subscript represent the coordinates of the point you're given. Don't replace the other x and y with anything—these variables are left in your final answer. Watch how easy this is.

Example 2: If a line g contains the point $(-5, 2)$ and has slope $-\frac{1}{5}$, what is the equation of g in standard form?

Solution: Because you are given a slope and a point (which is not the y -intercept) you should use point-slope form to create the equation of the line. Therefore, $m = -\frac{1}{5}$, $x_1 = -5$, and $y_1 = 2$. Plug these values into point-slope form and get:

$$\begin{aligned}y - 2 &= -\frac{1}{5}(x - (-5)) \\y - 2 &= -\frac{1}{5}(x + 5)\end{aligned}$$

If this equation is supposed to be in standard form, you're not allowed to have any fractions. Remember that the coefficients have to be integers, so to get rid of the fractions, multiply the entire equation by 5:

$$\begin{aligned}5y - 10 &= -(x + 5) \\5y - 10 &= -x - 5\end{aligned}$$

Now, move the variables to the left and the constants to the right and make sure the x term is positive; this puts everything in standard form:

$$x + 5y = 5$$

You've Got Problems

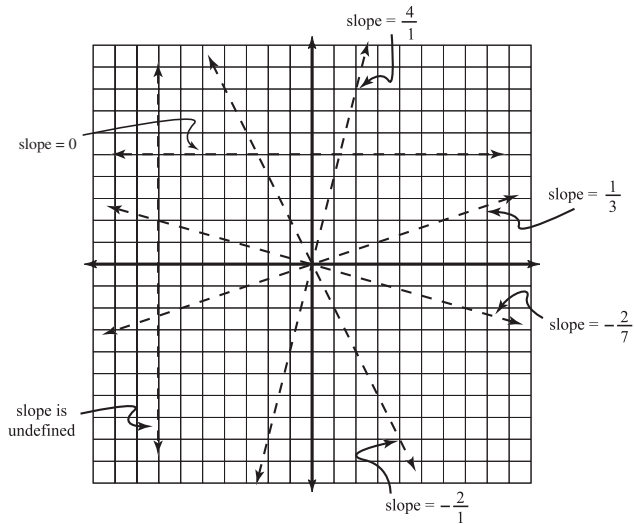
Problem 2: Find the equation of the line through point $(0,-2)$ with slope $\frac{2}{3}$ and put it in standard form.

Calculating Slope

You might have noticed that both of the ways we use to create lines absolutely require that you know the slope of the line. The slope of the line is *that* important (almost as important as wearing both shoes and a shirt if you want to buy a Slurpee at 7-Eleven). The *slope* of a line is a number that describes precisely how “slanty” that line is—the larger the value of the slope, the steeper the line. Furthermore, the sign of the slope (in most cases Capricorn) will tell you whether or not the line rises or falls as it travels.

As shown in Figure 2.1, lines with shallower inclines have smaller slopes. If the line rises (from left to right), the slope is positive; if, however, it falls from left to right, the slope is negative. Horizontal lines have 0 slope (neither positive nor negative), and vertical lines are said to have an undefined slope, or no slope at all.

Figure 2.1
Calculating the slope of a line.



It is very easy to calculate the slope of any line: find any two points on the line, (a,b) and (c,d) , and plug them into this formula:

$$\text{slope} = \frac{d - b}{c - a}$$

In essence, you are finding the difference in the y 's and dividing by the difference in the x 's. If the numerator is larger, the y 's are changing faster, and the line is getting steeper. On the other hand, if the denominator is larger, the line is moving more quickly to the left or right than up and down, creating a shallow incline.

You've Got Problems

Problem 3: Find the slope of the line that contains points $(3,7)$ and $(-1,4)$.

You should also remember that parallel lines have equal slopes, whereas perpendicular lines have slopes that are negative reciprocals of one another. Therefore, if line g has slope $\frac{5}{7}$, then a parallel line h would have slope $\frac{5}{7}$ also; a perpendicular line k would have slope $-\frac{7}{5}$. We use this information in the next example.

Example 3: Find the equation of line j given that it is parallel to the line $2x - y = 6$ and contains the point $(-1,1)$; write j in slope-intercept form.

Solution: This problem requires you to create the equation of a line, and you'll find that the best way to do this every time is via point-slope form. So you need a point and a slope. Well, you already have the point: $(-1,1)$. Using your keen sense of deduction, you know that only the slope is left to find and that'll be that. But how to find the slope? If j is *parallel* to $2x - y = 6$, then the lines must have the same slope, so what's the slope of $2x - y = 6$? Here's the key: if you solve it for y , it will be in slope-intercept form, and the slope, m , is simply the coefficient of x . When you do so, you get $y = 2x - 6$. Therefore, the slope of both lines is 2, and you can use point-slope form to write the equation of j :

$$\begin{aligned} y - y_1 &= m(x - x_1) \\ y - 1 &= 2(x - (-1)) \\ y - 1 &= 2(x + 1) \end{aligned}$$

Solve for y to put the equation in slope-intercept form:

$$y = 2x + 3$$

You've Got the Power: Exponential Rules

I find that exponents are the bane of many calculus students. Whether they never learned exponents well in the first place or simply make careless mistakes, exponential errors are a

treasure trove of frustration. Therefore, it's worth your while to spend a few minutes and refresh yourself on the major exponential rules. You may find this exercise "empowering." If so, call and tell Oprah, because it might earn me a guest spot on her show.

- ◆ Rule one: $x^a \cdot x^b = x^{a+b}$

Explanation: If you multiply two terms with the same base (here it's x), add the powers and keep the base. For example, $a^2 \cdot a^7 = a^9$.

- ◆ Rule two: $\frac{x^a}{x^b} = x^{a-b}$

Explanation: This is the opposite of rule one. If you divide (instead of multiply) two terms with the same base, then you subtract (instead of add) the powers and keep the base. For example, $\frac{w^7}{w^3} = w^4$.

- ◆ Rule three: $x^{-a} = \frac{1}{x^a}$

Explanation: A negative exponent indicates that a variable is in the wrong spot, and belongs in the opposite part of the fraction, but it only affects the variable it's touching.

For example, in the expression $\frac{x^3 y^{-2}}{3}$, only the y is raised to a negative power, so it needs to be in the opposite part of the fraction. Correctly simplified, that fraction looks like this: $\frac{x^3}{3y^2}$. Note that the exponent becomes positive when it moves to the right place. Remember that a happy (positive) exponent is where it belongs in a fraction.

- ◆ Rule four: $(x^a)^b = x^{ab}$

Explanation: If an exponential expression is raised to a power, you should multiply the exponents and keep the base. For example, $(b^7)^3 = b^{21}$.

- ◆ Rule five: $x^{a/b} = \sqrt[b]{x^a}$ and $(\sqrt[b]{x})^a$

Explanation: The numerator of the fractional power remains the exponent. The denominator of the power tells you what sort of radical (square root, cube root, etc.). For example, $4^{3/2}$ can be simplified as either $\sqrt{4^3}$ or $(\sqrt{4})^3$. Either way, the answer is 8.



Critical Point

Eliminate negative exponents in your answers. Most instructors consider an answer with negative exponents in it unsimplified. They must see the glass as half-empty. Think about it. How many cheery math teachers do you know?

Example 4: Simplify $xy^{1/3}(x^2y)^3$.

Solution: Your first step should be to raise (x^2y) to the third power. You have to use rule four twice (the current exponent of y is understood to be 1 if it is not written). This gives you $x^{2 \cdot 3}y^{1 \cdot 3} = x^6y^3$. The problem now looks like this: $xy^{1/3}(x^6y^3)$.

To finish, you have to multiply the x 's and y 's together using rule one:

$$\begin{aligned} x \cdot x^6 \cdot y^{1/3} \cdot y^3 \\ x^{1+6} y^{\frac{1}{3}+3} \\ x^7 y^{10/3} \end{aligned}$$

You've Got Problems

Problem 4: Simplify the expression $(3x^{-3}y^2)^2$ using exponential rules.

Breaking Up Is Hard to Do: Factoring Polynomials

Factoring is one of those things you see over and over and over again in algebra. I have found that even among my students who disliked math, factoring was popular ... it's something that some people just "got," even when most everything else escaped them. This is not the case, however, in many European schools, a fact that surprised my colleagues and me when I was a high school teacher.

Canadian exchange students gave me blank stares when we discussed factoring in class.

This is not to say that these students were not extremely intelligent (which they were); they just used other methods. However, factoring does come in very handy throughout calculus, so I deem it important enough to earn it some time here. Call it patriotism.

def·i·ni·tion

Factoring is the process of "unmultiplying," breaking a number or expression down into parts that, if multiplied together, return the original quantity.

Calculus does not require that you factor complicated things, so we'll stick to the basics here. *Factoring* is basically reverse multiplying—undoing the process of multiplication to see what was there to begin with. For example, you can break down the number 6 into factors of 3 and 2, since $3 \cdot 2 = 6$. There can be more than one correct way to factor something.

Greatest Common Factors

Factoring using the greatest common factor is the easiest method of factoring and is used whenever you see terms that have pieces in common. This is much easier than it sounds. Take, for example, the expression $4x + 8$.

Notice that both terms can be divided by 4, making 4 a common factor. Therefore, you can write the expression in the factored form of $4(x + 2)$.

In effect, I have “pulled out” the common factor of 4, and what’s left behind are the terms once 4 has been divided out of each. In these type of problems, you should ask yourself, “What do each of the terms have in common?” and then pull that greatest common factor out of each to write your answer in factored form.

You’ve Got Problems

Problem 5: Factor the expression $7x^2y - 21xy^3$.

Special Factoring Patterns

You should feel comfortable factoring trinomials such as $x^2 + 5x + 4$ using whatever method suits you. Most people play with binomial pairs until they stumble across something that works, in this case $(x + 4)(x + 1)$, whereas others undergo more complicated means. Regardless of your personal “flair,” there are some patterns that you should have memorized:

- ◆ Difference of perfect squares: $a^2 - b^2 = (a + b)(a - b)$

Explanation: A perfect square is a number like 16, which can be created by multiplying something times itself. In the case of 16, that something is 4, since 4 times itself is 16. If you see one perfect square being subtracted from another, you can automatically factor it using the pattern above. For example, $x^2 - 25$ is a difference of x^2 and 25, and both are perfect squares. Thus, it can be factored as $(x + 5)(x - 5)$.

- ◆ Sum of perfect cubes: $a^3 + b^3 = (a + b)(a^2 - ab + b^2)$

Explanation: Perfect cubes are similar to perfect squares. The number 125 is a perfect cube because $5 \cdot 5 \cdot 5 = 125$. This pattern is a little clumsier to memorize, but it can be handy occasionally. This formula can be altered just slightly to factor the *difference* of perfect cubes, as illustrated in the next bullet. Other than a couple of sign changes, the process is the same.



Kelley's Cautions

You cannot factor the *sum* of perfect squares, so whereas $x^2 - 4$ is factorable, $x^2 + 4$ is not!

◆ Difference of perfect cubes: $a^3 - b^3 = (a - b)(a^2 + ab + b^2)$

Explanation: Enough with the symbols for these formulas—let's do an example.

Example 5: Factor $x^3 - 27$ using the difference of perfect cubes factoring pattern.

Solution: Note that x is a perfect cube since $x \cdot x \cdot x = x^3$, and 27 is also, since $3 \cdot 3 \cdot 3 = 27$. Therefore, $x^3 - 27$ corresponds to $a^3 - b^3$ in the formula, making $a = x$ and $b = 3$. Now, all that's left to do is plug a and b into the formula:

$$a^3 - b^3 = (a - b)(a^2 + ab + b^2)$$

$$x^3 - 27 = (x - 3)(x^2 + 3x + 9)$$

You cannot factor $(x^2 + 3x + 9)$ any further, so you are finished.

You've Got Problems

Problem 6: Factor the expression $8x^3 + 343$.

Solving Quadratic Equations

Before you put algebra review in the rearview mirror, there's one last stop. Sure, you've been able to solve equations like $x + 9 = 12$ forever, but when the equations get a little trickier, maybe you get a little panicky. Forgetting how to solve quadratic equations (equations whose highest exponent is a 2) has distinct symptoms: dizziness, shortness of breath, nausea, and loss of appetite. To fight this ailment, take the following 3 tablespoons of quadratic problem solving and call me in the morning.

Every quadratic equation can be solved with the *quadratic formula* (method three, which follows), but it's important that you know the other two methods as well. Factoring is undoubtedly the fastest of the three methods, so you should definitely try it first. Few people choose completing the square as their first option, but it (like the quadratic formula) works every time, though it has a few more steps than its counterpart. However, you *have* to learn completing the square, because it pops up later in calculus, when you least expect it.

Method One: Factoring

To begin, set your quadratic equation equal to 0; this means add and subtract the terms as necessary to get them all to one side of the equation. If the resulting equation is factorable, factor it and set each individual term equal to 0. These little baby equations will give you the solutions to the equation. That's all there is to it.

Example 6: Solve the equation $3x^2 + 4x = -1$ by factoring.

Solution: Always start the factoring method by setting the equation equal to 0. In this case, start by adding 1 to each side of the equation: $3x^2 + 4x + 1 = 0$.

Now, factor the equation and set each factor equal to 0. This creates two cute little mini-equations that need to be solved, giving you the final answer:

$$\begin{aligned}(3x + 1)(x + 1) &= 0 \\ 3x + 1 = 0 \quad \text{or} \quad x + 1 &= 0 \\ x = -\frac{1}{3} \quad \text{or} \quad x &= -1\end{aligned}$$

This equation has two solutions: $x = -\frac{1}{3}$ or $x = -1$. You can check them by plugging each separately into the original equation, and you'll find that the result is true.

Method Two: Completing the Square

As I mentioned earlier, this method is a little trickier than the other two, but you really do need to learn it now, or you'll be coming back to figure it out later. I've learned that it's best to learn this method in the context of an example, so let's go to it.

Example 7: Solve the equation $2x^2 + 12x - 18 = 0$ by completing the square.

Solution: In this method, unlike factoring, you want the constant separate from the variable terms, so move the constant to the right side of the equation by adding 18 to both sides:

$$2x^2 + 12x = 18$$



Kelley's Cautions

If you don't make the coefficient of the x^2 term 1, then the rest of the completing the square process will not work. Also, when you divide to eliminate the x^2 coefficient, make sure you divide *every term* in the equation (including the constant, sitting dejectedly on the other side of the equation).

This is important: For completing the square to work, the coefficient of x^2 *must* be 1. In this case, it is 2, so to eliminate that pesky coefficient, divide every term in the equation by 2:

$$x^2 + 6x = 9$$

Here's the key to completing the square: Take half of the coefficient of the x term, square it, and add it to both sides. In this problem, the x coefficient is 6, so take half of it (3) and square that ($3^2 = 9$). Add the result (9) to both sides of the equation:

$$x^2 + 6x + 9 = 9 + 9$$

$$x^2 + 6x + 9 = 18$$

At this point, if you've done everything correctly, the left side of the equation will be factorable. In fact, it will be a perfect square!

$$(x + 3)(x + 3) = 18$$

$$(x + 3)^2 = 18$$

To solve the equation, take the square root of both sides. That will cancel out the exponent. Whenever you do this, you have to add a \pm sign in front of the right side of the equation. This is always done when square rooting both sides of any equation:

$$\sqrt{(x + 3)^2} = \pm\sqrt{18}$$

$$x + 3 = \pm\sqrt{18}$$

To solve for x , subtract 3 from each side, and that's it. It would also be good form to simplify $\sqrt{18}$ into $3\sqrt{2}$:

$$x = -3 \pm 3\sqrt{2}$$

Method Three: The Quadratic Formula

The quadratic formula is one-stop shopping for all your quadratic equation needs. All you have to do is make sure your equation is set equal to 0, and you're halfway there. Your equation will then look like this: $ax^2 + bx + c = 0$, where a , b , and c are the coefficients as indicated. Take those numbers and plug them straight into this formula (which you should definitely memorize):

$$x = \frac{-b \pm \sqrt{b^2 - 4ac}}{2a}$$

You'll get the same answer you would achieve by completing the square. Just to convince you that the answer's the same, we'll do the problem in Example 7 again, but this time with the quadratic formula.

Example 8: Solve the equation $2x^2 + 12x - 18 = 0$, this time using the quadratic formula.

Solution: Because the equation is already set equal to 0, it is in form $ax^2 + bx + c = 0$, and $a = 2$, $b = 12$, and $c = -18$. Plug these values into the quadratic formula and simplify:

$$x = \frac{-12 \pm \sqrt{12^2 - 4(2)(-18)}}{2(2)}$$

$$x = \frac{-12 \pm \sqrt{144 - (-144)}}{4}$$

$$x = \frac{-12 \pm \sqrt{288}}{4}$$

$$x = \frac{-12 \pm 12\sqrt{2}}{4}$$

$$x = \frac{-12}{4} \pm \frac{12\sqrt{2}}{4}$$

$$x = -3 \pm 3\sqrt{2}$$

So although there are fewer steps to the quadratic formula, there is some room for error during computation. You should practice both methods, but primarily use the one that feels more comfortable to you.

You've Got Problems

Problem 7: Solve the equation $3x^2 + 12x = 0$ three times, using all the methods you have learned for solving quadratic equations.

The Least You Need to Know

- ◆ Basic equation solving is an important skill in calculus.
- ◆ Reviewing the five exponential rules will prevent arithmetic mistakes in the long run.
- ◆ You can create the equation of a line with just a little information using point-slope form.
- ◆ There are three major ways to solve quadratic equations, each important for different reasons.

Chapter 3

Equations, Relations, and Functions, Oh My!

In This Chapter

- ◆ When is an equation a function?
- ◆ Important function properties
- ◆ Building your function skills repertoire
- ◆ The basics of parametric equations

I still remember the fateful day in Algebra I when the equation $y = 3x + 2$ became $f(x) = 3x + 2$. The dreaded function! At the time, I didn't quite understand why we had to make the switch. I was a fan of the y , and was sad to see it go. What I failed to grasp was that the advent of the function marked a new step forward in my math career.

If you know that an equation is also a function, it guarantees that the equation in question will always behave in a certain way. Most of the definitions in calculus require functions in order to operate correctly. Therefore, the vast majority of our work in calculus will be with functions exclusively, with the exception of parametric equations. So it's good to know exactly what a function is, to be able to recognize important functions at a glance, and to be able to perform basic function operations.

What Makes a Function Tick?

Let's get a little vocabulary straight before we get too far. Any sort of equation in mathematics is classified as a *relation*, as the equation describes a specific way that the variables and numbers in the equation are related. Relations don't have to be equations, although that is how they are most commonly written.

def·i·ni·tion

A **relation** is a collection of related numbers. Most often, the relationship between the numbers is described by an equation, although it can be given simply as a list of ordered pairs. A **function** is a relation such that every input has only one matching output. Any function input is a part of that function's **domain**, and any possible output for the function is part of its **range**.

Here's the most basic definition of a relation. You'll notice that there's not a whole lot to it, just a list of ordered pairs:

$$s: \{(-1, 5), (1, 6), (2, 4)\}$$

This relation, called s , gives a list of inputs and outputs. In essence, you're asking s , "What will you give me if I give you -1 ?" The reply is 5 , since the ordered pair $(-1, 5)$ appears in the relation. If you input 2 , s spits back 4 . However, if you input 6 , s has no response; the only inputs s accepts are -1 , 1 , and 2 , and the only outputs it can offer are 5 , 6 , and 4 .

In calculus, it is more useful to write relations like this:

$$g(x) = \frac{1}{3}x - 3$$

This relation, called g , accepts any real number input. To find out the output g gives, you plug the input into the x slot. For example, if I input $x = 21$, the output—called $g(21)$ —is found as follows:

$$\begin{aligned} g(21) &= \frac{1}{3}(21) - 3 \\ g(21) &= 7 - 3 = 4 \end{aligned}$$

A *function* is a specific kind of relation. In a function, no input is allowed to give you more than one output. When one number goes in, only one matching number is allowed to come out. The relation g above is a function of x , because for every x you plug in, you can only get one result. If you plug in $x = 3$, you will always get -2 . If you did it 50 times, you wouldn't suddenly get 101.7 as your answer on the forty-ninth try! Every input results in only one corresponding output. Different inputs can result in different outputs, for example, $g(3) \neq g(6)$. That's okay. You just can't get different answers when you plug in the same initial quantity.

The word *domain* is usually used to describe the set of inputs for a function. Any number that a function accepts as an appropriate input is part of the domain. For example, in the function $s: \{(-1,5), (1,6), (2,4)\}$, the domain is $\{-1, 1, 2\}$. The set of outputs to a function is called the *range*. The range of s is $\{4, 5, 6\}$.

Enough math for a second—let's relate this to real life. A person's height is a function of time. If I ask, "How tall were you at exactly noon today?" you could give only one answer. You couldn't respond "5 feet 6 inches" and "6 feet 1 inch," unless, of course, you lied on your driver's license.

Sometimes you'll plug more than a number into a function—you can also plug a *function* into another function. This is called composition of functions, and is not difficult to do. Simply start by evaluating the inner function and work your way out.

Example 1: If $f(x) = \sqrt{x}$ and $g(x) = x + 6$, evaluate $g(f(25))$.

Solution: In this case, 25 is plugged into f , and that output is in turn plugged into g . Start in the belly of the beast and evaluate $f(25)$. This is easy: $f(25) = \sqrt{25} = 5$. Now, plug this result into g :

$$g(5) = 5 + 6 = 11$$

Therefore, $g(f(25)) = 11$.



Critical Point

A function does not *have* to have a name, like $f(x)$ or $h(x)$, to be a function. The relations $y = x^2$ and $f(x) = x^2$ are equally qualified to be functions even though they look different. The relation $r(x) = x \pm 2$ is not a function of x . Every input gives you two outputs. For example, $r(1) = 3$ and -1 .

You've Got Problems

Problem 1: If $f(x) = \frac{x-1}{6}$, $g(x) = x^2 + 15$, and $h(x) = \sqrt[3]{x}$, evaluate $h(g(f(43)))$.

Sometimes in calculus, you run across a weird entity: the piecewise-defined function. This function is similar to Frankenstein's monster because it is created by sewing other functions together. Take a look at this messy thing:

def•i•ni•tion

The **vertical line test** tells you whether or not a graph is a function. If any vertical line can be drawn through the graph that intersects that graph more than once, then the graph in question cannot be a function.

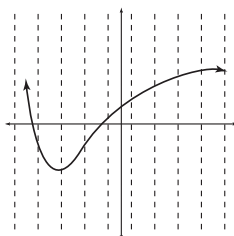
$$f(x) = \begin{cases} 2x + 3, & x < 2 \\ x - 4, & x \geq 2 \end{cases}$$

Don't get confused—it's not that hard to understand. Basically, if you want to plug a number less than 2 into f , you plug it into $2x + 3$. For example, $f(1) = 2(1) + 3 = 5$. However, if your input is greater than or equal to 2, you plug it into $x - 4$ to get the output. For example, $f(10) = 10 - 4 = 6$. People sometimes get confused about those restrictions ($x < 2$ and $x \geq 2$). Remember that these restrictions are on the input (x), not the output, and you'll be fine.

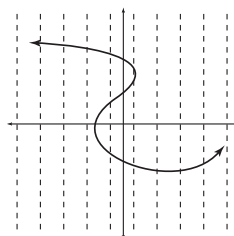
The last important thing you should know about functions is the *vertical line test*. This test is a way to tell whether or not a given graph is the graph of a function or not. All you have to do is draw imaginary vertical lines through the graph and note the number of times these lines hit the graph (see Figure 3.1). If any imaginary line can be drawn through the graph that hits it more than once, the graph cannot be a function.

Figure 3.1

No vertical line intersects the graph on the left more than once, so it is a function. However, some vertical lines hit the right-hand graph more than once, so it cannot be a function.



Function: Passes the Vertical Line Test



Not a function: Fails the Vertical Line Test

Functional Symmetry

Now that you know a thing or two about functions, you should also know some of the key classifications and buzzwords. If you throw these words around at parties, you'll surely wow your friends. Just think about how impressed they'd be with an offhand comment like,

"That painting really exploits y -symmetry to show us our miniscule place in the world." Maybe you and I don't go to the same sorts of parties

def•i•ni•tion

A **symmetric** function looks like a mirror image of itself, typically across the x -axis, y -axis, or about the origin.

A function has *symmetry* if it mirrors itself with respect to a fixed part of the coordinate plane. That sounds like a complicated concept, but it is not. Consider, for example, the graph of $y = x^2$.

Notice that the graph looks exactly the same on either side of the y -axis. This function is said to be y -symmetric. There is an easy arithmetic test for y -symmetry that doesn't require the graph.

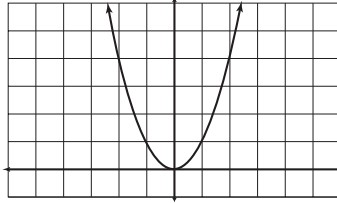


Figure 3.2

Feast your eyes on a graph that is symmetric about the y -axis.

Example 2: Determine whether or not the graph $y = x^4 - 2x^2 + 1$ is y -symmetric.

Solution: Replace each of the x 's with $(-x)$ and simplify the equation:

$$y = (-x)^4 - 2(-x)^2 + 1$$

$$y = x^4 - 2x^2 + 1$$

Whenever a negative number is raised to an even power, the negative sign will be eliminated. Notice that our simplified result is the same as the original equation. When this happens, you know that the equation is, indeed, y -symmetric. (By the way, y -symmetric functions are also classified as *even* functions.) In case you'd also like visual proof, check out the graph in Figure 3.3:

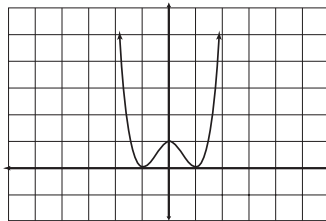


Figure 3.3

The graph of $y = x^4 - 2x^2 + 1$.

The other two major kinds of symmetry are x -symmetry and origin-symmetry, illustrated by the graphs in Figure 3.4.

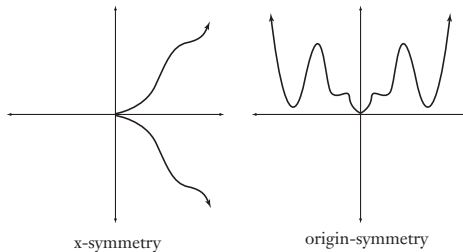


Figure 3.4

Two other types of symmetry you may encounter. Note that most x -symmetric equations are not functions, because they fail the Vertical Line Test.

Very similar to y -symmetry, x -symmetry requires that the graph be identical above and below the x -axis. The test for x -symmetry is also similar to y -symmetry, except that you plug in $(-y)$ for the y 's instead of $(-x)$ for the x 's. Again, if the equation reverts back to its original form when simplifying is over, then the equation is x -symmetric. If even one sign is different, then the equation is not x -symmetric.

Origin-symmetry is achieved when the graph does exactly the opposite thing on either side of the origin. In Figure 3.4, notice that the origin-symmetric curve snakes down and to the right as x gets more positive, and up and to the left as x gets more negative. In fact, every turn in the second quadrant is matched and inverted in the fourth quadrant. To test an equation for origin-symmetry, replace all x 's with $(-x)$ and all y 's with $(-y)$. Once again, if the simplified equation matches your original equation, then that function is origin-symmetric. By the way, if a function is origin-symmetric, you can also classify it as an odd function.

You've Got Problems

Problem 2: Determine what kind of symmetry, if any, is evident in the graph of $y = \frac{x^3}{|x|}$.

Graphs to Know by Heart

During your study of calculus, you'll see certain graphs over and over again. Because of this, it's important to know them intuitively. You're already familiar with these functions, but make sure you know their graphs intimately, and it will save you time and frustration in the long run. Tell that someone special in your life that they can no longer possess your whole heart—they're going to have to share it with some math graphs. If they don't understand your needs, it wasn't meant to be for the two of you.

The descriptions are as follows:

- ◆ $y = x$: the most basic linear equation; has slope 1 and y -intercept 0; origin-symmetric; both domain and range are all real numbers
- ◆ $y = x^2$: the most basic quadratic equation; y -symmetric; domain is all real numbers; range is $y \geq 0$
- ◆ $y = x^3$: the most basic cubic equation; origin-symmetric; domain and range are all real numbers
- ◆ $y = |x|$: the absolute value function; returns the positive form of the input; y -symmetric; made of two line segments of slope -1 and 1 , respectively; domain is all real numbers, range is $y \geq 0$

- ◆ $y = \sqrt{x}$: the square root function; has no symmetry; domain is $x \geq 0$ (you can't find the square root of numbers less than 0); range is $y \geq 0$
- ◆ $y = \frac{1}{x}$: no x - or y -intercepts; domain and range are both all real numbers except for 0

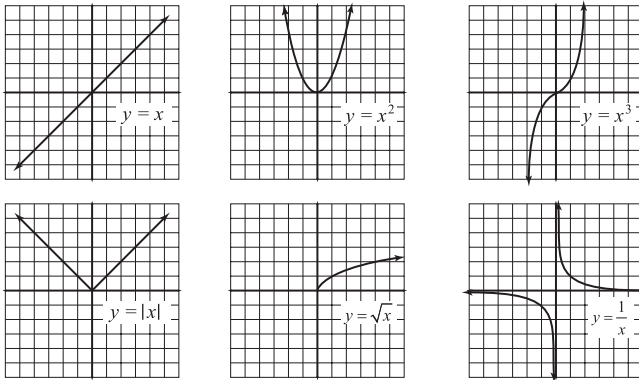


Figure 3.5

The six most basic functions that will soon reside in your heart (specifically the left ventricle).

Constructing an Inverse Function

You have used inverse functions forever without even realizing it. They are the tools you break out to eliminate something unwanted in an equation. For example, how would you solve the equation $x^2 = 9$? To solve for x , you would take the square root of both sides to eliminate the squared term. This works because $y = \sqrt{x}$ and $y = x^2$ are inverse functions. Mathematically speaking, f and g are inverse functions if ...

$$f(g(x)) = g(f(x)) = x$$

In other words, plugging g into f and f into g leaves behind no trace of the function (not even forensic evidence), only x . Let's go back to $y = \sqrt{x}$ and $y = x^2$ for a second and show mathematically that they are inverse functions. If we plug these functions into each other, they will cancel out, leaving only x behind:

$$(\sqrt{x})^2 = \sqrt{x^2} = x$$

You've Got Problems

Problem 3: Verify mathematically that $y = \frac{1}{2}x^2 - 3$ and $y = \sqrt{2x+6}$ are inverse functions using composition of functions.

Inverse functions have special notation. The inverse to a function $f(x)$ is written as $f^{-1}(x)$. This does *not* mean “ f to the -1 power.” It is read “the inverse of f ” or “ f inverse.” I know the notation is a little confusing, since a negative exponent usually means that the indicated piece belongs in a different part of the fraction.

Now for some good news. It is very easy to create an inverse function. The word “easy” is usually very misleading when used by math teachers. In fact, whenever I qualified a class discussion with “Now, this is easy ...,” the students knew that it was going to be anything but. However, I wouldn't lie to you, would I? You decide as you read the next example.

Example 3: If $g(x) = \sqrt{2x+5}$, find $g^{-1}(x)$.

Solution: For starters, replace the function notation $g(x)$ with y :

$$y = \sqrt{2x+5}$$

Here's the key step: Reverse the x and y . In essence, this is what an inverse function does—it turns a function inside out so that the result has the spiffy property of canceling out the initial equation:

$$x = \sqrt{2y+5}$$

Your goal now is to solve this equation for y , and you'll be done. In this problem, that means squaring both sides of the equation:

$$x^2 = 2y + 5$$

Now, subtract 5 from both sides and divide by 2 to finish solving for y :

$$\begin{aligned}x^2 - 5 &= 2y \\ \frac{x^2 - 5}{2} &= y\end{aligned}$$

That is the inverse function. To finish, write it in proper inverse function notation:

$$g^{-1}(x) = \frac{x^2 - 5}{2}$$

You've Got Problems

Problem 4: Find the inverse function of $h(x) = \frac{2}{3}x + 5$.

Parametric Equations

With all this talk about functions, you might be leery of nonfunctions. Don't get all closed-minded on me. You can use something called *parametric equations* to express graphs, too, and they have the unique ability to represent nonfunctions (like circles) very easily. Parametric equations are pairs of equations, usually in the form of “ $x =$ ” and “ $y =$ ”, that define points of the graph in terms of yet another variable, usually t .

What's a Parameter?

That definition's quite a mouthful, I know. To get a better understanding, let's look at an example of parametric equations:

$$\begin{aligned}x &= t + 1 \\y &= t - 2\end{aligned}$$

def·i·ni·tion

Parametric equations define a graph in terms of a third variable, or parameter.

These two equations together produce one graph. To find that graph, you have to substitute a spectrum of things for the parameter t ; each time you make a t substitution, you'll get a point on the graph. So a parameter is just a variable into which you plug numeric values to find coordinates on a parametric equation graph. For example, if you plug $t = 1$ into the equations, you get the following:

$$\begin{aligned}x &= t + 1 = 1 + 1 = 2 \\y &= t - 2 = 1 - 2 = -1\end{aligned}$$

Therefore, the point $(2, -1)$ is on the graph. To get another point, I'll plug in $t = -2$, but you can actually plug in any real number for t :

$$\begin{aligned}x &= -2 + 1 = -1 \\y &= -2 - 2 = -4\end{aligned}$$

A second point on the graph is $(-1, -4)$. You can see that this process takes a while. In fact, it seems like only an infinite number of t -values will get you the exact graph.

Converting to Rectangular Form

Let's be honest, no one wants to plug in an infinite number of points. Even if you had the time to do that, you could definitely find something better to do. Therefore, it behooves

us to learn how to translate from parametric form to the form we know and love, rectangular form. In the next example, we'll translate that set of parametric equations into something more manageable.

Example 4: Translate the parametric equations $x = t + 1$, $y = t - 2$ into rectangular form.

Solution: Begin by solving one of the equations for t . They're both pretty basic, so it doesn't matter which you choose. I'll pick the x equation so my result is in the form " $y =$ ". That makes it easier to graph:

$$\begin{aligned}x &= t + 1 \\t &= x - 1\end{aligned}$$

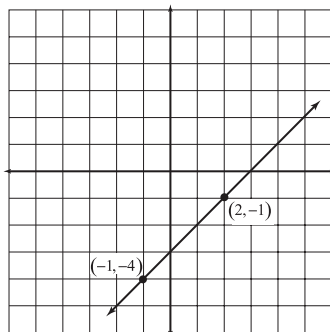
Now you have t in terms of x . Therefore, you can replace the t in the y equation with $(x - 1)$, since you know that $t = x - 1$:

$$\begin{aligned}y &= t - 2 \\y &= (x - 1) - 2 \\y &= x - 3\end{aligned}$$

This is just a line in slope-intercept form, so our parametric equations' graph is the line with slope 1 and y -intercept -3 ; it's graphed in Figure 3.6.

Figure 3.6

The graph of $y = x - 3$. Note that the points $(2, -1)$ and $(-1, -4)$ are both on the graph, as we suspected from our work preceding Example 4.



You've Got Problems

Problem 5: Put the parametric equations $x = t + 1$, $y = t^2 - t + 1$ into rectangular form.

The Least You Need to Know

- ◆ A relation becomes a function when each of its inputs can only result in one matching output.
- ◆ The inputs of a function comprise the domain and the outputs make the range.
- ◆ When a function is plugged into its inverse function (and vice versa), they cancel each other out.
- ◆ Parametric equations are defined by “ $x =$ ” and “ $y =$ ” equations that contain a parameter, usually t .

Chapter 4

Trigonometry: Last Stop Before Calculus

In This Chapter

- ◆ Characteristics of periodic functions
- ◆ The six trigonometric functions
- ◆ The importance of the unit circle
- ◆ Key trigonometric formulas and identities

Trigonometry, the study of triangles, has been around for a long time, creeping mysteriously from shadow to shadow and occasionally snatching unwary students into its razor-sharp clutches and causing the end of their mathematics careers. Few things cause people to panic like trig does, with the exception of TV weatherman Al Roker.

It is a commonly held belief that children on All Hallow's Eve historically have marched from door to door, sacks in hand, chiming, "Trig or Treat!" In response, homeowners would reward them with small protractors and compasses to avoid the wrath of neighborhood pranksters. If all the children went away happy, it was a good "sine" for harvest. However, this myth is definitely untrue, and I have gone off on a tangent.

Getting Repetitive: Periodic Functions

There are six major trigonometric functions, at least three of which you have probably heard: sine, cosine, and tangent. All of the trigonometric functions (even those that are

definition

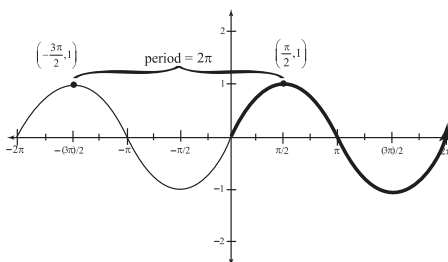
A **periodic function's** values repeat over and over, at the same rate and at the same intervals in time. The length of the horizontal interval after which the function repeats is called the **period**.

offended because you haven't heard of them) are periodic functions. A *periodic function* has the unique characteristic that it repeats itself after some fixed period of time. Think of the rising of the sun as a periodic function—every 24 hours (a fixed amount of time) the sun appears on the horizon.

The amount of horizontal space it takes until the function repeats itself is called the *period*. For the most basic trigonometric functions (sine and cosine), the period is 2π . Look at the graph in Figure 4.1 of one period of $y = \sin x$.

Figure 4.1

One period of $y = \sin x$.



The graph of the sine function is a wave, reaching a maximum height of 1 and a minimum height of -1 . On the piece of the graph shown above, the maximum height is reached at $x = -\frac{\pi}{2}$ and $x = \frac{3\pi}{2}$. The distance between these two points, where the graph repeats its value, is 2π . If that doesn't help you understand what is meant by period, consider the darkened portion of the graph.

This piece begins at the origin $(0,0)$ and wiggles up and down, returning to a height of 0 when $x = 2\pi$. True, the graph hits a height of 0, repeating its value, when $x = \pi$, but it hasn't completed its period yet—that is only finished at $x = 2\pi$.

definition

Coterminal angles have the same function value, because the space between them is a multiple of the function's period.

If you were to extend the graph of the sine function infinitely right and left, it would redraw itself every 2π . Because of this property of periodic functions, you can list an infinite number of inputs that have identical sine values. These are called *coterminal angles*, and the next example focuses on them.

Example 1: List two additional angles (one positive and one negative) that have the same sine value as $\frac{\pi}{4}$.

Solution: We know that sine repeats itself every 2π , so exactly 2π further up and down the x -axis from $\frac{\pi}{4}$, the value will be the same. To find these values, simply add 2π to $\frac{\pi}{4}$ in order to get one and subtract 2π from $\frac{\pi}{4}$ to get the other. In order to add and subtract the values, you'll have to get common denominators:

$$\begin{aligned}\frac{\pi}{4} + 2\pi &= \frac{\pi}{4} + \frac{8\pi}{4} = \frac{9\pi}{4} \\ \frac{\pi}{4} - 2\pi &= \frac{\pi}{4} - \frac{8\pi}{4} = -\frac{7\pi}{4}\end{aligned}$$



Critical Point

Unless I specifically indicate otherwise, assume all angles in this book are measured in radians.

Therefore, the angles $\frac{9\pi}{4}$ and $-\frac{7\pi}{4}$ are coterminal to $\frac{\pi}{4}$ and $\sin \frac{9\pi}{4} = \sin\left(-\frac{7\pi}{4}\right) = \sin \frac{\pi}{4}$.

Introducing the Trigonometric Functions

Time to meet the cast. There are six players in the drama we call trigonometry. You'll see a graph of each and learn a little something about the function. Whereas it's not extremely important to memorize the graphs of these functions, it's good to see how the graphs illustrate the functions' properties. So, here they are, in roughly the order of importance to you in your quest for calculus.

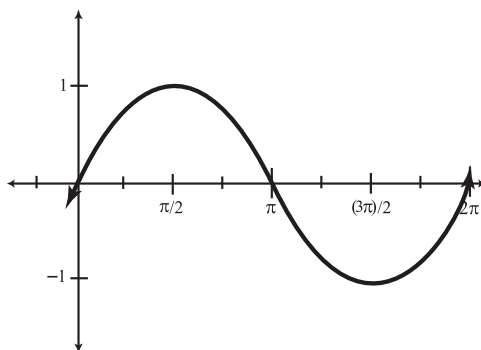
Sine (Written as $y = \sin x$)

The sine function is defined for all real numbers, and this unrestricted domain makes the function very trustworthy and versatile (see Figure 4.2). The range is $-1 \leq y \leq 1$, so all sine values fall within those boundaries. Notice that the sine function has a value of 0 whenever the input is a multiple of π . Sometimes, people get confused when memorizing unit circle values (more on the unit circle later in this chapter). If you remember the graph of sine, you can easily remember that $\sin 0 = \sin \pi = \sin 2\pi = 0$, because that's where the graph crosses the x -axis. The period of the sine function is 2π .

Cosine (Written as $y = \cos x$)

Cosine is the "cofunction" of sine (see Figure 4.3). (In other words, their names are the same, except one has a "co-" prefix, but I bet you figured that out.) As such, it looks very similar, possessing the same domain, range, and period. In fact, if you shift the entire graph of $y = \cos x$ a total of $\frac{\pi}{2}$ radians to the right, you get the graph of $y = \sin x$! The cosine has a value of 0 at all the "half- π 's," such as $\frac{\pi}{2}$ and $\frac{3\pi}{2}$.

Figure 4.2
 $y = \sin x$.



Critical Point

Throughout this book, I will refer to and evaluate trigonometric values in terms of radians, as they are used far more prevalently than degrees in calculus. Both degrees and radians are simply alternate ways to measure angles, just as Celsius and Fahrenheit are alternate ways to measure temperature. To get a rough idea of the conversion, remember that π radians = 180 degrees. If you want to convert from radians to degrees, multiply by $\frac{180}{\pi}$. For example, $\frac{\pi}{2}$ is equivalent to $\frac{\pi}{2} \cdot \frac{180}{\pi} = 90$ degrees. To convert from degrees to radians, multiply by $\frac{\pi}{180}$.

Tangent (Written as $y = \tan x$)

The tangent is defined as the quotient of the previous two functions: $\tan x = \frac{\sin x}{\cos x}$. Thus, to evaluate $\tan \frac{\pi}{4}$, you'd actually evaluate $\frac{\sin \frac{\pi}{4}}{\cos \frac{\pi}{4}}$ (which will equal 1 for those of you who are curious, but more about that later). Because the cosine appears in the denominator, the tangent will be undefined whenever the cosine equals 0, which (according to the last section) is at the half- π 's (see Figure 4.4). Notice that the graph of the tangent has vertical *asymptotes* at these values. The tangent equals 0 at each midpoint between the asymptotes. The domain of the tangent excludes the “half- π 's,” $\{\dots, -\frac{3\pi}{2}, -\frac{\pi}{2}, \frac{\pi}{2}, \frac{3\pi}{2}, \dots\}$, but the range is all real numbers. The period of the tangent is π —notice that there's a full copy of one tangent period between $-\frac{\pi}{2}$ and $\frac{\pi}{2}$.

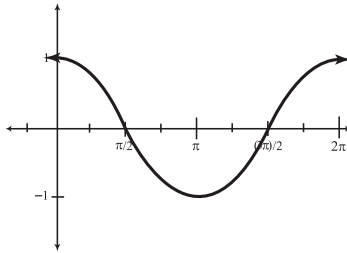


Figure 4.3

$$y = \cos x.$$

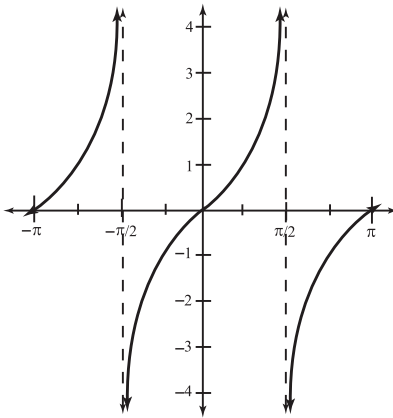


Figure 4.4

$$y = \tan x.$$

def·i·ni·tion

An **asymptote** is a line representing an unattainable value that shapes a graph. Because the graph cannot achieve the value, the graph typically bends toward that line forever and ever, yearning, reaching, stretching, but unable to reach it. A vertical asymptote typically indicates the presence of 0 in the denominator of a fraction. For example, the vertical line $x = \frac{\pi}{2}$ is a vertical asymptote of $y = \tan x$ because the tangent has 0 in the denominator whenever $x = \frac{\pi}{2}$.

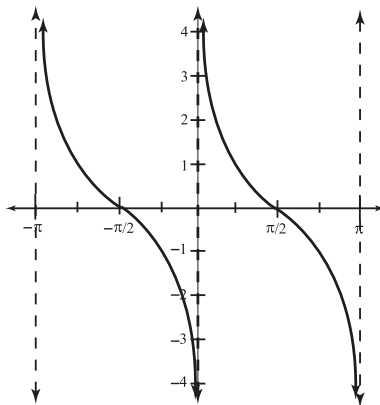
Cotangent (Written as $y = \cot x$)

The cofunction of tangent, cotangent, is the spitting image of tangent, with a few exceptions (see Figure 4.5). It, too, is defined by a quotient: $\cot x = \frac{\cos x}{\sin x}$. In fact, the cotangent is technically the *reciprocal* of the tangent, so you can also write $\cot x = \frac{1}{\tan x}$. Therefore,

this function is undefined whenever $\sin x = 0$, which occurs at all the multiples of π : $\{\dots, -2\pi, -\pi, 0, \pi, 2\pi, \dots\}$, so the domain includes all real numbers except that set. The range, like that of the tangent, is all real numbers, and the period, π , also matches tangent's.

Figure 4.5

$y = \cot x$.



Secant (Written as $y = \sec x$)

The secant function is simply the reciprocal of cosine, so $\sec x = \frac{1}{\cos x}$. Therefore, the graph of the secant is undefined (has vertical asymptotes) at the same places (and for the same reasons) as the tangent, since they both have the same denominator (see Figure 4.6).

def•i•ni•tion

The **reciprocal** of a fraction is the fraction flipped upside down (for example, the reciprocal of $\frac{7}{4}$ is $\frac{4}{7}$). The word *re*flip*rocal* helps me remember what it means.

Hence, the two functions also have the same domain. Notice that the secant has no x -intercepts. In fact, it doesn't even come close to the x -axis, only venturing as far in as 1 and -1 . That's a fascinating comparison: the cosine has a range of $-1 \leq y \leq 1$, but the secant has a range of $y \leq -1$ or $y \geq 1$ —almost the exact opposite. Because secant is based directly on cosine, the functions have the same period, 2π .

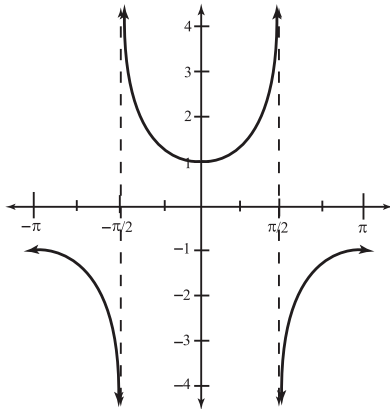


Figure 4.6
 $y = \sec x$.



Critical Point

It's important to know how 0 affects a fraction. If 0 appears in the denominator of a fraction, that fraction is deemed "undefined." It is against math law to divide by 0, and the penalties are stiff (the same as ripping tags off of mattresses). On the other hand, if 0 appears in the numerator of a fraction (and not the denominator, too ... that's still not allowed), then the fraction's value is 0, no matter how big a number is in the denominator.

Cosecant (Written as $y = \csc x$)

Very similar to its cofunction sister, this function has the same range and period as the secant, differing only in its domain.

Because the cosecant is defined as the reciprocal of the sine, $\csc x = \frac{1}{\sin x}$, cosecant will have the same domain as cotangent, as they share the same denominator (see Figure 4.7).

In essence, four of the trig functions are based on the other two (sine and cosine), so those two alone are sufficient to generate values for the rest.

Example 2: If $\cos \theta = \frac{1}{3}$ and $\sin \theta = -\frac{\sqrt{8}}{3}$, evaluate $\tan \theta$ and $\sec \theta$.



Kelley's Cautions

The cosecant is not the reciprocal of cosine. Many times, people pair these because they have the same initial sound, but it's wrong. Similarly, the secant is not the reciprocal of sine.

44 Part I: The Roots of Calculus

Solution: Let's tackle these one at a time. First of all, you know that $\tan \theta = \frac{\sin \theta}{\cos \theta}$, so:

$$\tan \theta = \frac{-\frac{\sqrt{8}}{3}}{\frac{1}{3}}$$

Multiply the top and bottom by 3 to simplify the fraction:

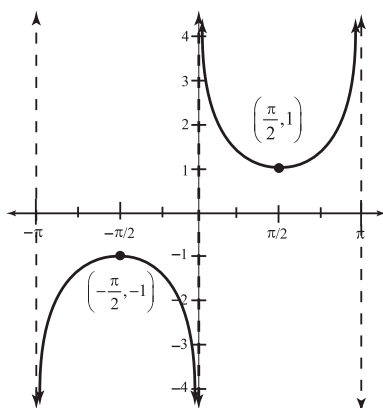
$$\tan \theta = \frac{-\frac{\sqrt{8}}{3} \cdot 3}{\frac{1}{3} \cdot 3} = -\sqrt{8}$$

Now, on to $\sec \theta$ —this is even easier. Because you know that $\cos \theta = \frac{1}{3}$, and $\sec \theta = \frac{1}{\cos \theta}$ (because the secant is the reciprocal of the cosine):

$$\sec \theta = \frac{1}{\frac{1}{3}} = 3$$

Figure 4.7

$y = \csc x$.



What's Your Sine: The Unit Circle

No one expects you to be able to evaluate most trigonometric expressions off the top of your head. If someone held a gun to my head and asked me to evaluate $\cos \frac{3\pi}{7}$ with an accuracy of .001, I would respond by calmly lying on the ground, drawing a chalk outline

around myself, and preparing for death. I'd have no chance without a calculator or a Rainman-like ability for calculation. Most calculus classes, however, will require you to know certain trigonometric values without even a second thought.

These values are derived from something called the *unit circle*, a circle with a radius of length 1 that generates common cosine and sine values. You don't really have to know how to get those values (or how the unit circle works), but you should have these values memorized. Make flash cards, recite them with a partner, get a tattoo—whatever method you use to remember things—but memorize the unit circle values in the chart in Figure 4.8.

def•i•ni•tion

The **unit circle** is a circle whose radius is 1 unit that can be used to generate the most common values of sine and cosine. Rather than generating them each time you need them, it's best to simply memorize those common values.

Angle (radians)	cosine	sine	Angle (radians)	cosine	sine
0	1	0	π	-1	0
$\frac{\pi}{6}$	$\frac{\sqrt{3}}{2}$	$\frac{1}{2}$	$\frac{7\pi}{6}$	$-\frac{\sqrt{3}}{2}$	$-\frac{1}{2}$
$\frac{\pi}{4}$	$\frac{\sqrt{2}}{2}$	$\frac{\sqrt{2}}{2}$	$\frac{5\pi}{4}$	$-\frac{\sqrt{2}}{2}$	$-\frac{\sqrt{2}}{2}$
$\frac{\pi}{3}$	$\frac{1}{2}$	$\frac{\sqrt{3}}{2}$	$\frac{4\pi}{3}$	$-\frac{1}{2}$	$-\frac{\sqrt{3}}{2}$
$\frac{\pi}{2}$	0	1	$\frac{3\pi}{2}$	0	-1
$\frac{2\pi}{3}$	$-\frac{1}{2}$	$\frac{\sqrt{3}}{2}$	$\frac{5\pi}{3}$	$\frac{1}{2}$	$-\frac{\sqrt{3}}{2}$
$\frac{3\pi}{4}$	$-\frac{\sqrt{2}}{2}$	$\frac{\sqrt{2}}{2}$	$\frac{7\pi}{4}$	$\frac{\sqrt{2}}{2}$	$-\frac{\sqrt{2}}{2}$
$\frac{5\pi}{6}$	$-\frac{\sqrt{3}}{2}$	$\frac{1}{2}$	$\frac{11\pi}{6}$	$\frac{\sqrt{3}}{2}$	$-\frac{1}{2}$

Figure 4.8

The confounded unit circle, a necessary evil to calculus. Memorize it now and avoid trauma in the future.

If you're having trouble remembering the unit circle, look for patterns. If you absolutely refuse to memorize these values and it's okay with your instructor that you don't, at the very least keep this chart in a handy place, because you'll find yourself consulting it often.

Now that you know the unit circle and all kinds of crazy stuff about trig functions, your powers have increased. (Just make sure you always use them for good, not evil.) In fact, you are able to evaluate a lot more functions, as demonstrated by the next example.

Example 3: Find the value of $\cos \frac{23\pi}{4}$ without using a calculator.

Solution: You only know the values of sine and cosine from 0 radians to 2π radians.

Clearly, $\frac{23\pi}{4}$ is much too large to fit in this limited interval. However, because cosine is a periodic function, its values will repeat. Since cosine's period is 2π , you can find a

coterminal angle to $\frac{23\pi}{4}$ which does appear in our unit circle chart and evaluate that one instead—the answer will be the same.

According to Example 1 in this chapter, all you have to do is add or subtract the period (again, it is 2π for cosine) and you'll get a coterminal angle. I am looking for a smaller angle than $\frac{23\pi}{4}$, so I'll subtract 2π . Don't forget to get common denominators to subtract correctly:

$$\frac{23\pi}{4} - 2\pi = \frac{23\pi}{4} - \frac{8\pi}{4} = \frac{15\pi}{4}$$

That's still too big (the largest $\frac{\pi}{4}$ angle I have memorized is $\frac{7\pi}{4}$), so I have to subtract again:

$$\frac{15\pi}{4} - \frac{8\pi}{4} = \frac{7\pi}{4}$$

Because $\frac{7\pi}{4}$ and $\frac{23\pi}{4}$ are coterminal, $\cos \frac{7\pi}{4} = \cos \frac{23\pi}{4} = \frac{\sqrt{2}}{2}$.

You've Got Problems

Problem 1: Evaluate $\cos \frac{14\pi}{4}$ using a coterminal angle and the unit circle.

You might be interested in how the unit circle originates and how the previous values are derived. Here's a quick explanation based on Figure 4.9. A unit circle is just a circle with radius one, and we'll center it at the origin. Now, draw a segment from the origin that makes a 30-degree ($\frac{\pi}{6}$ radian) angle with the positive x -axis in the first quadrant, and mark the point where the ray intersects the circle. The coordinates of that point are, respectively, the cosine and sine of $\frac{\pi}{6}$. To find the coordinates of the point, find the lengths of the legs of the right triangle.

Incredibly Important Identities

An identity is an equation that is always true, regardless of the input. It's easy to tell that, according to this definition, $x + 1 = 7$ is not an identity, because it is only true when $x = 6$. However, consider the equation $2(x - 1) + 3 = 2x + 1$. If you plug in $x = 0$, you get $1 = 1$, which is definitely true, wouldn't you agree? Try plugging in any real number, and you'll get another true statement. Thus, $2(x - 1) + 3 = 2x + 1$ is an identity.

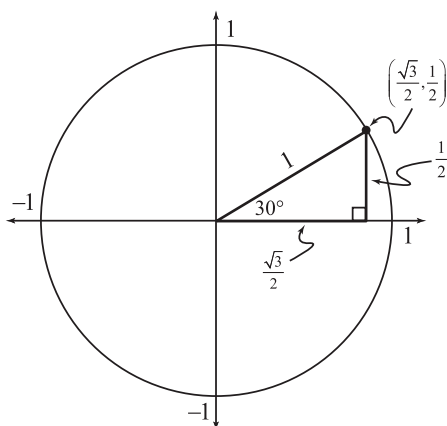


Figure 4.9

The 30-60-90 right triangle here has legs whose lengths are the cosine and sine values of $30^\circ = \frac{\pi}{6}$, the angle at the origin.

It is worth mentioning that it is a very stupid identity. You are not going to impress anyone by showing that equation off. With only two seconds worth of work, you can simplify the left side and show that the two sides are equal. Most math identities are much more useful because it's not immediately obvious that they are true. Specifically, trigonometric identities help you rewrite equations, simplify expressions, and justify answers to equations. With this in mind, we'll explore the most common trigonometric identities. They're worth memorizing if you don't know them already.

Pythagorean Identities

The three most important of all the trig identities are the Pythagorean identities. They are named as such because they are created with the Pythagorean theorem. Remember that little nugget from geometry? It said that the sum of the squares of the legs of a right triangle is equal to the square of the hypotenuse: $a^2 + b^2 = c^2$. I have always called these identities the Mama, Papa, and Baby theorems (after the Three Bears story), both for entertainment purposes and because they have no commonly accepted names. If I were in the company of math nerds, however, I wouldn't use the terms. They will sneer and scowl at you.

- ◆ Mama theorem: $\cos^2 x + \sin^2 x = 1$
- ◆ Papa theorem: $1 + \tan^2 x = \sec^2 x$
- ◆ Baby theorem: $1 + \cot^2 x = \csc^2 x$

You've Got Problems

Problem 2: The Mama theorem is an identity, and therefore true for every input. Show that it is true for $x = \frac{2\pi}{3}$.



Critical Point

Those *Wizard of Oz* fans out there may remember that the Scarecrow spouts a formula when the Great and Powerful Oz grants him a brain. He states, "The sum of the square roots of any two sides of an isosceles triangle is equal to the square root of the remaining side." This is a false statement! He was probably supposed to quote the Pythagorean theorem, since it is one of the most recognizable theorems to the general public, but missed it quite badly. Perhaps Oz was not so powerful after all. The Tin Man's string of failed marriages and the Cowardly Lion's lack of success as a motivational speaker offer further evidence to Oz's lackluster gift giving.

Now, let's see how trigonometric functions and identities can make our lives easier. With a little knowledge of trigonometry and a little bit of elbow grease, even ugly expressions can be made beautiful.

Example 4: Simplify the trigonometric expression $\frac{\cos^2 x}{\sin x} + \sin x$ using a Pythagorean identity.

Solution: One of these terms is a fraction. You know that you must first have common denominators in order to add fractions, so multiply the second term by $\frac{\sin x}{\sin x}$ to get his-and-hers matching denominators of $\sin x$:

$$\frac{\cos^2 x}{\sin x} + \frac{\sin x}{1} \cdot \frac{\sin x}{\sin x} = \frac{\cos^2 x}{\sin x} + \frac{\sin^2 x}{\sin x}$$

Now that the denominators match, you can perform the addition in the numerator while leaving the denominator alone:

$$\frac{\cos^2 x + \sin^2 x}{\sin x}$$

That doesn't look any easier! Hold on a second. The numerator looks just like the Mama theorem, and according to the Mama theorem, $\cos^2 x + \sin^2 x = 1$. Therefore, substitute 1 in for the numerator:

$$\frac{1}{\sin x}$$

You could stop there, but you're on a roll! You also know that $\frac{1}{\sin x} = \csc x$, since the cosecant is the reciprocal of the sine. Therefore, the final answer is $\csc x$.



Kelley's Cautions

The notation $\cos^2 x$ is shorthand notation for $(\cos x)^2$. It wouldn't make any sense for the letters "cos" to be squared. The shorthand notation is used to avoid having to write those extra parentheses.

Double-Angle Formulas

These identities allow you to write trigonometric expressions containing double angles (such as $\sin 2x$ and $\cos 2\theta$) into equivalent single-angle expressions. In other words, these expressions eliminate a 2 coefficient inside a trigonometric expression.

- ◆ $\sin 2x = 2\sin x \cos x$ (This is the simplest double-angle formula, and memorizing it is a snap.)
- ◆ $\cos 2x = \cos^2 x - \sin^2 x$
 $= 2\cos^2 x - 1$
 $= 1 - 2\sin^2 x$

The cosine double-angle formulas are a little trickier—there are actually three different things that can be substituted for $\cos 2x$. You should choose which to substitute in based on the rest of the problem. If there seem to be a lot of sines in the equation or expression, use the last of the three, for example.

There isn't a whole lot to understand about double-angle formulas. You should just be ready to recognize them at a moment's notice, as problems very rarely contain the warning label, "Caution: This problem will require you to know basic trig double-angle formulas. Keep away from eyes. May pose a choking hazard to children under 3." Watch how slyly these suckers slip in there.

Example 5: Factor and simplify the expression $\cos^4 \theta - \sin^4 \theta$.

Solution: This expression is the difference of perfect squares, so it can be factored as follows: $(\cos^2 \theta + \sin^2 \theta)(\cos^2 \theta - \sin^2 \theta)$. Notice that the left-hand quantity is equal to 1,



Critical Point

There are a lot of trig identities—not just the few in this chapter—but you'll use these far more than all the rest put together.

according to the Mama theorem, and the right-hand quantity is equal to $\cos 2x$, according to our double-angle formulas. Therefore, we can substitute those values to get $(1)(\cos 2x) = \cos 2x$.

You've Got Problems

Problem 3: Factor and simplify the expression $2\sin x \cos x - 4\sin^3 x \cos x$.

Solving Trigonometric Equations

The last really important trig skill you need to possess is the ability to solve trigonometric equations. A word of warning: some math teachers get very bent out of shape when discussing trig equations. You will have to read the directions to these sorts of problems very carefully to make sure to answer the exact question being asked of you.



Critical Point

When intervals are specified as $[0, 2\pi)$, that is shorthand for $0 \leq x < 2\pi$. The two numbers in the notation represent the lower and higher boundaries of the acceptable interval, and the bracket or parenthesis tells you whether that boundary is included in the interval or not. If it's a bracket, that boundary is included, but not so with a parenthesis. In interval notation, the expression $x \geq 7$ looks like $[7, \infty)$. Because there is no upper bound, you write infinity. If infinity is one of the boundaries, you always use a parenthesis next to it.



Kelley's Cautions

If your instructor demands one answer per equation, eliminate all of your solutions except for the one (and there will only be one) that falls into the appropriate range. That range is $-\frac{\pi}{2} \leq \theta \leq \frac{\pi}{2}$ for sine, tangent, and cosecant; for cosine, cotangent, and secant, use the interval of $0 \leq \theta \leq \pi$.

Each of my examples will ask for the solution to the trigonometric equation on the interval $[0, 2\pi)$.

Therefore, there may be multiple answers. Some instructors will demand that you write the specific correct answer for each equation. In other words, although there may be many angles that solve the problem, they only accept one answer. This answer falls within a specific range, and as long as you learn the appropriate range for each trigonometric function, you'll be okay. The best approach is to ask if they'll require answers on a certain interval or if they expect only the answer on the appropriate range.

The procedure for solving trigonometric equations is not unlike solving regular equations. However, the final step often requires you to remember the unit circle!

Example 6: Solve the equation $\cos 2x - \cos x = 0$ on the interval $[0, 2\pi)$.

Solution: First of all, you want to eliminate the double-angle formula so that all of the terms are single angles. Because you are replacing $\cos 2x$, there are three options, but I will choose the $2\cos^2 x - 1$ option since the problem also contains another cosine term:

$$\begin{aligned}(2\cos^2 x - 1) - \cos x &= 0 \\ 2\cos^2 x - \cos x - 1 &= 0\end{aligned}$$

Now you can factor this equation. (If you're having trouble, think of the equation as $2w^2 - w - 1$ and factor that, substituting in $w = \cos x$ when you're finished.)

$$(2\cos x + 1)(\cos x - 1) = 0$$

Like any other quadratic equation solved using the factoring method, set each factor equal to 0 and solve:

$$\begin{aligned}2\cos x + 1 &= 0 \text{ and } \cos x - 1 = 0 \\ \cos x &= -\frac{1}{2} \text{ and } \cos x = 1\end{aligned}$$

To finish, ask yourself, "When is the cosine equal to $-\frac{1}{2}$ and when is it 1?" The question asks for all answers on $[0, 2\pi)$, so give all the correct answers on the unit circle:

$$x = \frac{2\pi}{3}, \frac{4\pi}{3}, \text{ or } 0$$

All three answers should be given.

If your instructor requires only answers on the appropriate ranges, your solutions would be $x = \frac{2\pi}{3}$ and $x = 0$. You'd throw out $x = \frac{4\pi}{3}$ because it does not fall in the correct cosine range of $0 \leq \theta \leq \pi$. In this case, it's okay to have a total of two answers, since each of the individual, smaller equations has one answer.

You've Got Problems

Problem 4: Solve the equation $\sin 2x + 2\sin x = 0$ and provide all solutions on the interval $[0, 2\pi)$.

The Least You Need to Know


- ◆ The six basic trigonometric functions are sine, cosine, tangent, cotangent, secant, and cosecant.
- ◆ Sine and cosine's values are used to evaluate the other four trig functions.
- ◆ There are some angles on the interval $[0, 2\pi)$ whose cosine and sine values you should have memorized.
- ◆ Trigonometric identities help you simplify trig expressions and solve trig equations.


Part 2

Laying the Foundation for Calculus

I have some good news and some bad news. The good news is that we'll be dealing with relatively easy functions for the remainder of calculus. The bad news is that we need to mathematically define exactly what we mean by "easy." When math people sit down to define things, you know that theorems are going to start flying around, and calculus is no different.

When we say "easy" functions, we really mean continuous ones. In order to be continuous, the function can't contain holes and isn't allowed to have any breaks in it. That sounds nice, but math people like their definitions more specific (read: complicated) than that. In order to define "continuous," we'll first need to design something called a "limit." During this part of the book, you'll learn what a limit is, how to evaluate limits for functions, and how to apply that to design a definition for continuity.





Chapter 5

Take It to the Limit

In This Chapter

- ◆ Understanding what a limit is
- ◆ Why limits are needed
- ◆ Approximating limits
- ◆ One-sided and general limits

When most people look back on calculus after completing it, they wonder why they had to learn limits at all. For some, it's like getting all of their teeth pulled just for the fun of it. After a brief limit discussion at the start of the course, there are very few times that limits return, and when they do, it is only for a brief cameo role in the topic at hand. However, limits are extremely important in the development of calculus and in all of the major calculus techniques, including differentiation, integration, and infinite series.

As I discussed in Chapter 1, limits were the key ingredient in the discovery of calculus. They allow you to do things that ordinary math gets cranky about. In practice, limits are many students' first encounter with a slightly philosophical math topic, answering questions like, "Even though this function is undefined at this x -value, what height did it *intend* to reach?" This chapter will give you a great intuitive feel of what a limit is and what it means for a function to have a limit; the next chapter will help you evaluate limits.

One final note: the official limit definition is called the delta-epsilon definition of limits. It is very complex, and is based on high-level mathematics. A discussion of this rigorous mathematical concept is not beneficial, so it is omitted here. In essence, it is possible to be a great driver without having to understand every principle of the combustion engine.

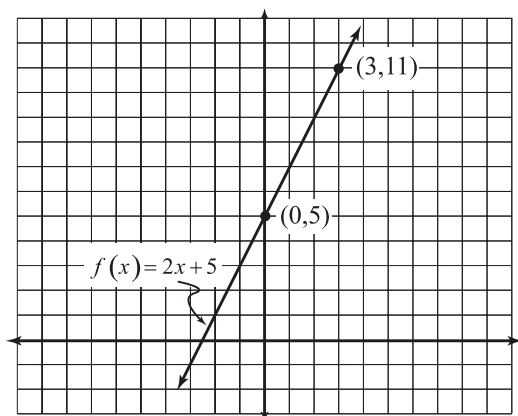
What Is a Limit?

When I first took calculus in high school, I was hip-deep in evaluating limits via tons of different techniques before I realized that I had no idea what exactly I was doing, or why. I am one of those people who needs some sort of universal understanding in a math class, some sort of framework to visualize why I am undertaking the process at hand. Unfortunately, calculus teachers are notorious for explaining *how* to complete a problem (outlining the steps and rules) but not explaining *what the problem means*. So, for your benefit and mine, we'll discuss what a limit actually is before we get too nutty with the math part of things.

Let's start with a simple function: $f(x) = 2x + 5$. You know that this is a line with slope 2 and y -intercept 5. If you plug $x = 3$ into the function, the output will be $f(3) = 2 \cdot 3 + 5 = 11$. Very simple, everyone understands, everyone's happy. What else does this mean, however? It means that the point $(3,11)$ belongs to the relation and function I call f . Furthermore, it means that the point $(3,11)$ falls on the graph of $f(x)$, as evidenced in Figure 5.1.

Figure 5.1

The point $(3,11)$ falls on the graph of f .



All of this seems pretty obvious, but let's change the way we talk just a little to prepare for limits. Notice that as you get closer and closer to $x = 3$, the height of the graph gets closer and closer to $y = 11$. In fact, if you plug $x = 2.9$ into $f(x)$, you get $f(2.9) = 2(2.9) + 5 = 10.8$.

If you plug in $x = 2.95$, the output is 10.9. Inputs close to 3 give outputs close to 11, and the closer the input is to 3, the closer the output is to 11.

Even if you didn't know that $f(3) = 11$ (say for some reason you were forbidden by your evil step-godmother, as was Cinderella), you could still figure out what it would *probably* be by plugging in an insanely close number like 2.99999. I'll save you the grunt work and tell you that $f(2.99999) = 10.99998$. It's pretty obvious that f is headed straight for the point (3,11), and that's what is meant by a limit.

A *limit* is the intended height of a function at a given value of x , whether or not the function actually reaches that height at the given x . In the case of f , you know that f does reach the value of 11 when $x = 3$, but that doesn't have to be the case for a limit to exist. Remember that a limit is the height a function *intends* to reach.

def•i•ni•tion

A **limit** is the height a function *intends* to reach at a given x value, whether or not it actually reaches it.

Can Something Be Nothing?

You may ask, "How am I supposed to know what a function *intends* to do? I don't even know what I intend to do." Luckily, functions are a little more predictable than people, but more on that later. For now, let's look at a slightly harder problem involving limits, but before we do, let's first discuss how a limit is written in calculus.

In our previous example, we determined that the limit, as x approaches 3, of $f(x)$ equals 11, because the function approached a height of 11 as we plugged in x values closer and closer to 3. As it seems with everything else, calculus has a shorthand notation for this:

$$\lim_{x \rightarrow 3} f(x) = 11$$

This is read, "The limit, as x approaches 3, of $f(x)$ equals 11." The tiny 3 is the number you're approaching, $f(x)$ is the function in question, and 11 is the intended height of f at 3. Now, let's look at a slightly more involved example.

Figure 5.2 is the graph of $g(x) = \frac{x^2 - x - 6}{x + 2}$.

Clearly, the domain of g cannot contain $x = -2$, because that causes 0 in the denominator, and that is just plain yucky.

Notice that the graph of g has a hole at the evil value of $x = -2$, but that won't stop us. We're going to evaluate the limit there. Remember, the function doesn't actually have to exist at a certain point for a limit to exist—the function only has to



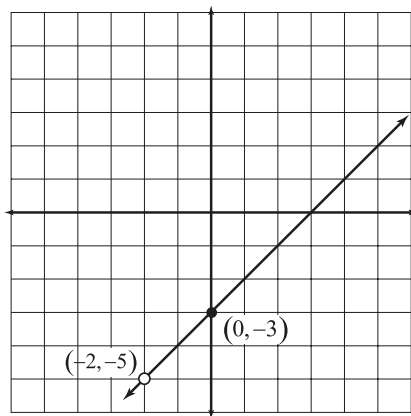
Critical Point

If you substitute $x = -2$ into $g(x) = \frac{x^2 - x - 6}{x + 2}$, you get $\frac{0}{0}$, which is said to be in "indeterminate form." Typically, a result of $\frac{0}{0}$ means that a hole appears in the graph at that value of x , which is the case with g .

have a clear height it intends to reach. Clearly, the function has an intended height it wishes to reach when $x = -2$ in the graph—there's a gaping hole at that exact spot, in fact.

Figure 5.2

The graph of
 $g(x) = \frac{x^2 - x - 6}{x + 2}$.



Critical Point

We will evaluate limits like $\lim_{x \rightarrow 3} f(x)$ and $\lim_{x \rightarrow -2} g(x)$ in the next chapter without having to resort to the “plug in an insanely close number” technique. In this chapter, focus with me on the idea of a limit, and we’ll get to the computational part soon enough.

How can you evaluate $\lim_{x \rightarrow -2} g(x)$? Just like we did in the previous example, you’ll plug in a number insanely close to $x = -2$, in this case, $x = -1.99999$. Again, I’ll do the grunt work for you (you can thank me later): $g(-1.99999) = -4.99999$. Even a knucklehead like me can see that this function intends to go to a height of -5 on the function g when $x = -2$. Therefore, $\lim_{x \rightarrow -2} g(x) = -5$, even though the point $(-2, -5)$ does not appear on the graph of $g(x)$. This is one example of a limit existing because a function intends to go to a height despite not actually reaching that height.

One-Sided Limits

Occasionally, a function will intend to reach two different heights at a given x , one height as you come from the left side, and one height as you come from the right side. We can still describe these one-sided intended heights, using *left-hand* and *right-hand limits*. To better understand this bizarre function behavior, look at the graph of $b(x)$ in Figure 5.3.

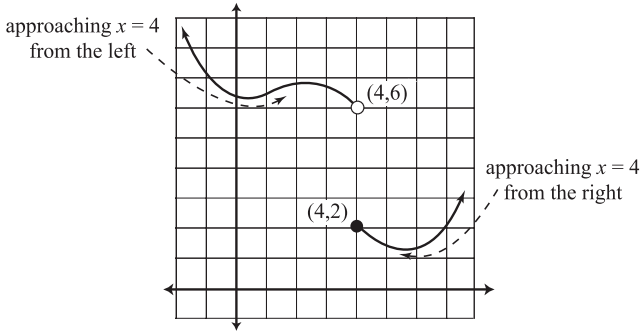


Figure 5.3

The graph of $b(x)$ consists of both pieces; a graph like this is usually the result of a piecewise-defined function.

This graph does something very wacky at $x = 4$: it breaks. Trace your finger along the graph as it approaches $x = 4$ from the left. What height is your finger approaching as you get close to (but don't necessarily reach) $x = 4$? You are approaching a height of 6. This is called the left-hand limit and is written like this:

$$\lim_{x \rightarrow 4^-} b(x) = 6$$

The little negative sign in the exponent indicates that you should only be interested in the height the graph approaches as you travel along the graph from the left-hand side. If you trace your finger along the other portion of the graph, this time toward $x = 4$ from the right, you'll notice that you approach a height of 2 when you get close to $x = 4$. This is, as you may have guessed, the right-hand limit for $x = 4$, and it is written as follows:

$$\lim_{x \rightarrow 4^+} b(x) = 2$$

Until now, we have only spoken of a general limit (in other words, a limit that doesn't involve a direction, like from the right or left). Most of the time in calculus, you will worry about general limits, but in order for general limits to exist, right- and left-hand

def·i·n·i·t·i·o·n

A **left-hand limit** is the height a function intends to reach as you approach the given x value *from* the left; the **right-hand limit** is the intended height as you approach *from* the right.



Critical Point

To keep from confusing right- and left-hand limits, remember the key word: *from*. A left-hand limit is the height toward which you're heading as you approach the given x -value *from* the left, not as you go *toward* the left on the graph.

limits must also be present; this we learn in the next section, which will tie together everything we've discussed so far about limits. Can you feel the electricity in the air?

When Does a Limit Exist?

If you don't understand anything else in this chapter, make sure to understand this section. It contains the two essential characteristics of limits: when they exist and when they don't exist. If you've understood everything so far, you're on the verge of understanding your first major calculus topic. I'm so proud of you ... I remember when you were only *this* tall ...

Here's the key to limits: In order for a limit to exist on a function f at some x value (we'll give it a generic name like $x = c$), three things must happen:

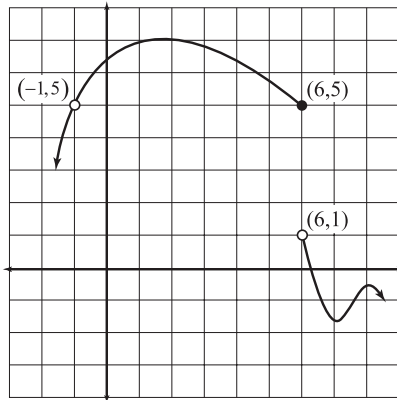
1. The left-hand limit must exist at $x = c$.
2. The right-hand limit must exist at $x = c$.
3. The left- and right-hand limits at c must be equal.

In calculus books, this is usually written like this: If $\lim_{x \rightarrow c^-} f(x) = \lim_{x \rightarrow c^+} f(x)$, then $\lim_{x \rightarrow c} f(x)$ exists and is equal to the one-sided limits.

The diagram in Figure 5.4 will help illustrate the point.

Figure 5.4

Yet another hideous graph called $f(x)$. Can you spot where the limit doesn't exist?



There are two interesting x -values on this graph: $x = -1$ and $x = 6$. At one of those values, a general limit exists, and at the other, no general limit exists. Can you figure out which is which using the above guidelines?

You're reading ahead aren't you? Well, stop it. Don't read any more until you've actually tried to answer the question I've asked you. Do it. I'm watching!

The answer: $\lim_{x \rightarrow -1} f(x)$ exists and $\lim_{x \rightarrow 6} f(x)$ does not. Remember, in order for a limit to exist, the left- and right-hand limits must exist at that point and be equal. As you approach $x = -1$ from the left and right sides, each time you are heading toward a height of 5, so the two one-sided limits exist and are equal, and we can conclude that $\lim_{x \rightarrow -1} f(x) = 5$ (i.e., the general limit as x approaches -1 on $f(x)$ is equal to 5).

However, this is not the case when we approach $x = 6$ from the right and left. In fact, $\lim_{x \rightarrow 6^-} f(x) = 5$, whereas $\lim_{x \rightarrow 6^+} f(x) = 1$. Because those one-sided limits are unequal, we say that no general limit exists at $x = 6$, and that $\lim_{x \rightarrow 6} f(x)$ does not exist.



Critical Point

Visually, a limit exists if the graph does not break at that point. For the graph $f(x)$ in question, a break occurs at $x = 6$ but not $x = -1$, which means a limit doesn't exist at the break but can exist at the hole in the graph. Remember that a limit can exist even if the function doesn't exist there—as long as the function intended to go to a specific height from each direction, the limit exists.

When Does a Limit Not Exist?

You already know of one instance in which limits don't exist, but two other circumstances can ruin a limit as well.

- ◆ A general limit does not exist if the left- and right-hand limits aren't equal.

In other words, if there is a break in the graph of a function, and the two pieces of the function don't meet at an intended height, then no general limit exists there. In Figure 5.5, $\lim_{x \rightarrow c} g(x)$ does not exist because the left- and right-hand limits are unequal.

- ◆ A general limit does not exist if a function increases or decreases infinitely at a given x -value (i.e., the function increases or decreases without bound).

In order for a general limit to exist, the function must approach some fixed numerical height. If a function increases or decreases infinitely, then no limit exists. In Figure 5.6, $\lim_{x \rightarrow c} b(x)$ does not exist because $b(x)$ has a vertical asymptote at $x = c$, causing the function to increase without bound there. A limit must be a finite number in order to truly exist.

Figure 5.5

The graph of $g(x)$.

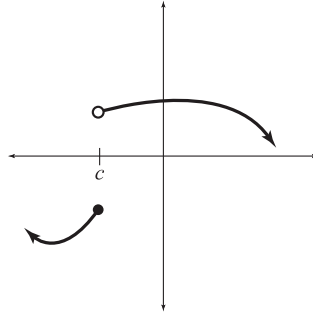


Figure 5.6

The graph of $b(x)$.

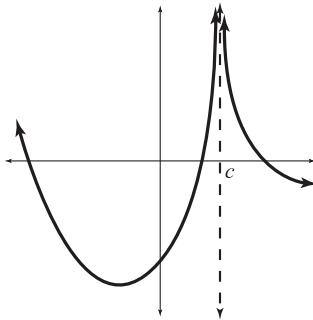
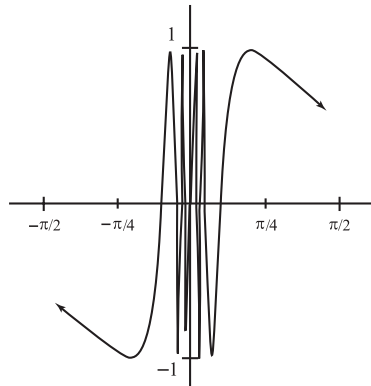


Figure 5.7

The graph of $y = \sin \frac{1}{x}$; $\lim_{x \rightarrow 0} \sin \frac{1}{x}$ does not exist.



- ◆ A general limit does not exist if a function oscillates infinitely, never approaching a single height.

This is rare, but sometimes a function will continually wiggle back and forth, never reaching a single numeric value. If this is the case, then no general limit exists. Because this is so rare, most calculus books give the same example when discussing this eventuality, and I will be no different (math peer pressure is harsh, let me tell you). No general limit exists at $x = 0$ in Figure 5.7 because the function never settles on any one value the closer you get to $x = 0$.

Example: A function $f(x)$ is defined by the graph in Figure 5.8. Based on the graph and your amazing knowledge of limits, evaluate the limits that follow. If no limit exists, explain why.

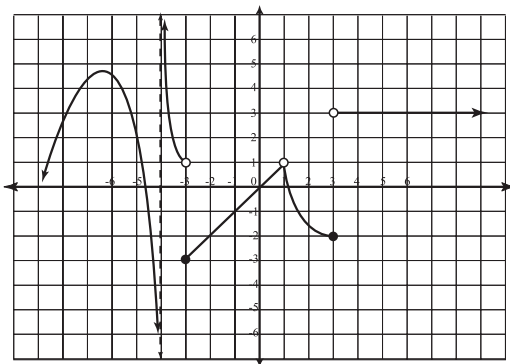


Figure 5.8

The hypnotic graph of $f(x)$. Mortal men may turn to stone upon encountering its terrible visage.

a) $\lim_{x \rightarrow -4^+} f(x)$

Solution: As you approach $x = -4$ from the right, the function increases without bound. You have two ways to write your answer; either say that the limit does not exist because the function increases infinitely, or write $\lim_{x \rightarrow -4^+} f(x) = \infty$.

b) $\lim_{x \rightarrow 4} f(x)$

Solution: As you approach $x = 4$ from the right and left, the function approaches a height of 3. Therefore, the general limit exists and is 3.

c) $\lim_{x \rightarrow 3} f(x)$

Solution: No general limit exists here because the left-hand limit (1) does not equal the right-hand limit (-3).



Kelley's Cautions

If a graph has no general limit at one of its x -values, that does not affect any of the other x -values. For example, in Figure 5.7, a general limit exists at every x -value except $x = 0$.



Critical Point

Giving a limit answer of ∞ or $-\infty$ is equivalent to saying that the limit does not exist. However, by answering with ∞ , you are also (1) explaining why the limit doesn't exist, and (2) specifically detailing whether the function increased or decreased infinitely there.

You've Got Problems

Here are a couple of limits to try on your own based on the graph of $f(x)$ used in the example in Figure 5.8.

1. $\lim_{x \rightarrow -4^-} f(x)$

2. $\lim_{x \rightarrow 3} f(x)$

3. $\lim_{x \rightarrow 1} f(x)$

The Least You Need to Know

- ◆ The limit of a function at a given x -value is the height the function intends to reach there.
- ◆ A function can have a limit at an x -value even if the function has a hole there.
- ◆ A function cannot have a limit where its graph breaks.
- ◆ If a function's left- and right-hand limits exist and are equal for a certain $x = c$, then a general limit exists at c .
- ◆ A limit does not exist in the cases of infinite function growth or oscillation.

Chapter 6

Evaluating Limits Numerically

In This Chapter

- ◆ Three easy methods for finding limits
- ◆ Limits and asymptotes
- ◆ Finding limits at infinity
- ◆ Trig and exponential limit theorems

Now you know what a limit is, when a limit exists, and when it doesn't. However, the question of how to actually evaluate limits remains. In Chapter 5 we approximated limits by plugging in x values insanely close to the number we were approaching, but that got tedious quickly. As soon as you have to raise numbers like 2.999999 to various exponents, it becomes clear that you either need a better way or a giant bottle of aspirin.

Good news: there are lots of better ways, and this chapter will lead you through all of the major processes to evaluate limits and the important limit theorems you should memorize. For those of you who were uncomfortable with math turning a little conceptual and philosophical there for a little bit, don't worry—we're back to comfortable, familiar, soft, fuzzy, and predictable math techniques and formulas.

All of that theory you learned in the last chapter will resurface to some degree in Chapter 7, when we discuss continuity of functions, so keep it fresh in your mind. A lot of our discussion about limits will get hazy quickly when you move on to derivatives and integrals as the book progresses. Make sure you come back and review these early topics often throughout your calculus course to keep them fresh in your brain.

The Major Methods

The vast majority of limits can be evaluated by using one of three techniques: substitution, factoring, and the conjugate method. Usually, only one of these techniques will work on a given limit problem, so you should try one method at a time until you find one that works. Because I am efficient (understand, by that I mean extremely lazy) I always try the easiest method first, and only move on to more complicated methods if I absolutely have to. As such, I'll present the methods from easiest to hardest.

Substitution Method

Prepare yourself ... you're going to weep with uncontrollable joy when I tell you this. Many limits can be evaluated simply by plugging the x value you're approaching into the function. The fancy term for this is the substitution method (or the direct substitution method).

Example 1: Evaluate $\lim_{x \rightarrow 4} (x^2 - x + 2)$.

Solution: In order to evaluate the limit, simply plug the number you're approaching (4) in for the variable:

$$4^2 - 4 + 2 = 16 - 2 = 14$$



Critical Point

When I say that the methods of evaluating limits are listed from easiest to hardest, I should qualify it by saying that "hard" is not a good word choice; none of these methods is hard. The number of steps increases slightly from one method to the next, but these methods are easy.

According to the substitution method,

$$\lim_{x \rightarrow 4} (x^2 - x + 2) = 14$$

That was too easy! Just to make sure it actually worked, let's check the answer by looking at the graph of $y = x^2 - x + 2$ in Figure 6.1.

As we approach $x = 4$ from either the left or the right, the function clearly heads toward a height of 14, which, as we know, guarantees that the general limit exists and is 14. It worked! Huzzah!

If every limit problem in the world could be solved using substitution, there would probably be no need for Prozac. However (and there's always a however, isn't there?), sometimes substitution cannot be used. In such cases, you should resort to the next method of evaluating limits: factoring.

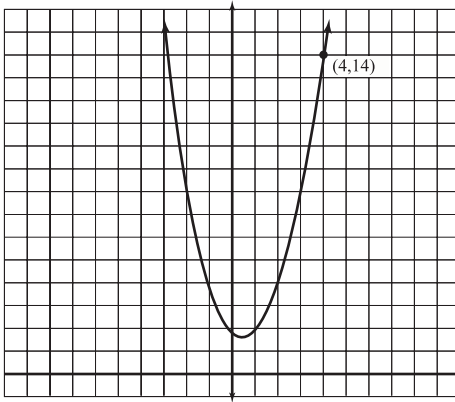


Figure 6.1

Use the graph of $y = x^2 - x + 2$ to visually verify the limit at $x = 4$.

You've Got Problems

Problem 1: Evaluate the following limits using substitution:

(a) $\lim_{x \rightarrow \pi} \frac{\cos x}{x}$

(b) $\lim_{x \rightarrow -2} \frac{x^2 + 1}{x^2 - 1}$

Factoring Method

Consider the function $f(x) = \frac{x^2 - 9}{x + 3}$. How would you find the limit of f as x approaches -3 ? Well, if you try to use substitution to find the limit, bad things happen:

$$\begin{aligned} \lim_{x \rightarrow -3} \frac{x^2 - 9}{x + 3} &= \frac{(-3)^2 - 9}{-3 + 3} \\ &= \frac{0}{0} \end{aligned}$$

What kind of an answer is $\frac{0}{0}$? A gross one, that's for sure. Remember that we can't have 0 in the denominator of a fraction; that's not allowed. Clearly, then, the limit is not $\frac{0}{0}$, but that answer does tell us two things:

1. You must use a different method to find the limit, because ...
2. ... the function likely has a hole at the x value you substituted into the function.

The best alternative to substitution is the factoring method, which works just beautifully in this case. In the next example, we'll find this troubling limit.

Example 2: Evaluate $\lim_{x \rightarrow -3} \frac{x^2 - 9}{x + 3}$ using the factoring method.

Solution: To begin the factoring method, factor! It makes sense, since the numerator is the difference of perfect squares and factors very happily:

$$\lim_{x \rightarrow -3} \frac{(x + 3)(x - 3)}{x + 3}$$

Now both the top and bottom of the fraction contain $(x + 3)$, so you can cancel those terms out to get the much simpler limit expression of:

$$\lim_{x \rightarrow -3} (x - 3)$$

Now you can use the substitution method to finish:

$$-3 - 3 = -6$$

So, $\lim_{x \rightarrow -3} \frac{x^2 - 9}{x + 3} = -6$.

You've Got Problems

Problem 2: Evaluate these limits using the factoring method:

(a) $\lim_{x \rightarrow 3} \frac{2x^2 - 7x - 15}{x - 5}$

(b) $\lim_{x \rightarrow 1} \frac{x^3 - 1}{x - 1}$

Conjugate Method

If substitution and factoring don't work, you have one last bastion of hope when evaluating limits, but this final method is very limited in its scope and power. In fact, it is only useful for limits that contain radicals, as its power comes from the use of the conjugate.

The *conjugate* of a binomial expression (i.e., an expression with two terms) is the same expression with the opposite middle sign. For example, the conjugate of $\sqrt{x} - 5$ is $\sqrt{x} + 5$.

The true power of conjugate pairs is displayed when you multiply them together. The product of two conjugates containing radicals will, itself, contain no radical expressions! In other words, multiplying by a conjugate can eliminate square roots:

$$(\sqrt{x} - 5)(\sqrt{x} + 5) = \sqrt{x^2} + 5\sqrt{x} - 5\sqrt{x} - 25 = x - 25$$

You should use the conjugate method whenever you have a limit problem containing radicals for which substitution does not work—always try substitution first. However, if substitution results in an illegal value (like $\frac{0}{0}$), you'll know to employ the conjugate method, which we'll use to solve the next example.

Example 3: Evaluate $\lim_{x \rightarrow 5} \frac{\sqrt{x+11}-4}{x-5}$.

Solution: If you try the substitution method, you get $\frac{0}{0}$, indicating that you'll need another method to find the limit since the function probably has a hole at $x = 5$. The function itself contains a radical and a number being subtracted from it—the fingerprint of a problem needing the conjugate method. To start, multiply both the numerator and denominator by the conjugate of the radical expression ($\sqrt{x+11} + 4$):

$$\lim_{x \rightarrow 5} \frac{\sqrt{x+11}-4}{x-5} \cdot \frac{\sqrt{x+11}+4}{\sqrt{x+11}+4}$$

Multiply the numerators and denominators as you would any pair of binomials—i.e., $(a+b)(c+d) = ac + ad + bc + bd$ —and all of the radical expressions will disappear from the numerator. *Do not actually multiply the nonconjugate pair together.* You'll see why in a second:

$$\begin{aligned} \lim_{x \rightarrow 5} \frac{(x+11) + 4\sqrt{x+11} - 4\sqrt{x+11} - 16}{(x-5)(\sqrt{x+11}+4)} \\ &= \lim_{x \rightarrow 5} \frac{x+11-16}{(x-5)(\sqrt{x+11}+4)} \\ &= \lim_{x \rightarrow 5} \frac{x-5}{(x-5)(\sqrt{x+11}+4)} \end{aligned}$$

def·i·n·i·t·i·o·n

For our purposes, the **conjugate** of a binomial expression simply changes the sign between the two terms to its opposite. For example, $3+\sqrt{x}$ and $3-\sqrt{x}$ are conjugates.

Here's the neat trick: the numerator and denominator now contain the same term ($x - 5$) so you can cancel that term and then finish the problem with the substitution method:

$$\begin{aligned} \lim_{x \rightarrow 5} \frac{1}{\sqrt{x+11} + 4} \\ &= \frac{1}{\sqrt{16} + 4} \\ &= \frac{1}{4+4} = \frac{1}{8} \end{aligned}$$

You've Got Problems

Problem 3: Evaluate the following limits:

(a) $\lim_{x \rightarrow -2} \frac{x+2}{\sqrt{x+6}-2}$

(b) $\lim_{x \rightarrow 1} \frac{\sqrt{x+4}-3}{x+1}$

What If Nothing Works?

If none of the three techniques we have discussed works on the problem at hand, you're not out of hope. Don't forget we have an alternative (albeit tedious, mechanical, and unexciting—like most television sitcoms) method of finding limits. If all else fails, substitute a number insanely close to the number for which you are evaluating, as we did in Chapter 5.

Let me also play the part of the soothsayer for a moment. For the maximum effect, read the next sentences in a creepy, gypsy fortuneteller voice. "I see something in your future, yes, off in the distance. A promised method, a shortcut, a new way to evaluate limits that makes hard things easy. I'm getting a French name ... L'Hôpital's Rule, and an unlucky number ... 13. Chapter 13. Look for it in Chapter 13."

Limits and Infinity

There is a very deep relationship between limits and infinity. At first they thought they were "just friends," and then one would occasionally catch the other in a sidelong glance with eyes that spoke volumes. Without going into the long history, now they're inseparable, and without their storybook relationship, there'd be no vertical or horizontal asymptotes.

Vertical Asymptotes

You already know that a limit does not exist if a function increases or decreases infinitely, like at a vertical asymptote. You may be wondering if it's possible to tell if a function is doing just that without having to draw the graph, and the answer is yes. Just like a substitution result of $\frac{0}{0}$ typically means a hole exists on the graph, a result of $\frac{5}{0}$ indicates a vertical asymptote. To be more specific, you don't have to get 5 in the numerator—any nonzero number divided by 0 indicates that the function is increasing or decreasing without bound, meaning no limit exists.

Example 4: At what value(s) of x does no limit exist for $f(x) = \frac{x^2 + 7x + 10}{x^2 - 25}$?

Solution: Begin by factoring the expression, because knowing what x values cause a 0 in the denominator is key:

$$f(x) = \frac{(x+5)(x+2)}{(x+5)(x-5)}$$

At $x = -5$, the function should have a hole, as substituting in that value results in $\frac{0}{0}$. You can use the factoring method to actually find that limit:

$$\lim_{x \rightarrow -5} f(x) = \frac{(-5+2)}{(-5-5)} = \frac{3}{10}$$

However, you're supposed to determine where the limit *doesn't* exist, so let's look at the other distressing x -value: $x = 5$. If you substitute that into $f(x)$, you get $\frac{70}{0}$. This result, any number (other than 0) divided by 0, indicates the presence of a vertical asymptote at $x = 5$, so $\lim_{x \rightarrow 5} f(x)$ does not exist because f will either increase or decrease infinitely there.



Critical Point

Once you've determined that $x = 5$ is a vertical asymptote of $f(x)$ in Example 4, it's simple to determine how the function reacts to that asymptote. (In other words, does $f(x)$ increase or decrease without bound as you approach $x = 5$ from the right and from the left?)

All you need to do is to plug an x -value *slightly* to the right of $x = 5$ into $f(x)$, such as $x = 5.00001$. You'll end up with $f(5.00001) \approx 700,000$, indicating that $f(x)$ is getting gigantic. Therefore, $\lim_{x \rightarrow 5^+} f(x) = \infty$. Similarly, plug in a number *slightly* to the left of $x = 5$, such as $x = 4.99999$. Since $f(4.99999) \approx -700,000$, $\lim_{x \rightarrow 5^-} f(x) = -\infty$.

If substitution results in $\frac{0}{0}$, that does not *guarantee* that a hole exists in the function. You can only be sure there's a hole there if a limit exists, as was the case with $x = -5$ in this example.

You've Got Problems

Problem 4: Determine the x -values at which $g(x) = \frac{2x^3 - 3x^2 + x}{2x^3 + 5x^2 - 3x}$ is undefined. If possible, evaluate the limits as x approaches each of those values.

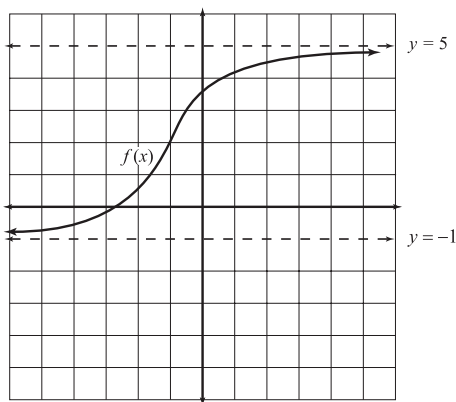
Horizontal Asymptotes

Vertical asymptotes are caused by a function's values increasing or decreasing infinitely as that function gets closer and closer to a fixed x -value; so, if a function has a vertical asymptote at $x = c$, we can write $\lim_{x \rightarrow c} f(x) = \infty$ or $-\infty$. *Horizontal* asymptotes have a lot of the same components, but everything is reversed.

A horizontal asymptote is the height that a function tries to, but cannot, reach as the function's x -values get infinitely positive or negative. In Figure 6.2, $f(x)$ approaches a height of 5 as x gets infinitely positive and a height of -1 as $f(x)$ grows infinitely negative.

Figure 6.2

The graph of $f(x)$ has different horizontal asymptotes as x gets infinitely positive and negative. A rational function won't look like this—it will have (at most) one horizontal asymptote.



This is written as follows:

$$\lim_{x \rightarrow \infty} f(x) = 5 \text{ and } \lim_{x \rightarrow -\infty} f(x) = -1$$

These are called limits *at infinity*, since you are not approaching a fixed number, as you do with typical limits. However, the limit still exists because the function clearly intends to reach the limiting height indicated by the horizontal asymptote, although it never actually reaches it.

Evaluating limits at infinity is a bit different from evaluating standard limits; substitution, factoring, and the conjugate methods won't work, so you need an alternative method. Although L'Hôpital's Method works quite nicely, you won't learn that until Chapter 13. In the meantime, you can evaluate these limits simply by comparing the highest exponents in their numerators and denominators.

Let's say we calculate $\lim_{x \rightarrow \infty} r(x)$, where $r(x)$ is defined as a fraction whose numerator, $n(x)$, and denominator, $d(x)$, are simply polynomials. Compare the *degrees* (highest exponents) of $n(x)$ and $d(x)$:

- ◆ If the degree of the numerator is higher, then $\lim_{x \rightarrow \infty} r(x) = \infty$ or $-\infty$ (i.e., there is no limit because the function increases or decreases infinitely).
- ◆ If the degree of the denominator is higher, then $\lim_{x \rightarrow \infty} r(x) = 0$.
- ◆ If the degrees are equal, then $\lim_{x \rightarrow \infty} r(x)$ is equal to the *leading coefficient* of $n(x)$ divided by the leading coefficient of $d(x)$.



Critical Point

If $r(x)$ is a rational (fractional) function and has a horizontal asymptote, then it is guaranteed that $\lim_{x \rightarrow \infty} r(x) = \lim_{x \rightarrow -\infty} r(x)$. In other words, a rational function has the same horizontal asymptote at both ends of the function.

These guidelines only apply to limits at infinity; make sure to remember that.

Example 5: Evaluate $\lim_{x \rightarrow \infty} \frac{5x^3 + 4x^2 - 7x + 4}{2 + x - 6x^2 + 8x^3}$.

Solution: This is a limit at infinity, so you should compare the degrees of the numerator and denominator. They are both 3, so the limit is equal to the leading coefficient of the numerator (5) divided by the leading coefficient of the

denominator (8), so $\lim_{x \rightarrow \infty} \frac{5x^3 + 4x^2 - 7x + 4}{2 + x - 6x^2 + 8x^3} = \frac{5}{8}$.

def•i•n•i•t•i•o•n

The **degree** of a polynomial is the value of its largest exponent. The **leading coefficient** of a polynomial is the coefficient of the term with the largest exponent. For example, the expression $y = 3x^2 - 5x^6 + 7$ has degree 6 and leading coefficient -5 .

You've Got Problems

Problem 5: Evaluate the following limits:

(a) $\lim_{x \rightarrow \infty} \frac{2x^2 + 6}{3x^2 - 4x + 1}$

(b) $\lim_{x \rightarrow \infty} \frac{3x^2 + 4x + 3}{x^3 + 8x + 14}$

Special Limit Theorems

The four following special limits are not special because of the warm way they make you feel all giddy inside. By “special,” I really mean they cannot be evaluated by the means we’ve discussed so far, but yet you’ll see them frequently and should probably memorize them, even though that stinks. Now that we’re on the same page, so to speak, here they are with no further ado:

$$\blacklozenge \lim_{\alpha \rightarrow 0} \frac{\sin \alpha}{\alpha} = 1$$

This is only true when you approach 0, so don’t use this formula under any other circumstances. The α can be any quantity.

$$\blacklozenge \lim_{\alpha \rightarrow 0} \frac{\cos \alpha - 1}{\alpha} = 0$$

Just like the first special limit, this is only true when approaching 0. Sometimes, you’ll also see this formula written as $\frac{1 - \cos \alpha}{\alpha}$; the limit is still 0 either way.

$$\blacklozenge \lim_{x \rightarrow \infty} \frac{\text{any real number}}{x^{\text{any integer} > 0}} = 0$$

If any real number is divided by x , and we let that x get infinitely large, the result is 0. Think about that—it makes good sense. What is 4 divided by 900 kajillion? Who knows, but it’s definitely very, very small. So small, in fact, that it’s basically 0.

$$\blacklozenge \lim_{x \rightarrow \infty} \left(1 + \frac{1}{x}\right)^x = e$$

This basically says that 1 plus an extremely small number, when raised to an extremely high power, is exactly equal to Euler’s number (2.71828 ...). You will see this very infrequently, but it’s important to recognize it when you do.

Example 6: Evaluate $\lim_{x \rightarrow 0} \frac{\sin 3x}{x}$.

Solution: This is the first special limit formula, but notice that the value inside sine must match the denominator for that formula to work; therefore, we need a $3x$ in the denominator instead of just x . The trick is to multiply the top and bottom by 3 (since that’s really the same thing as multiplying by 1, you’re not changing the expression’s value):

$$\lim_{x \rightarrow 0} \frac{\sin 3x}{x} \cdot \frac{3}{3} = \lim_{x \rightarrow 0} \frac{\sin 3x}{3x} \cdot 3$$

You can evaluate the limits of the factors separately and multiply the results together for the final answer:

$$\left(\lim_{x \rightarrow 0} \frac{\sin 3x}{3x}\right)\left(\lim_{x \rightarrow 0} 3\right) = (1)(3) = 3$$

You've Got Problems

Problem 6: Evaluate $\lim_{x \rightarrow \infty} \left(\frac{5}{x^3} + \left(1 + \frac{1}{x}\right)^x\right)$.

The Least You Need to Know

- ◆ Most limits can be evaluated via the substitution, factoring, or conjugate methods.
- ◆ If a function $f(x)$ has a vertical asymptote $x = c$, then $\lim_{x \rightarrow c} f(x) = \infty$ or $-\infty$.
- ◆ If a rational function $f(x)$ has a horizontal asymptote $y = L$, then $\lim_{x \rightarrow \infty} f(x) = \lim_{x \rightarrow -\infty} f(x) = L$.
- ◆ There are four common limits that defy our techniques and must be memorized.

Chapter 7

Continuity

In This Chapter

- ◆ What it means to be continuous
- ◆ Classifying discontinuity
- ◆ When discontinuity is removable
- ◆ The Intermediate Value Theorem

Now that you understand and can evaluate limits, it's time to move forward with that knowledge. If you were to flip through any calculus textbook and read some of the most important calculus theorems, nearly every one contains a very significant condition: continuity. In fact, almost none of our most important calculus conclusions (including the Fundamental Theorem of Calculus, which sounds pretty darn important) work if the functions in question are not continuous.

Testing for continuity on a function is very similar to testing for the existence of limits on a function. Just as three stipulations had to be met in order for a limit to exist at a given point (left- and right-hand limits existing and being equal), three different stipulations must be met in order for a function to be continuous at a point. Just as there were three major cases in which limits did not exist, there are three major causes that force a function to be discontinuous.

Calculus is very handy like that—if you look hard enough, you can usually see how one topic flows seamlessly into the next. Without limits, there’d be no continuity; without continuity, there’d be no derivatives; without derivatives, no integrals; and without integrals, no sleepless, panicked nights trying to cram for calculus tests.

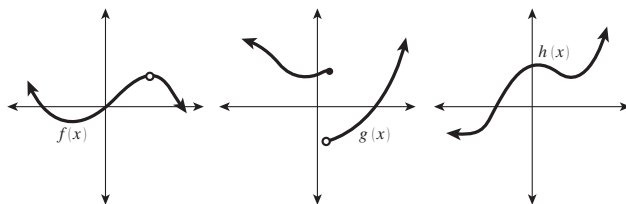
What Does Continuity Look Like?

First of all, let’s set our language straight. *Continuous* is an adjective that describes a function meeting very specific standards. Just like the Boy Scouts have to pass small tests to earn merit badges, there are three tests a function must pass at any given point in order to earn the “Continuous” merit badge.

Before we get into the nitty-gritty of the math definition, let’s approach continuity from a visual perspective. It is easiest to determine whether or not a function is continuous by looking at its graph. *If the graph has no holes, breaks, or jumps, then we can rest assured that the function is continuous.* A continuous function is simply a nice, smooth function that can be drawn completely without lifting your pencil. With this intuitive definition in mind, in Figure 7.1, can you tell which of the following three functions is continuous?

Figure 7.1

One of these things is not like the others; one of these things just doesn’t belong. Which is the continuous function?



Of the above functions, only $h(x)$ can be drawn with a single, unbroken pen stroke. The other functions are much more unpredictable: f has an unexpected hole in it, and g suddenly breaks without warning. Only good old h provides a nice smooth ride from start to finish. Function h is like the good, solid, dependable boyfriend or girlfriend you wouldn’t be embarrassed to bring home to Mom and Dad, and the fact that it guarantees no unexpected breakups means peace of mind for your emotional well-being.



Critical Point

A continuous function is like a well-built roller coaster track—no gaps, holes, or breaks means safe riding for its passengers.

The Mathematical Definition of Continuity

The mathematical definition of continuity makes a lot of sense if you keep one thing in mind: whereas limits told us where a function intended to go, continuity guarantees that the function actually made it there. As the saying goes, “The road to hell is paved with good intentions.” Continuity has the mathematical role of policeman, determining whether or not the function followed through with its intentions (meaning it is continuous) or not (making the function discontinuous). With that in mind, here is the official definition of continuity:

A function $f(x)$ is continuous at a point $x = c$ if the following three conditions are met:

- ◆ $\lim_{x \rightarrow c} f(x)$ exists
- ◆ $f(c)$ is defined
- ◆ $\lim_{x \rightarrow c} f(x) = f(c)$

In other words, the limit exists at $x = c$ (which means the function has an intended height); the function exists at $x = c$ (which means that there is no hole there); and the limit is equal to the function value (i.e., the function’s value matches its intended value). (By the way, if a function is continuous, you can evaluate any limit on that function using the substitution method, since the function’s value at any point will be equal to the limit there.)

Example 1: Show that the function:

$$f(x) = \begin{cases} \sqrt{x+19} - 4, & x \neq -3 \\ \frac{1}{8}, & x = -3 \end{cases} \text{ is continuous at } x = -3.$$



Critical Point

A function is continuous at a point if the limit and function value there are equal. In other words, the limit exists if the intended height matches the actual function height.



Critical Point

Many functions are guaranteed to be continuous at each point in their domain, including polynomial, radical, exponential, logarithmic, rational, and trigonometric functions. Most of the discontinuous functions you’ll encounter will be due to undefined spots in rational functions and jumps due to piecewise-defined functions. We’ll discuss more about specific causes of discontinuity in the next section.

Solution: To test for continuity, you must find the limit and the function value at $x = -3$ (and make sure they are equal). Now, that's one ugly function. How can you determine its intended height (limit) at $x = -3$? Clearly, the top rule in this piecewise-defined function governs the function's value for every single x except for $x = -3$. When you are finding a limit, you want to see what height is intended as you approach $x = -3$, not the value actually reached at $x = -3$, so you'll find the limit of the larger, ugly, top rule for f . Use the conjugate method:

$$\begin{aligned} \lim_{x \rightarrow -3} \frac{\sqrt{x+19} - 4}{x+3} \cdot \frac{\sqrt{x+19} + 4}{\sqrt{x+19} + 4} \\ &= \lim_{x \rightarrow -3} \frac{(x+19) - 16}{(x+3)(\sqrt{x+19} + 4)} \\ &= \lim_{x \rightarrow -3} \frac{x+3}{(x+3)(\sqrt{x+19} + 4)} \\ &= \lim_{x \rightarrow -3} \frac{1}{\sqrt{x+19} + 4} = \frac{1}{\sqrt{16} + 4} = \frac{1}{8} \end{aligned}$$

The limit clearly exists when $x = -3$, and it is equal to $\frac{1}{8}$. The first condition of continuity is satisfied. Now, on to the second. According to the function's definition, you know that $f(-3) = \frac{1}{8}$, so the function does exist there. Therefore, you can conclude that the function is continuous at $x = -3$, because the limit is equal to the function value there.

You've Got Problems

Problem 1: Determine whether or not the function $g(x)$, as defined below, is continuous at $x = 1$.

$$g(x) = \begin{cases} \frac{3x^2 - x - 2}{x - 1}, & x \neq 1 \\ -2, & x = 1 \end{cases}$$

Types of Discontinuity

Not much happens in the life of a graph—it lives in a happy little domain, playing match-maker to pairs of coordinates. However, there are three things that can happen over the span of a function which change it fundamentally, making it discontinuous. Memorizing the three major causes of discontinuity is not so important; instead, recognize exactly what causes the function to fall short of continuity's requirements.

Jump Discontinuity

A *jump discontinuity* is typically caused by a piecewise-defined function whose pieces don't meet neatly, leaving gaping tears in the graph large enough for an elephant, or other tusked mammal, to walk through. Consider the function:

$$f(x) = \begin{cases} -x + 3, & x < 0 \\ x + 1, & x \geq 0 \end{cases}$$

This graph is made up of two linear pieces, and the rule governing the function changes when $x = 0$. Look at the graph of $f(x)$ in Figure 7.2.

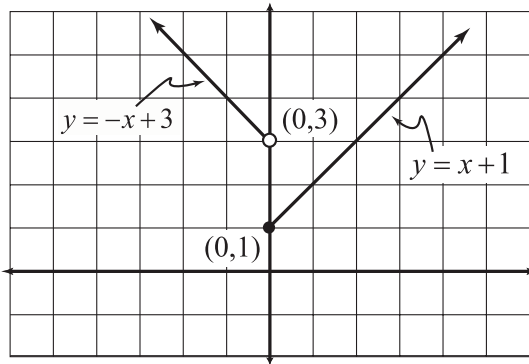


Figure 7.2

The graph of $f(x)$ exhibits an unhealthy dual personality since it is defined by a piecewise-defined function.

When $x = 0$, the graph has a tragic and unsightly break. Whereas the left-hand piece is heading toward a height of $y = 3$ as you approach $x = 0$, the right-hand piece has a height of $y = 1$ when $x = 0$. Does this sound familiar? It should: the left- and right-hand limits are unequal at $x = 0$, so $\lim_{x \rightarrow 0} f(x)$ does not exist. This breaks the first rule requirement of continuity, rendering f discontinuous.

def·i·ni·tion

A **jump discontinuity** occurs when no general limit exists at the given x value (because the right- and left-hand limits exist but are not equal).

In the next example, you are given a piecewise-defined function. Your goal is to shield it from the same fate as the pitiful function $f(x)$ above by choosing a value for the constant c that ensures that the pieces of the graph will meet when the defining function rule changes. Godspeed!

Example 2: Find the real number, c that makes $g(x)$ everywhere continuous if:

$$g(x) = \begin{cases} x - 2, & x \leq 3 \\ x^2 + c, & x > 3 \end{cases}$$

Solution: The top rule in $g(x)$ will define the function for all numbers less than or equal to 3, and its reign ends once x reaches that boundary. At that point, g will have reached a height of $g(3) = 3 - 2 = 1$. Therefore, the next rule ($x^2 + c$) must start at *exactly* that height when $x = 3$, even though it is technically defined only when $x > 3$. That's the key: both pieces must reach the exact same intended height when the graph of a piecewise-defined function changes rules. Thus, we know that:

def·i·ni·tion

A function is **everywhere continuous** if it is continuous for each x in its domain. Since g in Example 2 is made up of a linear piece and a quadratic piece (both of which are always continuous as polynomials), the only place a discontinuity can occur is at $x = 3$.

$$x^2 + c = 1$$

when $x = 3$, so plug in that x value and solve for c :

$$3^2 + c = 1$$

$$9 + c = 1$$

$$c = -8$$

Thus, the second piece of $g(x)$ must be $x^2 - 8$ in order for $g(x)$ to be continuous. You can verify the solution with the graph of $g(x)$ (as shown in Figure 7.3)—no jump discontinuity anywhere to be found.

You've Got Problems

Problem 2: Find the value of a which makes the function $h(x)$ everywhere continuous if:

$$h(x) = \begin{cases} 2x^2 + x - 7, & x < -1 \\ ax + 6, & x \geq -1 \end{cases}$$

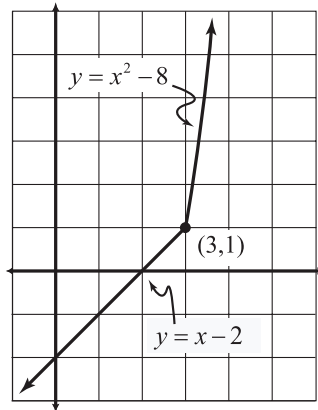


Figure 7.3

The graph of $g(x)$ is nice and continuous now—the pieces of the graph join together seamlessly.

Point Discontinuity

Point discontinuity occurs when a function contains a hole. Think of it this way: the function is discontinuous only because of that rascally little point, hence the name.

Consider the function $p(x) = \frac{x^2 + 11x + 28}{x + 4}$. It is a rational function, so it's continuous for all points on its domain. Hold on a second, though. The value $x = -4$ is definitely not in the domain of $p(x)$ (look at the denominator), so $p(x)$ will automatically be discontinuous there. The question is: What sort of discontinuity is present?

Classifying the discontinuity in this case is very easy—all you have to do is to test for a limit at that x value. To calculate the limit, use the factoring method:

$$\begin{aligned} \lim_{x \rightarrow -4} \frac{x^2 + 11x + 28}{x + 4} \\ &= \lim_{x \rightarrow -4} \frac{(x + 7)(x + 4)}{x + 4} \\ &= \lim_{x \rightarrow -4} (x + 7) = -4 + 7 = 3 \end{aligned}$$

def·i·ni·tion

A **point discontinuity** occurs when a general limit exists, but the function value is not defined there, breaking the second condition of continuity.



Critical Point

Any x -value for which a function is undefined will automatically be a point of discontinuity for the function. If a limit exists at the point of discontinuity, then it must be a point discontinuity.

In conclusion, since $x = -4$ represents a place where $p(x)$ is undefined, and $\lim_{x \rightarrow -4} p(x) = 3$, you know that there is a hole in the function $p(x)$ at the point $(-4, 3)$, a point discontinuity.

Infinite/Essential Discontinuity

An *infinite* (or *essential*) *discontinuity* occurs when a function neither has a limit (because the function increases or decreases without bound) nor is it defined at the given x -value. In other words, this type of discontinuity occurs primarily at a vertical asymptote.

def·i·ni·tion

An **infinite discontinuity** is caused by a vertical asymptote. Since the function increases or decreases without bound, there can be no limit, and since the function never actually touches the asymptote, the function is undefined there. Thus, the presence of a vertical asymptote ruins all the conditions necessary for continuity to occur. Vertical asymptotes are the home wreckers of the continuity world.

It's easy to determine which x -values cause a vertical asymptote, if you remember the shortcut from the last chapter: a function increases or decreases infinitely at a given value of x if substituting that x into the expression results in a constant divided by 0. On the other hand, a result of $\frac{0}{0}$ *usually* means that point discontinuity is at work. However, since a result of $\frac{0}{0}$ doesn't *guarantee* that you've got point discontinuity, you'll need to double-check to see if the limit exists there. We'll do this in Example 3, in case you're confused.

In summary: if no general limit exists, you have jump discontinuity; if the limit exists but the function doesn't, you have point discontinuity; if the limit doesn't exist because it is ∞ or $-\infty$, you have infinite discontinuity.

Now that you've got the field guide to discontinuity, let's look at a typical problem you'll be given. In it, you'll be asked either to identify where a function is continuous or, instead, to highlight areas of discontinuity and to classify the type of discontinuity present.

Example 3: Give all x -values for which the function

$$f(x) = \frac{9x^2 - 3x - 2}{3x^2 + 13x + 4}$$

is discontinuous, and classify each instance of discontinuity.

Solution: This is a rational function, so it's guaranteed to be continuous on its entire domain; the only points you have to inspect are where $f(x)$ is undefined. Because $f(x)$ is rational, it is undefined when its denominator equals 0, and the easiest way to find those locations is by factoring $f(x)$:

$$f(x) = \frac{(3x + 1)(3x - 2)}{(x + 4)(3x + 1)}$$

Set the denominator equal to 0 to see that $x = -4$ and $x = -\frac{1}{3}$ will be points of discontinuity. Now, we need to explain what kinds of discontinuity they represent. Plug each into $f(x)$. Substituting $x = -4$ results in $\frac{154}{0}$, indicating the presence of a vertical asymptote and an infinite discontinuity. However, substituting $x = -\frac{1}{3}$ into f gives you $\frac{0}{0}$, which means there is probably a hole in the function there. That's not good enough supporting work, however. You need to *prove* that there's a hole there in order to conclude that $x = -\frac{1}{3}$ represents a point discontinuity. All the proof you'll need is to verify the presence of a limit at $x = -\frac{1}{3}$. To do so, use the factoring method:

$$\begin{aligned} \lim_{x \rightarrow -1/3} \frac{(3x+1)(3x-2)}{(x+4)(3x+1)} \\ = \lim_{x \rightarrow -1/3} \frac{3x-2}{x+4} &= \frac{3\left(-\frac{1}{3}\right)-2}{-1/3+4} = \frac{-1-2}{11/3} = -\frac{9}{11} \end{aligned}$$

Because the limit exists, there is a point discontinuity when $x = -\frac{1}{3}$.

You've Got Problems

Problem 3: Give all x -values for which the function

$$g(x) = \frac{2x^2 + 5x - 25}{x^2 - 25}$$

is discontinuous, and classify each instance of discontinuity.

Removable vs. Nonremovable Discontinuity

Occasionally you'll see a function described as having removable or nonremovable discontinuity. These terms are more specific than simply stating that a function is discontinuous, but less specific than the kinds of discontinuity we explored in the last section. In other words, these terms are vague, whereas point, jump, and infinite discontinuity are not.

However, since these terms appear often, it's good to know what they mean. A *removable discontinuity* is one that could be eliminated by simply redefining a finite number of points. In other words, if you can "fix" the discontinuity by filling in holes, then that discontinuity is removable. Let's go back to the function we examined in Example 3 for a moment:

$$f(x) = \frac{(3x+1)(3x-2)}{(x+4)(3x+1)}$$

This function has a point discontinuity at $x = -\frac{1}{3}$, since $\lim_{x \rightarrow -1/3} f(x) = -\frac{9}{11}$. If I redefine $f(x)$ slightly, setting $f(-\frac{1}{3}) = -\frac{9}{11}$, then the limit equals the function value when $x = -\frac{1}{3}$, and $f(x)$ is continuous there. Mathematically, the new function $f(x)$ looks like this:

$$f(x) = \begin{cases} \frac{(3x+1)(3x-2)}{(x+4)(3x+1)}, & x \neq -\frac{1}{3} \\ -\frac{9}{11} & , x = -\frac{1}{3} \end{cases}$$

You don't actually have to change the function for it to be removably discontinuous (in fact, if you did change the function, it wouldn't be discontinuous when $x = -\frac{1}{3}$). However, if it is *possible* to change a few points in order to fill in the function's holes, the discontinuities are removable.

Nonremovable discontinuity occurs when a function has no general limit at the given x -value, as is the case with infinite and jump discontinuities. There is no way to redefine a finite number of points to "repair" this type of discontinuity; the function is fundamentally discontinuous there, and no amount of rehabilitation or mood-altering medication can make this function safe for a cultured society. I gasp at the thought, but not even a charity rock concert can help (sorry, U2). Back to the function $f(x)$ from Example 3 for illustration. Since a vertical asymptote occurs at $x = -4$ and no general limit exists there, $x = -4$ represents an instance of nonremovable discontinuity.

def•i•ni•tion

A function is **removably discontinuous** at a given x -value if a limit exists there, since you can redefine the function to fill in the holes (and thus *remove* the discontinuity) if you chose to. Therefore, point and removable discontinuity are essentially synonymous. A function is **nonremovably discontinuous** at a given x -value if no general limit exists there, making it impossible to remove the discontinuity by redefining a fixed number of points. Jump and infinite discontinuities are both examples of nonremovable discontinuity.

The Intermediate Value Theorem

Break out the party favors—we’ve arrived at our first official calculus theorem.

The Intermediate Value Theorem: If a function $f(x)$ is continuous on the closed interval $[a,b]$, then for every real number d between $f(a)$ and $f(b)$, there exists a c between a and b such that $f(c) = d$.

Now, let me explain what the heck that means using a simple example. Like all red-blooded Americans, I enjoy a little too much holiday dining during the winter months of November and December. If we were to exaggerate my weight gain (a little), it might have the following humorously titled “Date vs. Weight” graph, which I’ll call $w(x)$ in Figure 7.4.

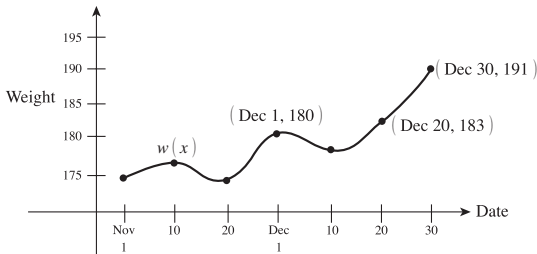


Figure 7.4

Kelley’s Date vs. Weight graph.

From the graph, we can see that I weighed 180 pounds on December 1 and porked up to 191 by the time December 30 “rolled around,” poor pun definitely intended. Comparing this to the Intermediate Value Theorem, $a = \text{Dec 1}$, $b = \text{Dec 30}$ (weird values, but go with me on this), $f(a) = w(\text{Dec 1}) = 180$, and $f(b) = w(\text{Dec 30}) = 191$. According to the theorem, I can choose any value between 180 and 191 (for example, 183), and I am guaranteed that at some time between December 1 and December 30, I actually weighed that much.

The Intermediate Value Theorem does not claim to tell you *where* your function reaches that value or *how many times* it does. The theorem simply claims (in a calm, soothing voice) that every height a function reaches on a specific x -interval boundary will be output at least once by some x within that interval. As it only guarantees the existence of something, it is called an existence theorem.

You’ve Got Problems

Problem 4: Use the Intermediate Value Theorem to explain why the function $g(x) = x^2 + 3x - 6$ must have a root (x -intercept) on the closed interval $[1,2]$.

The Least You Need to Know

- ◆ A continuous function has no holes, jumps, or breaks in its graph.
- ◆ If a function reaches its intended height at a particular x -value, the function is continuous there.
- ◆ If a function is undefined but possesses a limit at a given x -value, there is point discontinuity, which is removable.
- ◆ Infinite discontinuity is caused by a vertical asymptote, whereas jump discontinuity is caused by a break in the function's graph; both are nonremovable discontinuities.
- ◆ The Intermediate Value Theorem uses rather complex language to guarantee the “wholeness” or “completeness” of a graph.

Chapter 8

The Difference Quotient

In This Chapter

- ◆ Creating a tangent from scratch
- ◆ How limits can calculate slope
- ◆ “Secant you shall find” the tangent line
- ◆ Both versions of the difference quotient

Although limits are important to the development of calculus and are the only topic we have even discussed so far, they are about to take a backseat to the two major topics comprising what most people call “calculus”: derivatives and integrals. It would be rude (and actually mathematically inaccurate) to simply start talking about derivatives without describing their relationship to limits.

Brace yourself. This chapter describes the solution to one of the most puzzling mathematical dilemmas of all time: how to calculate the slope of a tangent line to a nonlinear function. We’re going to use limits to concoct a general formula that will allow you to find the tangent slope to a function at any given point. The process is a little tedious and is a bit algebra-intensive. You may ask yourself, “Am I always going to go through so much pain to find a derivative?” The answer is no. In Chapter 9, you’ll learn lots of shortcuts to finding derivatives.

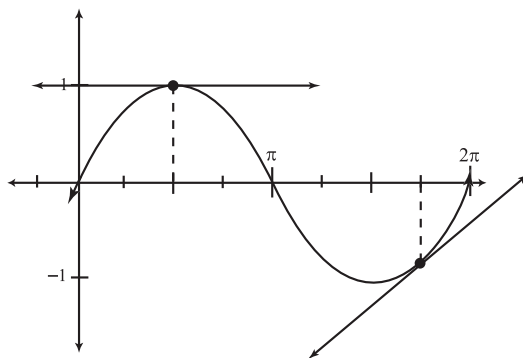
For now, however, prepare to be dazzled. You’re about to create a tangent line to a function and calculate its slope through a little “mathemagics.”

When a Secant Becomes a Tangent

Before we go about calculating the slope of a tangent line, you should probably know what a tangent line is. A *tangent line* is a line that just barely skims across the edge of a curve, hitting it at the point you intend.

In Figure 8.1, you'll see the graph of $y = \sin x$ with two of its tangent lines drawn, one at $x = \frac{\pi}{2}$ and one at $x = \frac{7\pi}{4}$. Notice that the tangent lines barely skim across the edge of the graph and hit only at one point, called the *point of tangency*. If you extend it, the tangent line may hit the function again somewhere else along the graph, but that doesn't matter. What matters is that it only hits once relatively close to the point of tangency.

Figure 8.1
Points of tangency.



A *secant line*, on the other hand, is a line that crudely hacks right through a curve, usually hitting it in at least two places. In Figure 8.2, I have drawn both a secant and a tangent line to a function $f(x)$ when $x = 3$. Notice that the dotted secant line doesn't have the finesse of the tangent line, which strikes only at $x = 3$.

Through a little trickery, we are going to make a secant line into a tangent. This is the backbone of our procedure for calculating the slope of a tangent line. So now that you know what the words mean, let's get started.

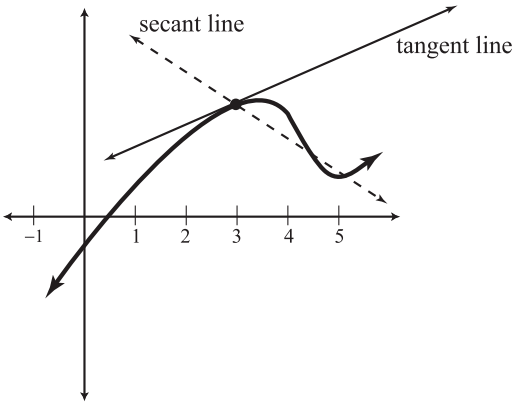


Figure 8.2

A secant and a tangent line to a function $f(x)$ when $x = 3$.

Honey, I Shrank the Δx

Take a look at the function graph in Figure 8.3 called $f(x)$. I have marked the location $x = c$ on the graph. My final, overall goal will be to calculate the slope of the tangent line to f at $x = c$. You may not understand this to be a very important goal, but trust me, it is world-shatteringly important.

def•i•ni•tion

A **tangent line** skims across the curve, hitting it once in the indicated location; however, a **secant line** does not skim at all. It cuts right through a function, usually intersecting it in multiple spots.

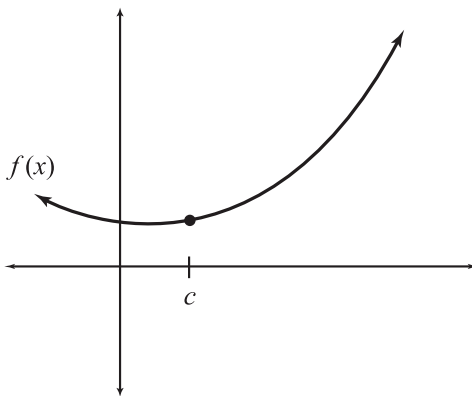


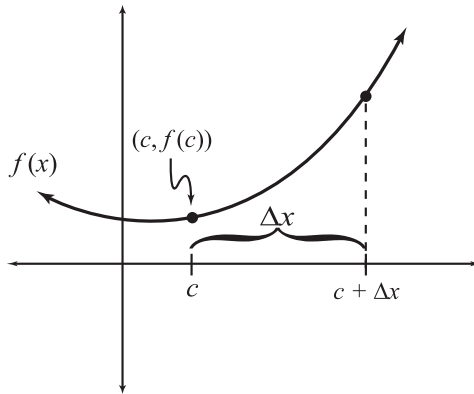
Figure 8.3

The graph of some function $f(x)$ with location $x = c$.

Now, let's add a few things to the graph to create Figure 8.4. First of all, I know the coordinates of the indicated point. In order to get to that point from the origin, I have to go c units to the right and $f(c)$ units up (so that I hit the function), which translates to the coordinate pair $(c, f(c))$. Now let's add another point to the graph to the right of the point at $x = c$. How far to the right, you ask? Let's be generic and call it " Δx " more to the right. (" Δx " is math language for "the change in x ," and since we're changing the x value of c by going Δx more to the right, it's a fitting name.)

Figure 8.4

Now appearing on the graph of $f(x)$, a new x value, which is a distance of Δx away from c .



Once again, all we're doing is making a new point that is a horizontal distance of Δx away from the first point. Can you figure out the coordinates of the new point? In the same fashion that we got the first coordinate pair to be $(c, f(c))$, this point has coordinates $(c + \Delta x, f(c + \Delta x))$. Now connect these two points together, and what have you got? A secant line through f , as pictured in Figure 8.5.

True, our final goal is to find the slope of the *tangent* line to f at $x = c$, but for now, we'll amuse ourselves by finding the slope of the *secant* line we've drawn at $x = c$. We know how to calculate the slope of a line if given two points—use the procedure from Problem 3 in Chapter 2:

$$\begin{aligned} \text{slope} &= \frac{y_2 - y_1}{x_2 - x_1} \\ &= \frac{f(c + \Delta x) - f(c)}{(c + \Delta x) - c} \\ &= \frac{f(c + \Delta x) - f(c)}{\Delta x} \end{aligned}$$

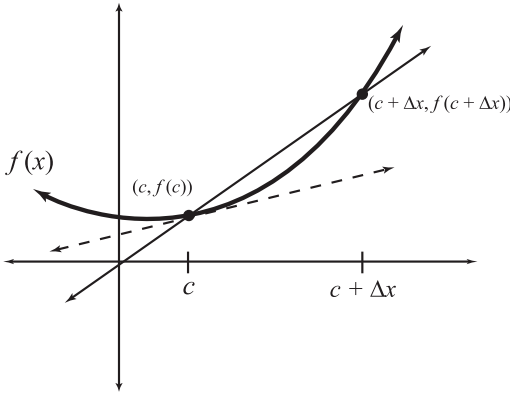


Figure 8.5

We've added the coordinates to the new point. Note that the secant line connecting the points looks a little like the dotted tangent line at $x = c$. It's a little too steep, but it's pretty close.

So we found the slope of the secant line, and that slope is relatively close to the slope of the tangent line we want to find—both have nearly the same incline. However, we don't want an approximation of the slope of the tangent line, we want it *exactly*. Here's the key: I am going to redraw the second point on the graph of f (remember the one that was Δx away from the first point), and this time I am going to make Δx smaller. Figure 8.6 shows the new, improved point and secant line. Why is it improved? It has a slope closer to the tangent line we're searching for.



Critical Point

Here comes the connection to limits: the smaller I make Δx , the closer the slope of the secant line approximates the slope of the tangent line. I am not allowed to make $\Delta x = 0$, because that would mean I was dividing by 0 in the slope equation we created a few moments ago.

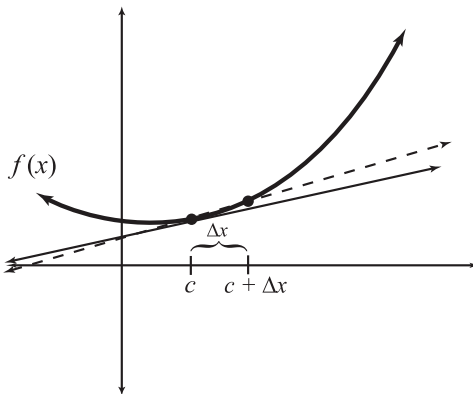


Figure 8.6

When Δx is smaller, the new point is closer to $x = c$. In addition, the (solid) secant line looks even more like the dotted tangent line.

This new secant line isn't as steep as the previous one, and it is an even better impersonator of the actual tangent line at $x = c$. The funny thing is, if I were to calculate its slope, it would look exactly the same as the slope I came up with before: $\frac{f(c+\Delta x) - f(c)}{\Delta x}$.

Here's my moment of brilliance: if I make Δx infinitely small, so small that it is basically (but not quite) 0, then the two points on the graph would be so close together that I would, in effect, actually have the tangent line. Therefore, by calculating the secant line slope, I'd actually be calculating the tangent line slope as well. How do I make Δx get that small, though? It's easy, actually, since we know limits. We're just going to find the limit of the secant slope function as Δx approaches 0. This limit is called the *difference quotient*, and is the very definition of the *derivative*:

$$\lim_{\Delta x \rightarrow 0} \frac{f(c + \Delta x) - f(c)}{\Delta x}$$



Critical Point

The formula is called the difference quotient because (1) it represents a quotient since it is a fraction, and (2) the numerator and denominator represent the difference in the y 's and the x 's, respectively, between the two points on our secant line.

This is the most important calculus result we have discussed thus far. We now have an admittedly ugly but very functional formula allowing us to calculate the slope of the tangent line to a function. What's amazing is that we really forced it, didn't we? We actually created a tangent line out of thin air by forcing a secant line to undergo radical and mind-altering changes. But if you're like me, you're thinking, "Enough with the theory already—I'll probably never have to create the definition of a derivative. Instead, I'd rather know how to use the difference quotient to find a derivative." Your wish is my command.

def•i•ni•tion

The **derivative** of a function $f(x)$ at $x = c$ is the slope of the tangent line to f at $x = c$. You can find the value of the derivative using the **difference quotient**, which is this formula:

$$\lim_{\Delta x \rightarrow 0} \frac{f(x + \Delta x) - f(x)}{\Delta x}$$

As you can see, I usually write the formula with x 's instead of c 's, but that doesn't change the way it works.

Applying the Difference Quotient

In order to find the derivative $f'(x)$ of the function $f(x)$, you'll apply the difference quotient formula. To get the numerator, you'll plug $(x + \Delta x)$ into f and then subtract the original function $f(x)$. Then, divide that quantity by Δx , and calculate the limit of the entire fraction as Δx approaches 0.

Example 1: Use the difference quotient to find the derivative of $f(x) = x^2 - 3x + 4$, and then evaluate $f'(2)$.

Solution: The difference quotient has one ugly piece in the numerator: $f(x + \Delta x)$, so let's figure out exactly what that is ahead of time and then plug it into the formula. Remember, when you evaluate $f(x + \Delta x)$, you have to plug in $x + \Delta x$ into all the x terms in f . In other words, plug it into x^2 and $-3x$:

$$\begin{aligned} f(x) &= x^2 - 3x + 4 \\ f(x + \Delta x) &= (x + \Delta x)^2 - 3(x + \Delta x) + 4 \\ &= x^2 + 2x\Delta x + (\Delta x)^2 - 3x - 3\Delta x + 4 \end{aligned}$$

That entire disgusting quantity must be substituted into the difference quotient for $f(x + \Delta x)$ now, and we'll try to simplify as much as possible:

$$\begin{aligned} &\lim_{\Delta x \rightarrow 0} \frac{f(x + \Delta x) - f(x)}{\Delta x} \\ &= \lim_{\Delta x \rightarrow 0} \frac{(x^2 + 2x\Delta x + (\Delta x)^2 - 3x - 3\Delta x + 4) - (x^2 - 3x + 4)}{\Delta x} \\ &= \lim_{\Delta x \rightarrow 0} \frac{x^2 - x^2 + 2x\Delta x + (\Delta x)^2 - 3x + 3x - 3\Delta x + 4 - 4}{\Delta x} \\ &= \lim_{\Delta x \rightarrow 0} \frac{2x\Delta x + (\Delta x)^2 - 3\Delta x}{\Delta x} \end{aligned}$$



Kelley's Cautions

The most common errors people make when applying the difference quotient are (1) forgetting to subtract $f(x)$ in the numerator and (2) omitting the denominator completely. Sometimes evaluating $f(x + \Delta x)$ gets so tedious they forget the rest of the formula.

**Critical Point**

There are many notations that indicate a derivative. The most common are: $f'(x)$, y' , and $\frac{dy}{dx}$.

The last two of these are typically used when the original function is written in “ $y =$ ” form, rather than “ $f(x) =$ ” form. The second derivative (the derivative of the first derivative) is denoted

$f''(x)$, y'' , and $\frac{d^2y}{dx^2}$.

You’ve got to admit—that looks a lot better than it did a second ago. You were starting to panic, weren’t you? All of these difference quotient problems are going to simplify significantly like this. Now, how do we evaluate the limit? Substitution is a no-go, because it results in $\frac{0}{0}$, so we should move on to the next available technique: factoring. That works like a charm:

$$\begin{aligned}\lim_{\Delta x \rightarrow 0} \frac{\Delta x(2x + \Delta x - 3)}{\Delta x} \\ &= \lim_{\Delta x \rightarrow 0} (2x + \Delta x - 3) = 2x + 0 - 3\end{aligned}$$

$$f'(x) = 2x - 3$$

Now for the second part of the problem: calculating $f'(2)$, the slope of the tangent line when $x = 2$. It’s as easy as plugging $x = 2$ into the newfound derivative formula:

$$\begin{aligned}f'(x) &= 2x - 3 \\ f'(2) &= 2(2) - 3 = 1\end{aligned}$$

Once you find the general derivative using the difference quotient ($f'(x) = 2x - 3$), you can then calculate any specific derivative you desire (like $f'(2)$). However, finding that general derivative is not a whole lot of fun. In fact, it’s just about as fun as that time you got nothing but socks and underpants for your birthday. Calculus does offer you an alternative form of the difference quotient if you feel hatred toward this method welling up inside of you.

You’ve Got Problems

Problem 1: Find the derivative of $g(x) = 5x^2 + 7x - 6$ and use it to calculate $g'(-1)$.

The Alternate Difference Quotient

I have good news and bad news for you. First, the good news: the alternate difference quotient involves much less algebra and absolutely no Δx ’s at all. But the bad news is that it cannot find the general derivative—you can only calculate specific values of the derivative. In other words, you’ll be able to use this method to find values such as $f'(3)$, but you won’t be able to find the actual derivative $f'(x)$. This definitely limits its usefulness, but it is, without question, much faster than the first method once you get used to it.

The alternate difference quotient: The derivative of f at the specific x -value $x = c$ can be found using the formula:

$$f'(c) = \lim_{x \rightarrow c} \frac{f(x) - f(c)}{x - c}$$

Notice the major differences between this and the previous difference quotient. For one thing, in this limit you approach the number c , not x , at which you are finding the derivative; in the other method, Δx always approached 0. In the numerator of this formula, you will calculate $f(c)$, which will be a real number; in the previous formula, both pieces of the numerator, $f(x + \Delta x)$ and $f(x)$, were functions of x . Clearly, the two formulas have different denominators as well. Since both are limits, though, evaluating them is quite similar once you've plugged in the initial values.

For grins, let's redo the second part of Example 1, since we already know the correct answer. You ever notice that math teachers just *love* doing this—reworking the same problem twice using different methods and arriving at the same answer as if by magic? I remember doing this in class, turning around at the conclusion of the second problem, and saying, “You see, they’re equal!” Needless to say, I was the only one impressed. However, I still do this, hoping against hope that one day a student will faint from pure shock and delight when the answers work out the same.

Example 2: Evaluate $f'(2)$ if $f(x) = x^2 - 3x + 4$.

Solution: The formula requires us to know $f(c)$, in this case $f(2)$, so calculate that first:

$$f(2) = 2^2 - 3 \cdot 2 + 4 = 4 - 6 + 4 = 2$$

Now, plug that into the alternate difference quotient, and you'll be pleasantly surprised how much simpler it looks than Example 1:

$$\begin{aligned} f'(2) &= \lim_{x \rightarrow 2} \frac{f(x) - f(2)}{x - 2} \\ &= \lim_{x \rightarrow 2} \frac{(x^2 - 3x + 4) - (2)}{x - 2} \\ &= \lim_{x \rightarrow 2} \frac{x^2 - 3x + 2}{x - 2} \end{aligned}$$

To finish, evaluate the limit using the factoring method:

$$\lim_{x \rightarrow 2} \frac{(x-2)(x-1)}{(x-2)}$$

$$\lim_{x \rightarrow 2} (x-1) = 1$$

Like magic (although I'm sure you're unimpressed), we get the same answer as before. Ta-da!

You've Got Problems

Problem 2: Calculate the derivative of $h(x) = \sqrt{x+1}$ when $x = 8$ using the alternate difference quotient.

The Least You Need to Know


- ◆ The slope of the tangent line to a curve at a certain point is called the derivative at that point.
- ◆ There are two forms of the difference quotient; both give the value of a function's derivative at any given x -value.
- ◆ The original form of the difference quotient can provide the general derivative formula for a function, whereas the second can only give the derivative's value at a specified x -value.


Part 3

The Derivative

At the end of Part 2, you learned the basics of the difference quotient and that it calculates something called the derivative. In the study of calculus, the derivative is *huge*. Just about everything you do from here on out is going to use derivatives to some degree. Therefore, it's important to know exactly what they are, when they do and don't exist, and how to find derivatives of functions.

Once you've got the basic skills down, you can begin to explore the huge forest of applications that comes along with the derivative package. Since derivatives are actually rates of change, they classify and describe functions in ways you'll hardly believe. Have you ever wondered, "What's the maximum area I could enclose with a rectangular fence if one side of the rectangle is three times more than twice the other side?" If you have, well, you scare me because no one has thoughts like that. However, the good news is that you'll be able to find your answer once and for all.





Chapter 9

Laying Down the Law for Derivatives

In This Chapter

- ◆ When can you find a derivative?
- ◆ Calculating rates of change
- ◆ Simple derivative techniques
- ◆ Derivatives of trigonometric functions
- ◆ Multiple derivatives

One of my most memorable college professors was a kindly Korean man named Dr. Oh. One of the reasons his class sticks out in my mind is the way he was able to illustrate things with bizarre but poignant imagery. The day we first discussed the Fundamental Theorem of Calculus, he described it in his usual understated way. “Today’s topic is like the day the world was created. Yesterday, not interesting. Today, interesting!”

One of the classes I took from Dr. Oh was Differential Equations. Dr. Oh constantly (but jokingly) harassed the young lady who sat next to me, because she would always do things the long way. No matter what shortcuts we learned, she wouldn’t use them. I never understood why, and she simply explained to me, “This is the way I do things I can’t change it now!” I remember Dr. Oh repeatedly asking her, “If you want potatoes, do you buy a

farm, till the field, plant the seed, nurture the plants, and then harvest the potatoes? If I were you, I would just go to the grocery store.”

In the land of derivatives, the difference quotient is the equivalent of growing your own potatoes. Sure, the process works, but I gave you very specific examples so that it would work for you without any trouble or heartache. I was shielding you against the harsh weather of complicated derivatives to come. However, I have to let you grow up sometime and stare in the face of an ugly, complicated derivative. The good news, though, is that you can buy all your solutions from the grocery store.

When Does a Derivative Exist?

Before you run around finding derivatives willy-nilly, you should know that there are three specific instances in which the derivative to a function fails to exist. Even if you get a numerical answer when calculating a derivative, it's possible that the answer is invalid, because there actually is no derivative! Be extra cautious if the graph of your function contains any of the following things:



Critical Point

You'll hear the statement "Differentiability implies continuity" in your calculus class. That means exactly this: if a function has a derivative at a specific x -value, then the function *must* also be continuous at that x value. That statement is the logical equivalent of saying, "If a function is *not* continuous at a certain point, then that function is not differentiable there either."

Discontinuity

A derivative cannot exist at a point of discontinuity. It doesn't matter if the discontinuity is removable or not. If a function is discontinuous at a specific x -value, there cannot be a derivative there. For example, if you are given the function ...

$$f(x) = \frac{(x-1)(x+2)}{(x+2)(x-6)}$$

... you know, without a bit of work, that f has no derivative at $x = -2$ and $x = 6$. In other words, f is not *differentiable* at those values of x .

Sharp Point in the Graph

If a graph contains a sharp point (also known as a cusp), then the function has no derivative at that point. Not many functions have cusps; in fact, they are pretty rare. You're most likely to see them in functions containing absolute values and in piecewise-defined functions whose pieces meet, but not smoothly. In Figure 9.1, you'll find the graphs of the function $f(x) = |x-1| - 2$ and a piecewise-defined function.

$$g(x) = \begin{cases} x^2, & x \leq 1 \\ x, & x > 1 \end{cases}$$

... which both contain nondifferentiable cusps at $x = 1$.

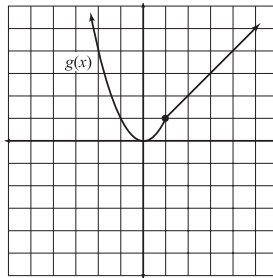
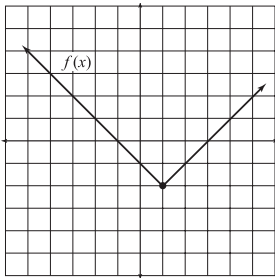


Figure 9.1

Both graphs are pointy at $x = 1$ and, therefore, nondifferentiable there.



Kelley's Cautions

Many modern calculators can evaluate derivatives, but they may give you incorrect derivative values if you are trying to find the derivative at a cusp. For example, if you differentiate $h(x) = |x|$, many calculators will tell you that $h'(0) = 0$, but we know that $h(x)$ has a cusp at $x = 0$, so there is really no derivative there at all! Therefore, take any answer your calculator gives you with a grain of salt; it expects you to know if you are asking it to perform an impossible task.

Vertical Tangent Line

Remember that the derivative is defined as the slope of the tangent line. What if the tangent line is vertical? Keep in mind that vertical lines don't have a slope, so a derivative cannot exist there. It's pretty tough to spot when this happens using only a graph, but luckily, the mathematics of derivatives is quick to expose it when it happens, as shown in the next example.

def·i·ni·tion

A function is **differentiable** at a given value of x if you can take the derivative of the function at that x value. In other words, $f(x)$ is differentiable at $x = c$ if $f'(c)$ exists. A function whose derivative does not exist at a specific x value is said to be **nondifferentiable** there.

Example 1: Show that no derivative exists for the function $f(x) = x^{1/3}$ when $x = 0$.

Solution: You don't know how to find the derivative of $f(x) = x^{1/3}$ yet (but you will soon), so I'll tell you that it's $f'(x) = \frac{1}{3x^{2/3}}$. If you try to evaluate $f'(0)$, you get:

$$f'(0) = \frac{1}{3(0)^{2/3}} = \frac{1}{0}$$

The slope of the tangent line is a nonexistent number, since you can't divide by 0.

Basic Derivative Techniques

Learning how to find derivatives using the difference quotient can be long, tedious work, but once you've mastered it, you've "paid your dues," so to speak. Now, you'll learn some really handy techniques. Here are three derivative shortcuts that will make things a whole lot faster and easier.

The Power Rule

Even though the Power Rule can only find very basic derivatives, you'll definitely use it more than any other of the rules we'll learn. In fact, it often pops up in the final steps of other rules, but let's not get ahead of ourselves. Any term in the form ax^n can be differentiated using the Power Rule.

The Power Rule: The derivative of the term ax^n (with respect to x), where a and n are real numbers, is $(a \cdot n)x^{n-1}$.



Critical Point

Don't worry about the phrase "with respect to x " in the Power Rule definition. Since x is the only variable in the expression, we really don't need to say that. In Chapter 10 we'll differentiate *implicitly*, and then you'll have to know what that actually means. For now, just understand that the phrase "with respect to" will refer to the variable in the problem, but won't affect any of your derivative techniques.

Here are the steps you'll use to find a derivative with the Power Rule:

1. Multiply the coefficient by the variable's exponent. If no coefficient is stated—in other words, the coefficient equals 1—the exponent becomes the new coefficient.
2. Subtract 1 from the exponent.

Some examples will shed some light on the matter.

Example 2: Use the Power Rule to find the derivative of $f(b) = \frac{4}{3}b^3 + 6b - 5$.

Solution: Even though there are a number of terms here, you can find the derivative of each one separately using the Power Rule. Before you start, I'll tell you that the derivative of the constant term (-5) is 0. (See below for an explanation.) For the other terms, multiply the coefficient of each one by the exponent and then subtract 1 from the exponent:

$$\begin{aligned} f'(b) &= \left(\frac{4}{3} \cdot 3\right)b^{3-1} + (6 \cdot 1)b^{1-1} - 0 \\ &= 4b^2 + 6b^0 \\ &= 4b^2 + 6 \end{aligned}$$

Remember, the exponent of $6b$ is understood to be 1 since it's not written explicitly, and a variable to the zero power equals 1: $6b^0 = 6 \cdot 1 = 6$.

The derivative of any constant is 0. Here is a quick justification if you are interested.

Consider the constant function $g(x) = 7$. If you wanted to, you could write this function with a variable term: $g(x) = 7x^0$. I am not changing the value of the function since a variable to the 0 power has a value of 1, and $7 \cdot 1 = 7$. So now that you've rewritten the function, use the Power Rule:

$$\begin{aligned} g(x) &= 7x^0 \\ g'(x) &= (7 \cdot 0)x^{0-1} \\ &= 0x^{-1} = 0 \end{aligned}$$

You've Got Problems

Problem 1: Find derivatives using the Power Rule:

(a) $y = \frac{2}{3}x^3 + 3x^2 - 6x + 1$

(b) $f(x) = \sqrt[3]{x} + 2\sqrt[5]{x}$

The Product Rule

If a function contains two variable expressions multiplied together, you cannot simply find the derivative of each and multiply the results. For example, the derivative of $x^2 \cdot (x^3 - 3)$ is *not* $(2x)(3x^2)$. Instead, you have to use a very simple formula, which (by the way) you should memorize.

The Product Rule: If a function $b(x) = f(x) \cdot g(x)$ is the product of two differentiable functions $f(x)$ and $g(x)$, then

$$b'(x) = f(x) \cdot g'(x) + f'(x) \cdot g(x)$$



Kelley's Cautions

Overlooking the Product Rule is a very common mistake in calculus. Remember: If two variable expressions are multiplied together, you *have* to use the Product Rule. If, however, you want to find the derivative of $5 \cdot 7x^2$, you don't need the Product Rule (since 5 is not a variable expression). Instead, you can rewrite it as $35x^2$ and use the Power Rule to get the correct derivative of $70x$.

Here's what that means. If a function is created by multiplying two other functions together, then the derivative of the overall function is the first one times the derivative of the second plus the second one times the derivative of the first.

Example 3: Differentiate $f(x) = (x^2 + 6)(2x - 5)$ using (1) the Product Rule, and (2) the Power Rule, and show that the results are equal. *Hint:* to use the Power Rule, you'll first have to multiply the terms together.

Solution: (1) According to the Product Rule,

$$\begin{aligned} f'(x) &= (x^2 + 6)(2) + (2x)(2x - 5) \\ &= 2x^2 + 12 + 4x^2 - 10x \\ &= 6x^2 - 10x + 12 \end{aligned}$$

(2) As the hint indicates, you need to multiply those binomials together before you can apply the Power Rule: $f(x) = 2x^3 - 5x^2 + 12x - 30$. Now, apply the Power Rule to get $f'(x) = 6x^2 - 10x + 12$, which matches the answer from part (1).

You've Got Problems

Problem 2: Find the derivative of $g(x) = (2x - 1)(x + 4)$ using (1) the Power Rule, and (2) the Product Rule, and show that the results are the same.

The Quotient Rule

Just as the Product Rule prevents you from simply taking individual derivatives when you're multiplying, the Quotient Rule prevents the same for division. Every year on my first derivatives exam, one of the problems is to find the derivative of something like

$\frac{x^2 + 7x}{3x^3 + 2x + 4}$, and half of my students always answer $\frac{2x + 7}{9x^2 + 2}$, no matter how many

times I warn them to use the Quotient Rule. You *must* use the Quotient Rule any time two variable expressions are divided.

The Quotient Rule: If $b(x) = \frac{f(x)}{g(x)}$, where $f(x)$ and $g(x)$ are differentiable functions,

$$\text{then } b'(x) = \frac{g(x) \cdot f'(x) - f(x) \cdot g'(x)}{(g(x))^2}.$$

In other words, to find the derivative of a fraction, take the bottom times the derivative of the top and subtract the top times the derivative of the bottom; divide all of that by the bottom squared. Of course, by top and bottom, I mean numerator and denominator, respectively.

Example 4: Find the derivative of $y = \frac{3x+7}{x^2-1}$ using the Quotient Rule.

Solution: The numerator is $f(x)$ in the Quotient Rule, and the denominator is $g(x)$: $f(x) = 3x + 7$ and $g(x) = x^2 - 1$. Therefore, $f'(x) = 3$ and $g'(x) = 2x$.

Plug all of these values into the appropriate spots in the Quotient Rule:

$$\begin{aligned} y' &= \frac{g(x) \cdot f'(x) - f(x) \cdot g'(x)}{(g(x))^2} \\ y' &= \frac{(x^2 - 1) \cdot 3 - (3x + 7) \cdot 2x}{(x^2 - 1)^2} \\ &= \frac{3x^2 - 3 - 6x^2 - 14x}{x^4 - 2x^2 + 1} \\ &= \frac{-3x^2 - 14x - 3}{x^4 - 2x^2 + 1} \end{aligned}$$



Kelley's Cautions

It is very important to get the subtraction order correct in the numerator of the Quotient Rule. Whereas in the Product Rule, either of the two functions could be f or g , in the Quotient Rule, g must be the denominator of the function.

You've Got Problems

Problem 3: Use the Quotient Rule to differentiate $f(x) = \frac{3x^4 + 2x^2 - 7x}{x - 5}$ and simplify $f'(x)$.

The Chain Rule

Consider, for a moment, the functions $f(x) = \sqrt{x}$ and $g(x) = 3x + 1$. With the skills you now possess, you could find the derivative of each using the Power Rule. You could even find the derivatives of their product $f(x) \cdot g(x)$ or their quotient $\frac{f(x)}{g(x)}$, using the Product and Quotient Rules, respectively (no big surprise there).

However, you don't know how to find the derivative of two functions plugged into (or "composed with") one another. In other words, the derivative of $f(g(x)) = \sqrt{3x+1}$ requires a technique you've not yet learned, a technique called the Chain Rule.

If this function were simpler, such as $y = \sqrt{x}$, there would be no need for the Chain Rule, but the inner function (in this case $3x + 1$) is too complicated. Here's a good rule of

thumb: if a function contains something other than a single variable, like x , then you should use the Chain Rule to find its derivative.

The Chain Rule: Given the composite function $b(x) = f(g(x))$, where $f(x)$ and $g(x)$ are differentiable functions,

$$b'(x) = f'(g(x)) \cdot g'(x)$$



Critical Point

The derivatives of logarithmic and exponential equations use the Chain Rule heavily. Make sure to learn these patterns:

- ◆ $\frac{d}{dx}(\log_a f(x)) = \frac{1}{(\ln a)f(x)} \cdot f'(x)$
- ◆ $\frac{d}{dx}(a^{f(x)}) = (\ln a)a^{f(x)} \cdot f'(x)$

There are special cases for the natural logarithm ($\ln x$) and the natural exponential function (e^x), so you'll see those more often: $\frac{d}{dx}(\ln x) = \frac{1}{x}$ and $\frac{d}{dx}(e^x) = e^x$.

In other words, to take the derivative of an expression where one function is “trapped inside” another function, you follow these steps:

1. Take the derivative of the “outer” function, leaving the trapped, “inner” function alone.
2. Multiply the result by the derivative of the “inner” function.

Example 5: Use the Chain Rule to find the derivative of $y = \sqrt{3x+1}$.

Solution: Rewrite the function so that it's clear what's actually plugged into what. In this case, $3x + 1$ is plugged into $\sqrt{\quad}$. In other words, if $f(x) = \sqrt{x}$ (the outer function) and $g(x) = 3x + 1$ (the inner function since it's trapped inside the square root symbol in $f(x)$), then $f(g(x)) = \sqrt{3x+1}$. Rewriting the function like this helps you plug everything into the right spots in the Chain Rule formula.

Your first step is to take the derivative of $f(x)$, leaving $g(x)$ alone. This just means you should find the derivative of $f(x)$ and, once you're done, plug $g(x)$ into all of its x spots. According to the Power Rule, if $f(x) = x^{1/2}$, then

$$f'(x) = \frac{1}{2}x^{-1/2} = \frac{1}{2x^{1/2}} = \frac{1}{2\sqrt{x}}$$

Now plug $g(x)$ in for x :

$$f'(g(x)) = \frac{1}{2\sqrt{3x+1}}$$

You're almost done. The final step is to multiply this ugly monstrosity of a fraction by the derivative of $g(x)$. A quick nod to the Power Rule tells you that if $g(x) = 3x + 1$, then $g'(x) = 3$:

$$\begin{aligned}
 y' &= f'(g(x)) \cdot g'(x) \\
 &= \frac{1}{2\sqrt{3x+1}} \cdot 3 \\
 &= \frac{3}{2\sqrt{3x+1}}
 \end{aligned}$$

You've Got Problems

Problem 4: Use the Chain Rule to differentiate $y = (x^2 + 1)^5$.

Rates of Change

Derivatives are so much more than what they seem. True, they give the slope of the tangent line to a curve. But that slope can tell us a great deal about the curve. One characteristic of the derivative we will exploit time and time again is this: *The derivative of a curve tells us the instantaneous rate of change of the curve.* This is key, because a curvy function changes at different rates throughout its domain—sometimes it's increasing quickly and the tangent line is steep (causing a high-valued derivative). At other places the curve may be increasing shallowly or even decreasing, causing the derivative to be small or negative, respectively. Look at the graph of $f(x)$ in Figure 9.2.

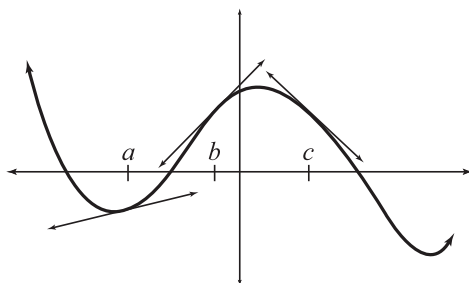


Figure 9.2

The graph of $f(x)$, with three points of interest shown.



Critical Point

The graph of a line always changes at the exact same rate. For example, $g(x) = 4x - 3$ will always increase at a rate of 4, since that is the slope of the line and also the derivative. Since curves are not straight, they will not always possess the same slope for every x -value. Curves, however, do not have the same slope everywhere, so we rely on the slopes of their tangent lines. Because tangent lines vary depending on where on the curve they are drawn, a curve will possess different rates of change depending on where you look, as illustrated in Figure 9.2.

At $x = a$, f is increasing ever so slightly, causing the tangent line there to be shallow. Since a shallow line has a slope close to 0, the derivative here will be very small. In other words,



Critical Point

Remember, the slope of a tangent line to a curve tells you the curve's rate of change at that value of x (i.e., the instantaneous rate of change, since you can only tell what's going on at that instant). The slope of the secant line to a curve tells you the average rate of change over the specified interval.

the rate of change of the graph is very small at the instant that $x = a$. However, at the instant that $x = b$, the graph is climbing more rapidly, causing a steeper tangent line, which in turn causes a larger derivative.

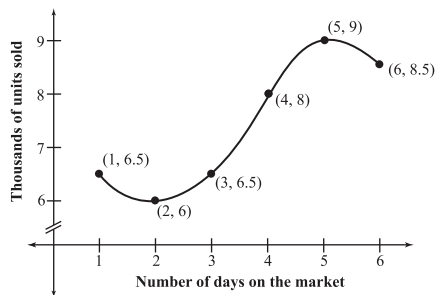
Finally, at $x = c$, the graph is decreasing, so the instantaneous rate of change there is negative (since the slope of the tangent line is negative).

You can also use the slope of a *secant* line to determine rates of change on a graph. However, the slope of a secant line describes something different: the *average* rate of change over some portion of the graph. Finding the slope of a secant line is very easy, as you'll see in the next example.

Example 6: Poteet, Inc. has just introduced a new, revolutionary brand of athletic sock into the market. The new innovation is a special sweat-absorbing “cotton-esque” material that supposedly prevents foot odor. On their fourth day of sales, the snappy slogan, “If you smell feet, they ain’t wrapped in Poteet’s,” was released, and sales immediately increased. Figure 9.3 is a graph of number of units sold during the first six days of sales.

Figure 9.3

The rise of a new sweat-sock empire.



What was the average rate of units sold per day between day one and day six?

Solution: The problem asks us to find an average rate of change, which translates to finding the slope, m , of the secant line connecting the points $(1, 6.5)$ and $(6, 8.5)$. To do that, use our tried-and-true method from algebra:

$$\begin{aligned}
 m &= \frac{y_2 - y_1}{x_2 - x_1} \\
 &= \frac{8.5 - 6.5}{6 - 1} \\
 &= \frac{2}{5}
 \end{aligned}$$

That means Poteet's socks sold at a rate of two fifths of a thousand units per day, or $\frac{2}{5} \cdot 1,000 = 400$ units/day on average. So even through the moderate decreases they experienced, the new slogan probably helped.

You've Got Problems

Problem 5: Given the function $g(x) = 3x^2 - 5x + 6$, find the following values:

- the instantaneous rate of change of $g(x)$ when $x = 4$
- the average rate of change on the x interval $[-1, 3]$

Trigonometric Derivatives

Before we leave the land of simple derivatives, we must first discuss trigonometric derivatives. Each trig function has a unique derivative that you should memorize. Whereas some are easy to build from scratch (as you'll see in Problem 6), others are quite difficult, so it's best to memorize the entire list. Trust me—a little memorization now goes a long way later. Take a deep breath and gaze upon the following list of important trig derivatives:

$$\frac{d}{dx} (\sin x) = \cos x$$

$$\frac{d}{dx} (\arcsin x) = \frac{1}{\sqrt{1-x^2}}$$

$$\frac{d}{dx} (\cos x) = -\sin x$$

$$\frac{d}{dx} (\arccos x) = \frac{-1}{\sqrt{1-x^2}}$$

$$\frac{d}{dx} (\tan x) = \sec^2 x$$

$$\frac{d}{dx} (\arctan x) = \frac{1}{1+x^2}$$

$$\frac{d}{dx} (\cot x) = -\csc^2 x$$

$$\frac{d}{dx} (\operatorname{arccot} x) = \frac{-1}{1+x^2}$$

$$\frac{d}{dx} (\sec x) = \sec x \tan x$$

$$\frac{d}{dx} (\operatorname{arcsec} x) = \frac{1}{|x|\sqrt{x^2-1}}$$

$$\frac{d}{dx} (\csc x) = -\csc x \cot x$$

$$\frac{d}{dx} (\operatorname{arccsc} x) = \frac{-1}{|x|\sqrt{x^2-1}}$$

**Critical Point**

The notation $\frac{d}{dx}(f(x))$ means to “the derivative of the expression inside the parentheses.” In other words, $\frac{d}{dx}(f(x)) = f'(x)$.

It’s not as bad as you think—half of the inverse trig derivatives are different from the other half by only a negative sign.

You’ll notice that I have included the inverse trig functions in this list, but you may not recognize them. Instead of using the notation $y = \sin^{-1}x$ to indicate the inverse sine, I use the notation $y = \arcsin x$. I am a huge fan of the latter notation, since $\sin^{-1}x$ looks a lot like $(\sin x)^{-1}$, which is equal to $\csc x$.

You’ll have to be able to use these formulas with the Product, Quotient, and Chain Rules, so here are a couple of examples to get you used to them. Remember, if a trig function contains anything except a single variable (like x), you have to use the Chain Rule to find the derivative.

Example 7: If $f(x) = \cos x \sin 2x$, find $f'(x)$ and evaluate $f'\left(\frac{\pi}{2}\right)$.

Solution: Because this function is the product of two variable expressions, you’ll have to use the Product Rule. In addition, you’ll have to use the Chain Rule to differentiate $\sin 2x$, since it contains more than just x inside the sine function. According to the Chain Rule, $\frac{d}{dx}(\sin 2x) = \cos(2x) \cdot 2 = 2 \cos 2x$. Here’s the Product Rule in action:

$$f'(x) = \cos x \cdot 2 \cos 2x + (-\sin x)(\sin 2x)$$

$$f'\left(\frac{\pi}{2}\right) = 0 \cdot 2 \cos \pi - 1 \cdot \sin \pi = 0 - 0 = 0$$

You’ve Got Problems

Problem 6: Use the Quotient Rule to prove that $\frac{d}{dx}(\cot x) = -\csc^2 x$.

The Least You Need to Know

- ◆ If a function is differentiable, it must also be continuous.
- ◆ A function is not differentiable at a point of discontinuity, a sharp point (cusp), or where the tangent line is vertical.
- ◆ The slope of a function’s tangent line gives its instantaneous rate of change, and the slope of its secant line gives average rate of change.
- ◆ Simple derivatives (such as polynomials) can usually be found using the Power Rule.
- ◆ Products and quotients of variable expressions must be differentiated using the Product and Quotient Rules, respectively.
- ◆ You must use the Chain Rule to differentiate any function that contains something other than just x .

Chapter 10

Common Differentiation Tasks

In This Chapter

- ◆ Equations of tangent and normal lines
- ◆ Differentiating equations containing multiple variables
- ◆ Derivatives of inverse functions
- ◆ Differentiating parametric equations

Even though the derivative is just the slope of a tangent line, its uses are innumerable. We've already seen that it describes the instantaneous rate of change of a nonlinear function. However, that hardly explains why it's one of the most revolutionary mathematical concepts in history. Soon we'll be exploring more (and substantially more exciting) uses for the derivative.

In the meantime, there's a little bit more grunt work to be done. (That makes you happy to read, doesn't it?) This chapter will help you perform specific tasks and find derivatives for very particular situations. Think of learning derivatives like trying to get your body in shape. Last chapter, you learned the basics, the equivalent of a good cardiovascular workout, working all of your muscles in harmony with each other. In this chapter, we're working out specific muscle groups, one section at a time. There's not a lot of similarity between each

individual topic here, but exercising all of these abilities at the appropriate time (and knowing when that time arrives) is essential to getting yourself in shape mathematically.

Finding Equations of Tangent Lines

Writing tangent line equations is one of the most basic and foundational skills in calculus. You already know how to create the equation of a line using point-slope form (Chapter 2). Since it's the equation of a tangent line you're after, the slope is the derivative of the function! All that's left to do is figure out the appropriate point, and if that were any easier, it'd be illegal.

Example 1: Write the equation of the tangent line to the curve $f(x) = 3x^2 - 4x + 1$ when $x = 2$.

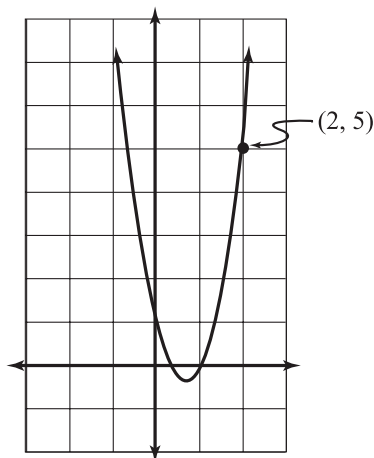
Solution: Take a look at the graph of $f(x)$ in Figure 10.1 to get a sense of our task.

You want to find the equation of the tangent line to the graph at the indicated point (when $x = 2$). This is the point of tangency, where the tangent line will strike the graph. Therefore, this point is both on the curve *and* on the tangent line. Since point-slope form requires you to know a point on the line in order to create the equation of that line, you'll need to know the coordinates of this point. Since you already know the x -value, plug it into $f(x)$ to get the corresponding y -value:

$$\begin{aligned} f(2) &= 3(2)^2 - 4 \cdot 2 + 1 \\ &= 12 - 8 + 1 = 5 \end{aligned}$$

Figure 10.1

The graph of $f(x) = 3x^2 - 4x + 1$ and a future point of tangency.



So the point (2,5) is on the tangent line. Now all you need is the slope of the tangent line, $f'(2)$:

$$\begin{aligned}f'(x) &= 6x - 4 \\f'(2) &= 6 \cdot 2 - 4 = 8\end{aligned}$$

Now that you know a point on the tangent line and the correct slope, slap those values into point-slope form and out pops the correct tangent line equation:

$$\begin{aligned}y - 5 &= 8(x - 2) \\y &= 8x - 11\end{aligned}$$

You've Got Problems

Problem 1: Find the equation of the tangent line to $g(x) = 3x^3 - x^2 + 4x - 2$ when $x = -1$.

Occasionally you'll be asked to find the equation of the *normal line* to a curve. Because the normal line is perpendicular to the tangent line at the point of tangency, you use the same point to create the normal line, but the slope of the normal line is the negative reciprocal of the slope of the tangent line. Back to

Example 1 for a second. If we want to find the equation of the normal line to $f(x) = 3x^2 - 4x + 1$ when $x = 2$, we'd still use the point (2,5), but the slope would be $-\frac{1}{8}$ instead of 8. Once again, plugging these values into point slope form would complete the problem.

def·i·ni·tion

A **normal line** is perpendicular to a function's tangent line at the point of tangency.

Implicit Differentiation

I've mentioned the phrase "with respect to x " a few times, but now I need to describe to you exactly what that means. In 95 percent of your problems in calculus, the variables in your expression will match the variable you are "respecting" in that problem. For example, the derivative of $5x^3 + \sin x$, with respect to x , is $15x^2 + \cos x$. The fact that I said you were finding the derivative with respect to x didn't make the problem any harder or any different. In fact, I didn't have to tell you which variable you were "respecting," so to speak, because x was the only variable in the problem.

In this section, we'll take the derivative of equations containing x and y , and I will always ask you to find the derivative with respect to x . What is the derivative of y with respect to x , you ask? The answer is this notation: $\frac{dy}{dx}$. It is literally read, "the derivative of y with respect to x ." The numerator tells you what you're deriving, and the denominator tells you what you're respecting.

Let's try a slightly more complex derivative. What is the derivative of $3y^2$, with respect to x ? The first thing to notice is that the variable in the expression does not match the variable you're respecting, so you treat the y as a completely separate function and apply the Chain Rule. I know you're not used to using the Chain Rule when there's only a single variable inside the function, but if that variable is not the variable you're respecting, you have to give it a hard time and "rough it up" a little. So to differentiate $3y^2$, start by deriving the outer function and leaving y (the inner function) alone to get $6y$. Now multiply this by the derivative of y with respect to x , and you get:

$$6y \frac{dy}{dx}$$

You will encounter odd derivatives like this whenever you cannot solve an equation for y or for $f(x)$. You may not have noticed, but every single derivative question until now has been worded "Find the derivative of $y = \dots$ " or "Find the derivative of $f(x) \dots$ " When a problem asks you to find $\frac{dy}{dx}$ in an equation that cannot be solved for y , you have to

resort to the process of *implicit differentiation*, which involves deriving variables with respect to other variables. Whereas in past problems the derivative would be indicated by y' or $f'(x)$, the derivative in implicit differentiation is indicated by $\frac{dy}{dx}$.

def·i·ni·tion

Implicit differentiation allows you to find the slope of a tangent line when the equation in question cannot be solved for y .

Example 2: Find the slope of the tangent line to the graph of $x^2 + 3xy - 2y^2 = -4$ at the point $(1, -1)$.

Solution: Yuck! Clearly this is not solved for y , and if you try to solve for y , you'll get discouraged quickly—solving it for y is impossible due to that blasted y^2 . Implicit differentiation to the rescue! The first order of business is finding the derivative of each term of the equation with respect to x . Since you're new at this, I'll go term by term.

The derivative of x^2 with respect to x is $2x$. Nothing fancy is needed, since the variable in the term is the variable we're respecting. However, in the next term, $3xy$, you have to use the Product Rule, since there are two variable terms multiplied ($3x$ and y).

Remember that the derivative of y , with respect to x , is $\frac{dy}{dx}$, so the correct derivative of $3xy$ is $3x \cdot \frac{dy}{dx} + 3 \cdot y$. Finally, the derivative of $-2y^2$ is $-4y \cdot \frac{dy}{dx}$ and the derivative of -4 is 0. Don't forget to differentiate on *both* sides of the equation! Even though I differentiate implicitly pretty often, I still sometimes forget to differentiate a constant term to get 0. I know; I am a lunkhead.

All together now, you get a derivative of:

$$2x + 3x \frac{dy}{dx} + 3y - 4y \frac{dy}{dx} = 0$$

Move all of the terms not containing a $\frac{dy}{dx}$ to the right side of the equation. Once you've done that, factor the common $\frac{dy}{dx}$ out of the terms on the left side of the equation:

$$\begin{aligned} 3x \frac{dy}{dx} - 4y \frac{dy}{dx} &= -2x - 3y \\ \frac{dy}{dx} (3x - 4y) &= -2x - 3y \end{aligned}$$

To finally get the derivative $\left(\frac{dy}{dx}\right)$ by itself, divide both sides of the equation by $3x - 4y$:

$$\frac{dy}{dx} = \frac{-2x - 3y}{3x - 4y}$$

That's the derivative. The problem asks you to evaluate it at $(1, -1)$, so plug those values in for x and y to get your final answer:

$$\frac{dy}{dx} = \frac{-2(1) - 3(-1)}{3(1) - 4(-1)} = \frac{-2 + 3}{3 + 4} = \frac{1}{7}$$

You've Got Problems

Problem 2: Find the slope of the tangent line to the graph of $4x + xy - 3y^2 = 6$ at the point $(3, 2)$.

Differentiating an Inverse Function

Let's say you're given the function $f(x) = 7x - 5$ and are asked to evaluate $(f^{-1})'(1)$, the derivative of the inverse of $f(x)$ when $x = 1$. To find the answer, you would first find the inverse function (using the process we reviewed in Chapter 3) and then find the derivative. However, did you know that you can evaluate the derivative of an inverse function *even if you can't find the inverse function itself*? (Insert dramatic soap opera music here.) You'll learn how to do it in just a second, but we have to review one skill first.

It's important that you're able to find values for an inverse function given only the original function before we try anything more difficult. The procedure we'll use is based on one of the most important properties of inverse functions: if the point (a,b) is on the graph of $f(x)$, then the point (b,a) is on the graph of $f^{-1}(x)$. In other words, if $f(a) = b$, then $f^{-1}(b) = a$.

Example 3: If $g(x) = x^3 + 2$, evaluate $g^{-1}(1)$.

Solution: *Method 1:* The easiest way to do this is to figure out exactly what $g^{-1}(x)$ is and then plug in 1. According to our procedure from Chapter 3, here's how you'd go about doing that:

$$\begin{aligned}y &= x^3 + 2 \\x &= y^3 + 2 \\y^3 &= x - 2 \\g^{-1}(x) &= \sqrt[3]{x - 2}\end{aligned}$$

Therefore, $g^{-1}(1) = \sqrt[3]{1 - 2} = \sqrt[3]{-1} = -1$. However, there is another way to do this without actually finding $g^{-1}(x)$ first.

Method 2: You're asked to find the *output* of $g^{-1}(x)$ when its input is 1. Remember, I just said that $f(a) = b$ implies $f^{-1}(b) = a$, so therefore the output of g^{-1} when I input 1 is the *same exact thing* as the input of the original function g when I *output* 1. So set the original function equal to 1 and solve; the solution will be $g^{-1}(1)$:

$$\begin{aligned}x^3 + 2 &= 1 \\x^3 &= -1 \\x &= \sqrt[3]{-1} = -1\end{aligned}$$

Clearly, either method gives us the same answer.

You've Got Problems

Problem 3: Use the technique of Example 3, Method 2 to evaluate $f^{-1}(6)$ if $f(x) = \sqrt{2x^3 - 18}$.

Now that you possess this skill, we can graduate to finding values of the derivative of a function's inverse (say that 10 times fast, I dare you). As is the case with just about everything in calculus, there is a theorem governing this practice:

$$(f^{-1})'(x) = \frac{1}{f'(f^{-1}(x))}$$

So evaluating the derivative is as simple as plugging the value into this slightly more complex, fractiony-looking formula. Once you substitute, your first objective will be to evaluate $f^{-1}(x)$ in the denominator (a skill which we just finished practicing, by no small coincidence).



Critical Point

Here's a quick summary of this inverse function trick. If I want to evaluate $f^{-1}(a)$, set $f(x) = a$ and solve for x .



Critical Point

This formula is pretty easy to generate. Start with the simple inverse function property $f(f^{-1}(x)) = x$ and take the derivative with the Chain Rule:

$$f'(f^{-1}(x)) \cdot (f^{-1})'(x) = 1$$

$$(f^{-1})'(x) = \frac{1}{f'(f^{-1}(x))}$$

Example 4: If $f(x) = x^3 + 4x - 1$, evaluate $(f^{-1})'(2)$.

Solution: According to the formula you learned only moments ago:

$$(f^{-1})'(2) = \frac{1}{f'(f^{-1}(2))}$$

Start by evaluating $f^{-1}(2)$, which is the equivalent of solving the equation $x^3 + 4x + 1 = 2$. This is not an easy equation to solve; in fact, you can't do it by hand. You'll have to use some form of technology to solve the equation, whether it be a graphing calculator equation solver or a mathematical computer program. One way is to set the equation equal to zero ($x^3 + 4x - 1 = 0$) and calculate the x -intercept on a graphing calculator. Whichever method you choose, the answer is $x = .2462661722$, which you can plug into the formula:

**Kelley's Cautions**

The equation in Example 4 may be difficult to solve, but it is just plain impossible to calculate the inverse function of $f(x) = x^3 + 4x + 1$ using our techniques. So the hard equation is the only way to get an answer at all!

$$\begin{aligned}(f^{-1})'(2) &= \frac{1}{f'(2.2462661722)} \\ &= \frac{1}{3(2.2462661722)^2 + 4} \\ &= \frac{1}{4.1819411} \\ &\approx .239\end{aligned}$$

I know that's a lot of decimals, but I didn't want to round any of them until the final answer, or it would have compounded the inaccuracy with every step.

You've Got Problems

Problem 4: If $g(x) = 3x^5 + 4x^3 + 2x + 1$, evaluate $(g^{-1})'(-2)$.

Parametric Derivatives

In order to find a parametric derivative, you differentiate both the x and y components separately and divide the y derivative by the x derivative. In fancy-schmancy mathematical form, it looks like this:

$$\frac{dy}{dx} = \frac{\frac{dy}{dt}}{\frac{dx}{dt}}$$

This formula suggests that you should derive with respect to t , but you should derive with respect to whatever parameter appears in the problem. In the following example, for instance, you'll derive with respect to θ .

Example 5: Find the slope of the tangent line to the parametric curve defined by $x = \cos \theta$ and $y = 2\sin \theta$ when $\theta = \frac{5\pi}{6}$ (pictured in Figure 10.2).

Solution: Since the parameter in these equations is θ , the derivative of the set of parametric equations is

$$\frac{dy}{dx} = \frac{\frac{dy}{d\theta}}{\frac{dx}{d\theta}}$$

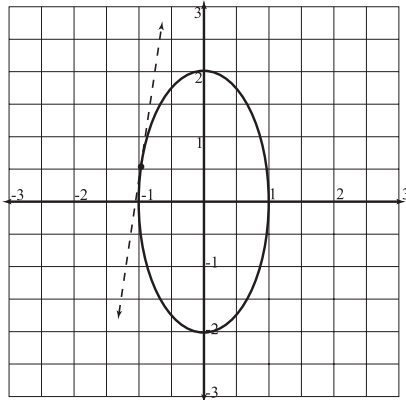


Figure 10.2

The graph of the parametric curve defined by $x = \cos \theta$ and $y = 2\sin \theta$ with the tangent line drawn at $\theta = \frac{5\pi}{6}$.

Calculate each derivative: $\frac{dx}{d\theta} = -\sin \theta$ and $\frac{dy}{d\theta} = 2\cos \theta$.

Finally, calculate the derivative when $\theta = \frac{5\pi}{6}$:

$$\frac{dy}{dx} = \frac{2\cos \frac{5\pi}{6}}{-\sin \frac{5\pi}{6}} = \frac{2\left(-\frac{\sqrt{3}}{2}\right)}{-\left(\frac{1}{2}\right)} = 2\sqrt{3}$$



Kelley's Cautions

The second derivative (which, like all second derivatives, has the almost incomprehensible notation $\frac{d^2y}{dx^2}$) of parametric functions is *not* just the derivative of the first derivative. Instead, it is the derivative of the first derivative divided by the derivative of the original x term:

$$\frac{d^2y}{dx^2} = \frac{\frac{d}{dt}\left(\frac{dy}{dx}\right)}{\frac{dx}{dt}}$$

You've Got Problems

Problem 5: Determine $\frac{dy}{dx}$ and $\frac{d^2y}{dx^2}$ (the first and second derivatives) for the parametric equations $x = 2t - 3$ and $y = \tan t$.

The Least You Need to Know

- ◆ To write the equation of a tangent line, use the point of tangency and the derivative there in conjunction with point-slope form of a line.
- ◆ You must differentiate implicitly if an equation cannot be solved for y .
- ◆ The derivative of a function's inverse is given by the formula $(f^{-1})'(x) = \frac{1}{f'(f^{-1}(x))}$.
- ◆ To calculate a parametric derivative, divide the derivative of the y equation by the derivative of the x equation.

Chapter

11

Using Derivatives to Graph

In This Chapter

- ◆ Critical numbers and relative extrema
- ◆ Understanding wiggle graphs
- ◆ Determining direction and concavity
- ◆ The Extreme Value Theorem

Though astrologers have maintained for decades that an individual's astrological sign provides insight into his or her personality, tendencies, and fate, many people remain unconvinced, deeming such thoughts absurd or (in extreme cases) poppycock. (This could be due to the fact that statements such as "The moon is in the third house of Pluto" sounds like the title of a new-age Disney movie.) Astrologers don't realize how close they actually came to the truth. It turns out that the signs of the derivatives of a function determine and explain the function's behavior.

In fact, the sign of the first derivative of a function explains what direction that function is heading, and the sign of the second derivative accurately predicts the concavity of the function. It is the third derivative of a function, however, that is able to predict when you will find true love, success in business, and how many times a week it's healthy to eat eggs for breakfast. The easiest way to visualize the signs of a function is via a wiggle graph, which sounds racy but is really quite ordinary when all is said and done.

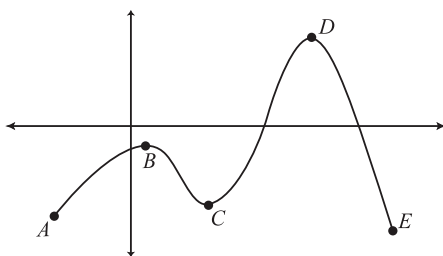
Relative Extrema

One common human tendency is to compare oneself with his or her peers on a regular basis. You probably catch yourself doing this all the time, thinking things like, “Of all my friends, I am definitely the funniest.” Perhaps you compare more mundane things, like being the best at badminton or having the loudest corduroy pants. However, when you go outside your social sphere, you often find someone who is significantly funnier than you or who possesses supersonically loud pants. This illustrates the difference between a relative extreme point and an absolute extreme point. You can be the smartest of a group of people without being the smartest person in the world.

For example, look at the graph in Figure 11.1, with points of interest A , B , C , D , and E noted.

Figure 11.1

This graph has only one absolute maximum and one absolute minimum, but several relative extrema.



The absolute maximum on the graph occurs at D , and the absolute minimum on the graph occurs at E . However, the graph has a *relative* maximum at B , and a relative minimum at C . These may not be the highest or lowest points of the entire graph, but (as little hills and valleys) are the highest and lowest points in their immediate vicinity.

Finding Critical Numbers

A *critical number* is an x -value that causes a function either to equal zero or become undefined. They're extremely useful for finding extrema points because a function, $f(x)$, can only change direction at a critical number of its derivative, $f'(x)$. Why? When $f'(x)$ is 0, then $f(x)$ is neither increasing ($f'(x) \geq 0$) nor decreasing ($f'(x) \leq 0$); meaning $f(x)$ is most likely about to do something drastic.

def•i•ni•tion

A **relative extrema** point (whether a maximum or a minimum) occurs when that point is higher or lower than all of the points around it. Visually, a relative maximum is the peak of a hill in the graph, and a relative minimum is the lowest point of a dip in the graph. Absolute extrema points are the highest or lowest of all the relative extrema on a graph. Remember that the term *extrema* is just plural for “extremely high or low point.”

Example 1: Given $f(x) = x^3 - x^2 - x + 2$, find $f'(x)$ and its critical numbers.

Solution: Begin by finding the derivative of $f(x)$, then set it equal to 0 and solve:

$$\begin{aligned} f'(x) &= 3x^2 - 2x - 1 = 0 \\ (3x + 1)(x - 1) &= 0 \\ x &= -\frac{1}{3}, 1 \end{aligned}$$

Since there are no places where $f'(x)$ does not exist, $x = -\frac{1}{3}$ and $x = 1$ are the only two critical numbers.

If you take a look at the graph of $f(x)$, you’ll notice that the graph does, indeed, change direction at those x -values (see Figure 11.2).

However, you don’t need to use the graph of a function to determine (1) if the graph changes direction, or (2) if it does, whether it causes a relative maximum or minimum.

def•i•ni•tion

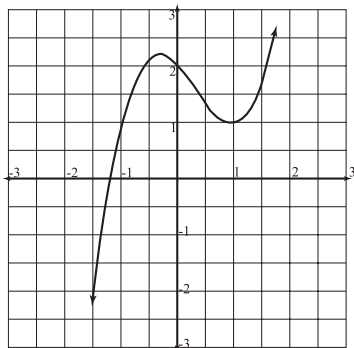
A **critical number** is an x -value that either makes a function zero or undefined.

Classifying Extrema

As I alluded to earlier, the sign of $f'(x)$ tells you whether $f(x)$ is increasing or decreasing. This is true because an increasing graph will have a tangent line with a positive slope and a decreasing graph will possess a negatively sloped tangent line. Therefore, you can tell what’s happening between the critical numbers of $f'(x)$ (i.e., if $f(x)$ is increasing or decreasing) by picking some points on the graph between the critical numbers and determining whether the derivatives there are positive or negative.

Figure 11.2

The graph changes from increasing to decreasing at $x = -\frac{1}{3}$, and then returns to increasing once $x = 1$.



Example 2: If $f(x) = x^3 - x^2 - x + 2$ and the critical numbers of its derivative, $f'(x)$, are $x = -\frac{1}{3}$ and $x = 1$, describe the direction of $f(x)$ between those critical numbers using the sign of $f'(x)$.

Solution: Choose three x -values, one less than the first critical number, one between the critical numbers, and one greater than the second. I will choose simple values to make my life easier: $x = -1$, 0 , and 2 . Plug each of these x 's into $f'(x)$, and the sign of the result will tell you if the function $f(x)$ is increasing or decreasing there:

$$f'(-1) = 3(-1)^2 - 2(-1) - 1 = 3 + 2 - 1 = 4$$

$$f'(0) = 3(0)^2 - 2(0) - 1 = -1$$

$$f'(2) = 3(2)^2 - 2(2) - 1 = 12 - 4 - 1 = 7$$

Because $f'(x)$ is positive when $x = -1$ and $x = -1$ comes before the first critical point, the function will be increasing until $x = -\frac{1}{3}$, the first critical number. However, the derivative turns negative between the critical numbers, so f is decreasing between $x = -\frac{1}{3}$ and 1 .

After $x = 1$, the derivative turns positive again, so $f(x)$ will increase beyond that point. This is no giant surprise, since you already saw the graph of $f(x)$ in Figure 11.2, but notice how the critical numbers create regions where the graph is going different directions (up and down) as you travel along the graph from left to right. Figure 11.3 shows the signs of $f'(x)$ and the graph of $f(x)$ at the same time to help you visualize what's going on.

You've Got Problems

Problem 1: Given $h(x) = -x^2 + 6x + 27$, calculate the critical number of $h'(x)$, and determine whether or not it represents a relative maximum or minimum, based on the signs of $h'(x)$.

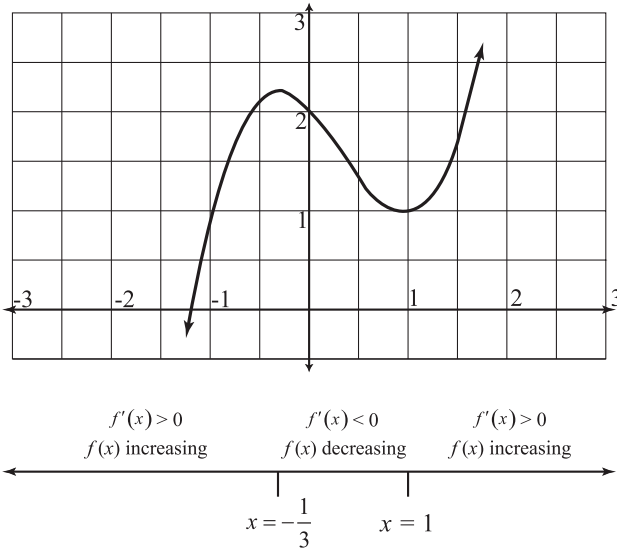


Figure 11.3

Notice how the sign of the derivative correlates with the direction of the original function. The number line is actually a wiggle graph, as you'll learn in the next section.

The Wiggle Graph

A *wiggle graph* is a nice, compact way to visualize the signs of a function's derivative all at once. To create a wiggle graph, we'll use the procedure from Example 2. In other words, we'll find the critical numbers, pick "test values" between those critical numbers, and plug those into the derivative to determine the direction of the function. The result will be a number line, segmented by critical numbers, and labeled with the signs of the derivative in each of its intervals. This will help us to quickly find all relative extreme points on the graph.

Example 3: Create a wiggle graph for the function $f(x) = \frac{x^2 + 2x + 1}{x - 5}$ and use it to determine which critical numbers are relative extrema.

Solution: First you must find the critical numbers, where $f'(x)$ is either equal to 0 or is undefined. You use the Quotient Rule to find $f'(x)$:

def·i·nition

A **wiggle graph** (or sign graph) is a segmented number line that describes the direction of a function. It is created by finding critical numbers to determine interval boundaries, picking sample values from those intervals, and plugging the values into the derivative to obtain the proper sign. It's called a wiggle graph because it tells you which way the graph is wiggling (i.e., if it is increasing or decreasing).

$$\begin{aligned} f'(x) &= \frac{(x-5)(2x+2) - (x^2+2x+1)}{(x-5)^2} \\ &= \frac{x^2 - 10x - 11}{(x-5)^2} \end{aligned}$$

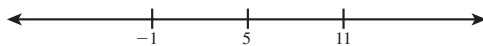
Since this is a fraction, it is equal to 0 when the numerator equals 0 and undefined when the denominator is equal to 0. Both of these events interest us for the purpose of finding critical numbers, so factor the numerator and set both it and the denominator equal to 0 and solve:

$$f'(x) = \frac{(x-11)(x+1)}{(x-5)^2}$$

The derivative equals 0 when $x = 11$ or -1 and is undefined when $x = 5$, so these are the critical numbers. Draw a number line and mark the numbers on it like Figure 11.4.

Figure 11.4

The beginnings of a wiggle graph. Note that you don't need to label any numbers on it except the critical numbers; you don't even have to worry about drawing it to scale. It's just a tool for visualization, not a scientific graph.



These three critical numbers split the number line into four intervals. Remember that the function will always go in the same direction during each interval, since it can only change direction at a critical number. Therefore, you can choose any number in each interval as a “test value.” I’ll choose the numbers $x = -2$, 0 , 6 , and 12 . Now, plug these three numbers into the derivative:

$$f'(-2) = \frac{(-13)(-1)}{(-7)^2} = \frac{13}{49}$$

$$f'(0) = \frac{(-11)(1)}{(-5)^2} = -\frac{11}{25}$$

$$f'(6) = \frac{(-5)(7)}{1^2} = -35$$

$$f'(12) = \frac{(1)(13)}{7^2} = \frac{13}{49}$$

Because $f'(-2)$ is positive, $f'(x)$ is actually positive for the entire interval $(-\infty, -1)$, so indicate that with a “+” above the interval in the wiggle graph. Do the same for the other intervals and you’ll get Figure 11.5.

Now you can tell that the function changes direction from increasing to decreasing at $x = -1$. If you plug that critical number into $f(x)$, you get the critical and relative maximum point $(-1, 0)$. Similarly, a sign change at $x = 11$ indicates a relative minimum at the critical point $(11, 24)$.



Critical Point

If a function changes from increasing to decreasing at a critical point, that point is a relative maximum. Similarly, a change from decreasing to increasing indicates a relative minimum.

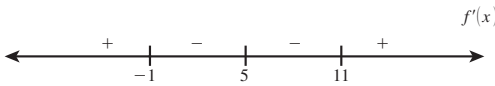


Figure 11.5

The signs of $f'(x)$ correspond to the direction of $f(x)$. Positive means increasing, negative means decreasing. Note that the wiggle graph is clearly labeled “ $f'(x)$.” Always label your wiggles to avoid confusion.

You’ve Got Problems

Problem 2: Draw the wiggle graph for the function $g(x) = 2x^3 - \frac{7}{2}x^2 - 3x + 10$, and determine the intervals on which g is increasing.

The Extreme Value Theorem

Your first experience with existence theorems was the Intermediate Value Theorem. Do you remember it fondly? I guess that’s a rhetorical question, because whether you liked it or not, here comes your second existence theorem. The Extreme Value Theorem, like its predecessor, really doesn’t say anything earth-shattering, but it should make a lot of sense, so that’s a plus.

The Extreme Value Theorem: If a function $f(x)$ is continuous on the closed interval $[a, b]$, then $f(x)$ has an absolute maximum and an absolute minimum on $[a, b]$.



Kelley’s Cautions

Before you conclude that a sign change in a wiggle graph indicates a relative extrema point, make sure that the original function is defined there! For example, in $f(x) = \frac{1}{x^2}$, the function changes from increasing to decreasing at $x = 0$ (verify with a wiggle graph of $f'(x)$). However, $x = 0$ is not in the domain of $f(x)$, so it cannot be a relative maximum.

This theorem simply says that a piece of continuous function will always have a highest point and a lowest point. That's all. Here's a little tip: a function's absolute extrema can only occur at one of two places—either at a *relative* extrema point or at an endpoint. This little trick makes finding the absolute extrema points very easy.

Example 4: Find the absolute maximum and absolute minimum of the function

$$f(x) = \frac{3}{5}x^5 - \frac{2}{3}x^3 - x + 2 \text{ on the interval } [-2, 1].$$

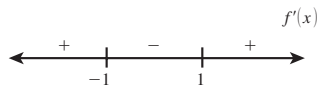
Solution: The absolute extrema you are looking for are guaranteed to exist according to the Extreme Value Theorem, since $f(x)$ is continuous on the closed interval. In fact, $f(x)$ is continuous everywhere! Start by drawing a wiggle graph. Same process as always: set $f'(x) = 0$ and plug test values into the derivative:

$$\begin{aligned} f'(x) &= 3x^4 - 2x^2 - 1 \\ &= (3x^2 + 1)(x^2 - 1) = 0 \\ &= (3x^2 + 1)(x + 1)(x - 1) = 0 \\ x &= -1, 1 \end{aligned}$$

Check out the wiggle graph in Figure 11.6. Because the sign of its derivative changes at both critical numbers (and they are both in the domain of $f(x)$), you know that $x = -1$ and 1 mark relative extrema and therefore possibly absolute extrema as well.

Figure 11.6

According to this wiggle graph, $f(x)$ changes direction twice.



Kelley's Cautions

There is no solution to the mini-equation $3x^2 + 1 = 0$ in Example 4, because solving it gives you $x = \pm\sqrt{-\frac{1}{3}}$, and you can't take the square root of a negative number.

Since an extreme value (an absolute maximum or minimum) can only occur at a critical number ($x = -1$ or 1) or an endpoint ($x = -2$ or 1), plug each of those x -values into $f(x)$ to see which yields the highest and lowest values:

$$\begin{aligned} f(-2) &= -\frac{148}{15} \approx -9.867 \\ f(-1) &= \frac{46}{15} \approx 3.067 \\ f(1) &= \frac{14}{15} \approx .9333 \end{aligned}$$

Therefore, the absolute maximum of $f(x)$ on the closed interval $[-2, 1]$ will be $\frac{46}{15}$ and the absolute minimum is $-\frac{148}{15}$. I know that those fractions were ugly, but whatever doesn't kill you makes you stronger, right? You're not buying that, are you?



Kelley's Cautions

Reporting an absolute maximum of -1 and an absolute minimum of -2 for Example #4 is a common error. Although these *are* the x -values where the extrema occur, they are not the extreme values themselves. Absolute maxima and minima are *heights*—function values, not x -values.

You've Got Problems

Problem 3: Find the absolute maximum and minimum of $g(x) = x^3 + 4x^2 + 5x - 2$ on the closed interval $[-5, 2]$.

Determining Concavity

Just as the first derivative $f'(x)$ describes the direction of the function $f(x)$, the sign of the second derivative describes $f''(x)$, the concavity of $f(x)$. In other words, if $f''(x)$ is positive for some x -value, then $f(x)$ is concave up at that point. If, however, $f''(x)$ is negative, then $f(x)$ is concave down there. What is concavity, though? Does it have anything to do with proper dental hygiene?



Critical Point

Not only does the sign of $f''(x)$ describe the concavity of $f(x)$, it also describes the direction of $f'(x)$. This is because $f''(x)$ is also the first derivative of $f'(x)$, and remember that first derivatives describe the direction of their predecessors. For example, if $g''(2) = -7$ for some function $g(x)$, then we know that $g(x)$ is concave down when $x = 2$ (since the second derivative is negative) and we know that $g'(x)$ is *decreasing* at $x = 2$.

Concavity describes how a curve bends. A curve that can hold water poured into it from the top of the graph is said to be concave up, whereas one that cannot hold water is said to be concave down. The sign of the second derivative reveals a function's concavity; if $f''(x)$ is positive, then $f(x)$ is concave up. If, however, $f''(x)$ is negative, then $f(x)$ is concave down. You can remember this relationship between the second derivative's sign and the concavity using Figure 11.8.

def•i•ni•tion

The **concavity** of a curve describes the way the curve bends. Notice that the concave up curve in Figure 11.7 would catch water poured into it from above, whereas the concave down curve would dump the water onto the floor, causing your mother to get angry.

Figure 11.7

A tale of two curves whose second derivatives differ (you'll see what I mean soon).

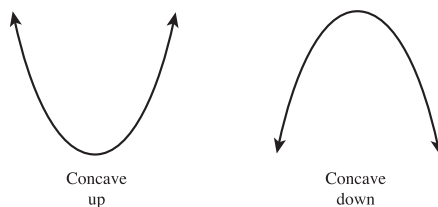
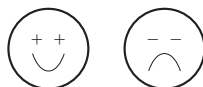


Figure 11.8

A smile is concave up, indicating a positive second derivative via the plus sign eyes. You'd be unhappy, too, if you were concave down.



def·i·ni·tion

A graph changes concavity at an inflection point.

Just like direction, however, the concavity of a curve can change throughout the function's domain (the points of change are called *inflection points*). You'll use a process that mirrors the first derivative wiggle graph to determine a function's concavity.

Another Wiggle Graph

Hopefully you've seen how useful a wiggle graph can be to visualize a function's direction. It is just as useful when visualizing concavity, and is just as easy. This time, you'll use the second derivative to create the wiggly number line, and you'll plug test values into the second derivative rather than the first derivative to come up with the appropriate signs. Let's revisit an old friend, $f(x)$ from Example 4.

Example 5: On what intervals is the function $f(x) = \frac{3}{5}x^5 - \frac{2}{3}x^3 - x + 2$ concave up?

Solution: Find the second derivative, $f''(x)$, and use it to create a wiggle graph, as you did earlier in the chapter. The only difference is that you'll use $f''(x)$ for everything instead of $f'(x)$:

$$\begin{aligned} f'(x) &= 3x^4 - 2x^2 - 1 \\ f''(x) &= 12x^3 - 4x \end{aligned}$$

Set $f''(x) = 0$ and solve for x to get your critical numbers:

$$\begin{aligned} 4x(3x^2 - 1) &= 0 \\ x &= 0, \pm\sqrt{\frac{1}{3}} \end{aligned}$$

Don't forget the \pm sign, because you are square-rooting both sides of an equation. It's time to draw the wiggle graph and choose test points just like before. Because you already know how to do this, let's jump straight to the correct graph in Figure 11.9.

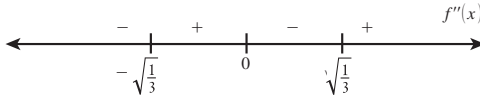


Figure 11.9
The second derivative wiggle graph for $f(x)$.

The function $f(x)$ is concave up whenever $f''(x)$ is positive, so $f(x)$ is concave up on $(-\sqrt{\frac{1}{3}}, 0)$ and $(\sqrt{\frac{1}{3}}, \infty)$.

You've Got Problems

Problem 4: When is $f(x) = \cos x$ concave down on $(0, 2\pi)$?

The Second Derivative Test

Even though it is called the *Second Derivative Test*, this little math trick tells you whether or not an extrema point is a relative maximum or minimum (which you did using the signs of the *first derivative* and a wiggle graph earlier). The Second Derivative Test uses the sign of the second derivative (and therefore the concavity of the graph at that point) to do all the work.

The Second Derivative Test: Plug the critical numbers that occur when $f'(x) = 0$ or $f'(x)$ is undefined into $f''(x)$. If the result is positive, that critical number is a relative minimum on $f(x)$. If the result is negative, that critical number marks a relative maximum on $f(x)$. If the result is 0, you cannot draw any conclusion from the Second Derivative Test and must resort to the first derivative wiggle graph.

Example 6: Classify all the relative extrema of the function $g(x) = 3x^3 - 18x + 1$ using the Second Derivative Test.

Solution: First find the critical numbers like you did earlier in the chapter:

$$\begin{aligned} g'(x) &= 9x^2 - 18 = 0 \\ 9x^2 &= 18 \\ x^2 &= 2 \\ x &= \pm\sqrt{2} \end{aligned}$$



Critical Point

If you think about it, the only possible extrema point you can have on a concave-up graph is a relative minimum—consider the point $(0, 0)$ on the graph of $y = x^2$ as an example.

Plug both $x = \sqrt{2}$ and $x = -\sqrt{2}$ into $g''(x) = 18x$. Since $g''(\sqrt{2}) = 18\sqrt{2}$, which is positive, $x = \sqrt{2}$ represents the location of a relative minimum (according to the Second Derivative Test) and, conversely, since $g''(-\sqrt{2}) = -18\sqrt{2}$, that represents a relative maximum.

The Least You Need to Know

- ◆ Critical numbers are x -values that cause a function to equal 0 or become undefined. The graph of $f(x)$ can only change direction at a critical number of its derivative, $f'(x)$.
- ◆ If $f'(x)$ is positive, then $f(x)$ is increasing; a negative $f'(x)$ indicates a decreasing $f(x)$.
- ◆ If $f''(x)$ is positive, then $f(x)$ is concave up; a negative $f''(x)$ indicates a concave-down $f(x)$.
- ◆ The first derivative wiggle graph and the Second Derivative Test are both techniques used for classifying relative extrema points.

Chapter 12

Derivatives and Motion

In This Chapter

- ◆ What is a position equation?
- ◆ The relationship between position, velocity, and acceleration
- ◆ Speed versus velocity
- ◆ Understanding projectile motion

Mathematics can actually be applied in the real world. This may shock and appall you, but it's very true. It's probably shocking because most of the problems we've dealt with have been purely computational in nature, completely devoid of correlation to real life. (For example, estimating gas mileage is a useful mathematical real-life skill, whereas factoring difference of perfect cube polynomials is not as useful in a straightforward way.) Most people hate real-life application problems because they are (insert scary wolf howl here) *word problems!*

Factoring and equation solving may be rote, repetitive, and a little boring, but at least they're predictable. How many nights have you gone to sleep haunted by problems like this: "If Train *A* is going from Pittsburgh to Los Angeles at a rate of 110 kilometers per hour, Train *B* is traveling 30 kilometers less than half the number of male passengers in Train *A*, and the heading of Train *B* is 3 degrees less than the difference of the prices of a club sandwich on each train, then at what time will the conductor of the first train remember that he forgot to set TiVo to record *Jeopardy?*"

Position equations are a nice transition into calculus word problems. Even though they are slightly bizarre, they follow clear patterns. Furthermore, they give you the chance to show off your new derivative skills.

The Position Equation

A *position equation* is an equation that mathematically models something in real life.

Specifically, it gives the position of an object at a specified time. Different books and teachers use different notation, but I will always indicate a position equation with the

def·i·ni·tion

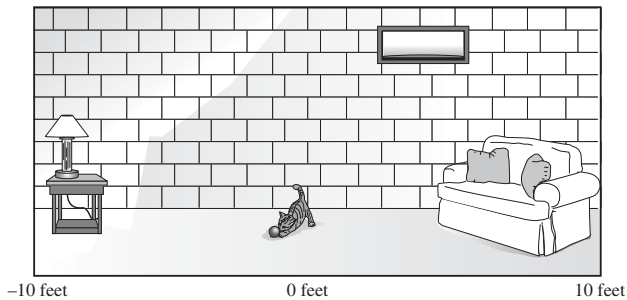
A **position equation** is a mathematical model that outputs an object's position at a given time t . Position is usually given with relation to some fixed landmark, like the ground or the origin, so that a negative position means something. For example, $s(5) = -6$ may mean that the object in question is 6 feet below the origin after 5 seconds have passed.

notation $s(t)$, to stay consistent. By plugging values of t into the equation, you can determine where the object in question was at that moment in time. Just in case you're starting to get stressed out, I'll insert something cute and cuddly into the mix—my cat, Peanut.

Peanut pretty much has the run of my basement, and her favorite pastime (apart from her strange habit of chewing on my eyeglasses) is batting a ball back and forth along one of the basement walls. For the sake of ease, let's say the wall in question is 20 feet long; we'll call the exact middle of the wall position 0, the left edge of the wall (our left, not her left) position -10 , and the right edge of the wall position 10, as in Figure 12.1.

Figure 12.1

The domain of Peanut the cat. For the sake of reference, I have labeled the middle and edges of the room.



Let's examine the kitty's position versus time in a simple example. We'll keep returning to this example throughout the chapter as we compound our knowledge of derivatives and motion (and cat recreation).

Example 1: During the first four seconds of a particularly frisky playtime, Peanut's position (in feet at time = t seconds) along the wall is given by the equation $s(t) = t^3 - 3t^2 - 2t + 1$. Evaluate and explain what is meant by $s(0)$, $s(2)$, and $s(4)$.

Solution: Plug each number into $s(t)$. A positive answer means she is toward the right of the room, whereas a negative answer means she is to the left of center. The larger the number, the farther she is to the right or left:

$$\begin{aligned}s(0) &= 0^3 - 3 \cdot 0^2 - 2 \cdot 0 + 1 = 1 \\s(2) &= 2^3 - 3 \cdot 2^2 - 2 \cdot 2 + 1 = 8 - 12 - 4 + 1 = -7 \\s(4) &= 4^3 - 3 \cdot 4^2 - 2 \cdot 4 + 1 = 64 - 48 - 8 + 1 = 9\end{aligned}$$

Therefore, when $t = 0$ (i.e., before you start measuring elapsed time), $s(0) = 1$ tells you the cat began 1 foot to the right of the center. Two seconds later ($t = 2$), she had used her lightning-fast kitty movements to travel 8 feet left, meaning she was then only 3 feet from the left wall, and 7 feet left of center. Two seconds after that ($t = 4$), she had moved 16 feet right, now only 1 foot away from the right-hand wall. That is one fast-moving cat.

There's nothing really fancy about the position equation; given a time input, it tells you where the object was at that moment. Notice that the position equation in Example 1 is a nice, continuous, and differentiable polynomial. You can find the derivative awfully easily, but what does the derivative of the position equation represent?



Kelley's Cautions

The position given by $s(t)$ in Example 1 is the horizontal position of the cat—had it meant vertical position, that negative answer would have been disturbing. Every position problem should infer what is meant by its output and will usually include units (such as feet and seconds) as well.



Critical Point

The value $s(0)$ is often called **initial position**, since it gives the position of the object before you start measuring time. Similarly, $v(0)$ and $a(0)$ are the **initial velocity** and **initial acceleration**.

You've Got Problems

Problem 1: A particle moves vertically (in inches) along the y -axis according to the position equation $s(t) = \frac{1}{2}t^3 - 5t^2 + 3t + 6$, where t represents seconds. At what time(s) is the particle 30 inches below the origin?

Velocity

Remember that the derivative describes the rate of change of a function. Therefore, $s'(t)$ describes the velocity of the object in question at any given instant. It makes sense that velocity is equivalent to the rate of change of position, since velocity measures how quickly you move from one position to another. *Speed* also measures how quickly something moves, but speed and velocity are not the same thing.

Velocity combines an object's speed with its direction, whereas speed just gives you the rate at which the object is traveling. Practically speaking, this means that velocity can be negative, but speed cannot. What does a negative velocity mean? It depends on the problem. In a horizontal motion problem (like the Peanut the cat problem), it means velocity towards the left (since the left was defined as the negative direction). In a vertical motion problem, a negative velocity typically means that the object is dropping.



Critical Point

If an object is moving downward at a rate of 15 feet per second, you could say that its velocity is -15 ft/sec, whereas its speed is 15 ft/sec. *Speed is always the absolute value of velocity.*

To find the velocity of an object at any instant, calculate the derivative and plug in the desired time for t . If, however, you want an object's average velocity (i.e., average rate of change), remember that this value comes from the slope of the secant line. Remember how quickly Peanut was darting around in Example 1? Let's get those exact speeds using the derivative.

Example 2: Peanut the cat's position, in feet, for $0 \leq t \leq 4$ seconds is given by $s(t) = t^3 - 3t^2 - 2t + 1$. Find her velocity and speed at times $t = 1$ and $t = 3.5$ seconds, and give her average velocity over the t interval $[1, 3.5]$.

Solution: There are lots of parts to this problem, but none are hard. Start by calculating her velocity at the given times. Remember that the velocity is the first derivative of the position equation, so $s'(t) = v(t) = 3t^2 - 6t - 2$:

$$\begin{aligned}v(1) &= 3 - 6 - 2 = -5 \text{ ft/sec} \\v(3.5) &= 36.75 - 21 - 2 = 13.75 \text{ ft/sec}\end{aligned}$$

Peanut is moving at a speed of 5 ft/sec to the left (since the velocity is negative) at $t = 1$ second, and she is moving much faster, at a speed of 13.75 ft/sec to the right, when $t = 3.5$ seconds. Now to find the average velocity on $[1, 3.5]$ —it's equal to the slope of the line segment connecting the points on the position graph where $t = 1$ and $t = 3.5$. To find these points, plug those values into $s(t)$:

$$s(1) = 1 - 3 - 2 + 1 = -3$$

$$s(3.5) = 42.875 - 36.75 - 7 + 1 = 0.125$$

Calculate the secant slope using the points (1, -3) and (3.5, 0.125):

$$m = \frac{0.125 - (-3)}{3.5 - 1} = 1.25 \text{ ft/sec}$$

Therefore, even though she runs left and right at varying speeds over the time interval [1, 3.5], she averages a rightward speed of 1.25 ft/sec.



Kelley's Cautions

The slope of a position equation's tangent line equals the instantaneous velocity at the point of tangency. The slope of a position equation's secant line gives the average velocity over that interval. Notice that instantaneous and average rates of change are both based on linear slopes drawn on the *position equation*, not its derivative.

You've Got Problems

Problem 2: A particle moves vertically (in inches) along the y -axis according to the position equation $s(t) = \frac{1}{2}t^3 - 5t^2 + 3t + 6$, where t represents seconds. Rank the following from least to greatest: the speed when $t = 3$, the velocity when $t = 7$, and the average velocity on the interval $[2, 6]$.

Acceleration

As velocity is to position, so is acceleration to velocity. In other words, acceleration is the rate of change of velocity. Think about it—if you're driving in a car that suddenly speeds up, the sense of being pushed back in your seat is due to the effects of acceleration. It is not the high rate of speed that makes roller coasters so scary. Aside from their height, it is the sudden acceleration and deceleration of the rides that causes the passengers to experience dizzying effects (and occasionally their previous meal).

To calculate the acceleration of an object, evaluate the second derivative of the position equation (or the first derivative of velocity). To calculate average acceleration, find the slope of the secant line on the velocity function (for the same reasons that average velocity is the secant slope on the position function). Let's head back to the cat of mathematical mysteries one last time.



Critical Point

The units for acceleration will be the same as the units for velocity, except the denominator will be squared. For example, if velocity is measured in feet per second (ft/sec), then acceleration is measured in feet per second per second, or ft/sec².

**Critical Point**

If the first derivative of position represents velocity and the second derivative represents acceleration, the third derivative represents “jerk,” the rate of change of acceleration. Think of jerk as that feeling you get as you switch gears in your car and the acceleration changes. I’ve never seen a problem concerning jerk, but I have known a few mathematicians who were pretty jerky.

Example 3: Peanut the cat’s position, in feet, at any time $0 \leq t \leq 4$ seconds is given by $s(t) = t^3 - 3t^2 - 2t + 1$. When, on the interval $[0,10]$, is she decelerating?

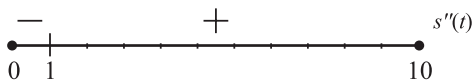
Solution: Since the sign of the second derivative determines acceleration, you want to know when $s''(x)$ is negative. So, make an $s''(x)$ wiggle graph by setting it equal to 0, finding critical numbers, and picking test points (as you did in Chapter 11). The wiggle graph for the second derivative is given in Figure 12.2.

$$\begin{aligned} s'(t) &= v(t) = 3t^2 - 6t - 2 \\ s''(t) &= v'(t) = a(t) = 6t - 6 \\ 6t - 6 &= 0 \\ t &= 1 \end{aligned}$$

The acceleration equation $s''(t)$ is negative on the interval $(0,1)$, so the cat decelerates only between $t = 0$ and $t = 1$.

Figure 12.2

Since $s''(x)$ is negative on $(0,1)$, she is decelerating on that interval.

**You’ve Got Problems**

Problem 3: A particle moves vertically (in inches) along the y -axis according to the position equation $s(t) = \frac{1}{2}t^3 - 5t^2 + 3t + 6$, where t represents seconds. At what time t is the acceleration of the particle equal to -1 in/sec²?

Projectile Motion

One of the easiest types of motion to model in elementary calculus is projectile motion, the motion of an object acted upon solely by gravity. Have you ever noticed that any

**Critical Point**

Unquestionably, one of the grossest examples of projectile motion is in the movie *The Exorcist*. We will not be doing any examples involving pea soup.

thrown object follows a parabolic path to the ground? It is very easy to write the position equation describing that path with only a tiny bit of information. Mind you, these equations can’t give you the *exact* position, since ignoring wind resistance and drag makes the problem much easier.

Scientists often pooh-pooh these little pseudoscientific math applications, saying that ignoring such factors as

wind resistance and drag renders these examples worthless. Math people usually contend that, although not perfect, these examples show how useful even a simple mathematical concept can be.

The position equation of a projectile looks like this:

$$s(t) = -\frac{1}{2}g \cdot t^2 + v_0 \cdot t + h_0$$

You plug the object's initial velocity into v_0 , the initial height into h_0 , and the appropriate gravitational constant into g (which stands for acceleration due to gravity)—if you are working in feet, use $g = 32$, whereas $g = 9.8$ if the problem contains meters. Once you create your position equation by plugging into the formula, it will work just like the other position equations from this chapter, outputting the vertical height of the object in relation to the ground at any time t (for example, a position of 12 translates to a position of 12 feet above ground).

Example 4: Here's a throwback to 1970s television for you. A radio station called WKRP in Cincinnati is running a radio promotion. For Thanksgiving, they are dropping live turkeys from the station's traffic helicopter into the city below, but little do they know that turkeys are not so good at the whole flying thing. Assuming that the turkeys were tossed with a miniscule initial velocity of 2 ft/sec from a safe hovering height of 1,000 feet above ground, how long does it take a turkey to hit the road below, and at what speed will the turkey be traveling at that time?



Critical Point

Notice that g always equals either -32 or -9.8 , depending on the units of the problem. This is because the pull of gravity never changes.

Solution: The problem contains feet, so use $g = 32$ ft/sec²; you're given $v_0 = 2$ and $h_0 = 1,000$, so plug these into the formula to get the position equation of $s(t) = -16t^2 + 2t + 1,000$. You want to know when they hit the ground, which means they have a position of 0, so solve the equation $-16t^2 + 2t + 1,000 = 0$. You can use a calculator or the quadratic formula to come up with the answer of $t = 7.9684412$ seconds (the other answer of -7.84 doesn't make sense—a negative answer suggests going back in time, and that's never a good idea, especially with poultry). If you plug that value into $s'(x)$, you'll find that the turkeys were falling at a velocity of -252.990 ft/sec. Oh, the humanity.

You've Got Problems

Problem 4: If a cannonball is fired from a hillside 75 meters above ground with an initial velocity of 100 meters/second, what is the greatest height the cannonball will reach?

The Least You Need to Know

- ◆ The position equation tells you where an object is at any time t .
- ◆ The derivative of the position equation is the velocity equation, and the derivative of velocity is acceleration.
- ◆ If you plug 0 into position, velocity, or acceleration, you'll get the initial value for that function.
- ◆ The formula for the position of a projectile is $s(t) = -\frac{1}{2}g \cdot t^2 + v_0 \cdot t + b_0$.

Chapter 13

Common Derivative Applications

In This Chapter

- ◆ Limits of indeterminate expressions
- ◆ The Mean Value Theorem
- ◆ Rolle's Theorem
- ◆ Calculating related rates
- ◆ Maximizing and minimizing functions

It's been a fun ride, but our time with the derivative is almost through. Don't get too emotional yet—I've saved the best for last, and this chapter will be a hoot (if you like word problems, that is). Just like in the last chapter, we'll be looking at the relationship between calculus and the real world, and you'll probably be surprised by what you can do with very simple calculus procedures.

This chapter has it all: cool shortcuts, a few more existence theorems, romance, adventure, and the two topics most first-year calculus students find the trickiest. For the sake of predictability, we'll go through the topics in the order of difficulty, starting with the easiest and progressing to the more advanced.

Evaluating Limits: L'Hôpital's Rule

Way, way back, many chapters ago, in a galaxy far, far away, you were stressed about limits. Since then, you've had a whole lot more to stress about, so it's high time we distressed you a bit. Little did you know that as you were plugging away, learning derivatives, you also learned a terrific shortcut for finding limits. This shortcut (called *L'Hôpital's Rule*) can be used to find limits that, after substitution, are in indeterminate form.



Critical Point

L'Hôpital's Rule can only be used to calculate limits that are indeterminate (i.e., the value cannot immediately be found). The most common indeterminate forms are $\frac{\pm\infty}{\pm\infty}$ and $0 \cdot \infty$.

To show just how useful L'Hôpital's Rule is, we'll return briefly to Chapter 6 and fish out two limits we couldn't previously calculate by hand. These two limits will comprise the next example. The first limit we could only memorize (but couldn't justify via any of our methods at the time). We calculated the second limit using a little trick (comparing degrees for limits at infinity), but that method was a trick only. We had no proof or justification for it at all. Finally, a little pay dirt for the curious at heart.

L'Hôpital's Rule: If $h(x) = \frac{f(x)}{g(x)}$ and $\lim_{x \rightarrow c} h(x)$ is in indeterminate form (e.g., $\frac{0}{0}$ or $\frac{\infty}{\infty}$),

then $\lim_{x \rightarrow c} h(x) = \lim_{x \rightarrow c} \frac{f'(x)}{g'(x)}$. In other words, take the derivatives of the numerator and denominator separately (not via the Quotient Rule) and substitute in c again to find the limit.



Kelley's Cautions

You can only use L'Hôpital's Rule (pronounced *low-pee-TOWELS*) if you have indeterminate form after substituting—it will not work for other, more common, limits.

Example 1: Calculate both of the following limits using L'Hôpital's Rule:

a) $\lim_{x \rightarrow 0} \frac{\sin x}{x}$

Solution: If you substitute in $x = 0$, you get $\frac{\sin 0}{0} = \frac{0}{0}$, and $\frac{0}{0}$ is in indeterminate form. So apply L'Hôpital's Rule by taking the derivative of $\sin x$ (which is $\cos x$) and the derivative of x (which is 1) and replacing those pieces with their derivatives:

$$\lim_{x \rightarrow 0} \frac{\cos x}{1}$$

Now substituting won't give you $\frac{0}{0}$. In fact, substituting gives you $\cos 0$, which equals 1. You learned that 1 was the answer in Chapter 6, but now you know why.

$$\text{b) } \lim_{x \rightarrow \infty} \frac{5x^3 + 4x^2 - 7x + 4}{2 + x - 6x^2 + 8x^3}$$

Solution: If you plug in $x = \infty$ for all the x 's you get a huge number on top divided by a huge number on the bottom $\left(\frac{\infty}{\infty}\right)$, which is in indeterminate form so apply L'Hôpital's Rule:

$$\lim_{x \rightarrow \infty} \frac{15x^2 + 8x - 7}{1 - 12x + 24x^2}$$

Uh oh. Substitution *still* gives you $\frac{\infty}{\infty}$. Never fear—keep applying L'Hôpital's Rule until substituting gives you a legitimate answer:

$$\lim_{x \rightarrow \infty} \frac{30x + 8}{-12 + 48x}$$

$$\lim_{x \rightarrow \infty} \frac{30}{48} = \frac{30}{48} = \frac{5}{8}$$

Once there are no more x 's in the problem $\left(\lim_{x \rightarrow \infty} \frac{30}{48}\right)$, no substitution is necessary, and the answer falls out like a ripe fruit.

You've Got Problems

Problem 1: Evaluate $\lim_{x \rightarrow \infty} (x^{-2} \cdot \ln x)$ using L'Hôpital's Rule. *Hint:* Begin by writing the expression as a fraction.

More Existence Theorems

Man has struggled for centuries to define life and to determine what, exactly, defines existence. Descartes once mused, "I think, therefore I am," suggesting that thought defined existence. Most calculus students go one step further, lamenting, "I am in mental anguish, therefore I am in calculus." Philosophy aside, the next two theorems don't try to answer such deep questions; they simply state that something exists, and that's good enough for them.

**Critical Point**

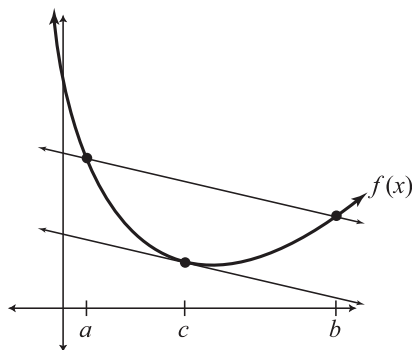
It's called the *Mean Value Theorem* because a major component of it is the average (or mean) rate of change for the function. It has no twin called the *Kind Value Theorem*.

The Mean Value Theorem

This neat little theorem gives an explicit relationship between the average rate of change of a function (i.e., the slope of a secant line) and the instantaneous rate of change of a function (i.e., the slope of a tangent line). Specifically, it guarantees that at some point on a closed interval, the tangent line will be parallel to the secant line for that interval (see Figure 13.1).

Figure 13.1

Here, the secant line is drawn connecting the endpoints of the closed interval $[a, b]$. At $x = c$, which is on that interval, the tangent line is parallel to the secant line.

**Critical Point**

The Mean Value Theorem makes good sense. Think of it like this. If, on a 2-hour car trip, you averaged 50 miles per hour, then (according to the Mean Value Theorem) at least once during the trip, your speedometer actually read 50 mph.

Mathematically, parallel lines have equal slopes. Therefore, there is always some place on an interval where a continuous function is changing at exactly the same rate it's changing on average for the entire interval. Here's the theorem in math jibber jabber:

The Mean Value Theorem: If a function $f(x)$ is continuous and differentiable on the closed interval $[a, b]$, then there exists a point c between a and b such that $f'(c) = \frac{f(b) - f(a)}{b - a}$. In other words, a point c is guaranteed to exist such that the derivative there ($f'(c)$) is equal to the slope of the secant line for the interval $[a, b]$ $\left(\frac{f(b) - f(a)}{b - a}\right)$.

Example 2: At what x -value(s) on the interval $[-2, 3]$ does the graph of $f(x) = x^2 + 2x - 1$ satisfy the Mean Value Theorem?

Solution: Somewhere, the derivative must equal the secant slope; so start by finding the derivative of $f(x)$:

$$f'(x) = 2x + 2$$

That was easy. Now find the secant slope over the interval $[-2,3]$. To calculate it, first plug -2 and 3 into the function to get the secant's endpoints: $(-2,-1)$ and $(3,14)$:

$$\frac{y_2 - y_1}{x_2 - x_1} = \frac{14 - (-1)}{3 - (-2)} = \frac{15}{5} = 3$$

Therefore, at some point on the interval, the derivative, $f'(x) = 2x + 2$, and the secant slope you calculated, 3 , must be equal:

$$2x + 2 = 3$$

$$2x = 1$$

$$x = \frac{1}{2}$$

Look at the graph of $f(x)$ in Figure 13.2 to verify that the tangent line at $x = \frac{1}{2}$ is parallel to the secant line connecting $(-2,-1)$ and $(3,14)$.

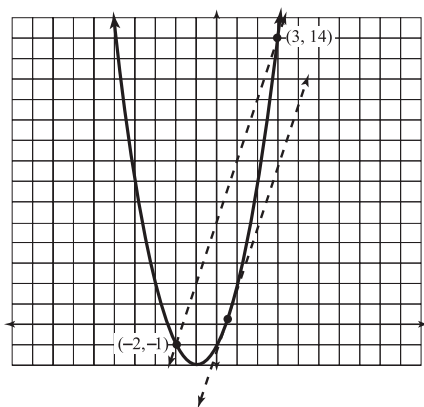


Figure 13.2

Equal secant and tangent slopes result in parallel secant and tangent lines.

You've Got Problems

Problem 2: Given the function $g(x) = \frac{1}{x}$, find the x -value that satisfies the Mean Value Theorem on the interval $[\frac{1}{4}, 1]$.

Rolle's Theorem

Rolle's Theorem is a specific case of the Mean Value Theorem. It says that if the slope of a function's secant line is 0 (in other words, the secant line is horizontal because the end-points of the interval are located at the exact same height on the graph) then somewhere on that interval, the tangent slope will also be 0. Since you already understand the Mean Value Theorem, this isn't new information. Our previous theorem guaranteed the lines would have the same slope no matter what the secant slope was. Here's how Rolle's Theorem is defined mathematically:

Rolle's Theorem: If a function $f(x)$ is continuous and differentiable on a closed interval $[a,b]$ and $f(a) = f(b)$, then there exists a c between a and b such that $f'(c) = 0$.

Let's prove this with the Mean Value Theorem—it guarantees that the secant slope will equal the tangent slope somewhere on $[a,b]$. The secant slope connecting the points $(a,f(a))$

and $(b,f(b))$ is $\frac{f(b)-f(a)}{b-a}$, but since the theorem states that $f(a) = f(b)$, this fraction

becomes $\frac{0}{b-a} = 0$. Therefore, the slope of the secant line is 0. According to the Mean Value Theorem, $f'(x)$ has to equal 0 somewhere inside the interval, at a point Rolle's Theorem calls c .

Related Rates

Related rates problems are among the most popular problems (for teachers) and feared problems (for students) in calculus. You can tell if a given problem is a related rates problem because it will contain wording like “how quickly is ... changing?” Basically you're asked to figure out how quickly one variable in a problem is changing if you know how quickly another variable is changing. No two problems will be alike, but the procedure is exactly the same for all problems of this type, and they actually get to be sort of fun once you get used to them.

Let's walk through a classic related rates problem: a ladder sliding down the side of a house dilemma. The only step that will differ between this and any other related rates problem is the very first one: finding an equation that characterizes the situation. Once you get past that initial step, everything is smooth sailing.

Example 3: Goofus and Gallant (of *Highlights* magazine fame), are painting my house. Whereas Gallant properly secured his 13-foot ladder before climbing it, Goofus did not, and as he climbs his ladder, it slides down the side of the house at a constant rate of 2 feet/second. How quickly is the base of the ladder sliding horizontally away from the house when the top of the ladder is 5 feet from the ground?

Solution: You can tell this is a related rates problem because it's asking you to find how quickly something is changing or moving. I always start these by drawing a picture of the situation (see Figure 13.3).

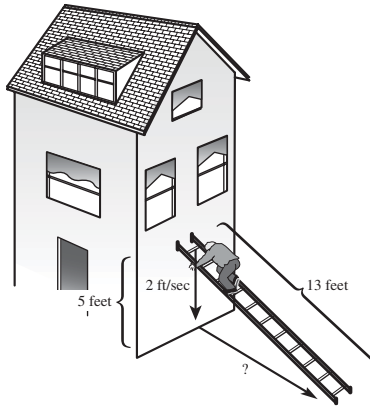


Figure 13.3

Recipe for disaster: the 13-foot ladder, with its top only 5 feet from the ground, and Goofus heroically clinging to it.

You need to pick an equation that represents the situation. Notice that the ladder, the house, and the ground make a right triangle; the problem gives you information about the lengths of the legs of a right triangle. Therefore, you should use the Pythagorean Theorem as your primary equation, as it relates the lengths of the sides of a right triangle. To make it easier to visualize, I will strip away all of the extraneous visual information:

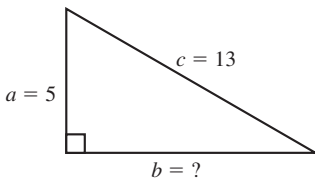


Figure 13.4

Goofus's predicament, minus the clever illustrations.

According to Figure 13.4 (and the Pythagorean theorem), you know that $a^2 + b^2 = c^2$.

Warning: don't plug in any values you know (like $a = 5$) until you complete the next step, which is differentiating everything with respect to t :

$$2a \frac{da}{dt} + 2b \frac{db}{dt} = 2c \frac{dc}{dt}$$



Kelley's Cautions

Remember, you won't use the Pythagorean Theorem for every related rates problem. You'll have to pick your primary equation based on the situation. Look at Problem 3 for a different example.

**Kelley's Cautions**

If a variable is decreasing in size, its accompanying rate must be negative. In Example 3, since a is decreasing at 2 ft/sec, $\frac{da}{dt} = -2$, not 2.

You might be wondering, “What does $\frac{da}{dt}$ mean?” It represents how quickly a is changing. The problem tells you that the ladder is falling, so side a is actually getting smaller at a rate of 2 ft/sec, so write $\frac{da}{dt} = -2$. At

this moment, you have no idea what $\frac{db}{dt}$ equals, because that’s the quantity you’re looking for. However, you do know that $\frac{dc}{dt} = 0$, because c (the length of the ladder)

will not change as it slides down the house. Now you know most of the variables in the equation. In fact, you can even calculate $b = 12$ using the Pythagorean Theorem, knowing that the other sides of the triangle are 5 and 13. So plug in everything you know:

$$2 \cdot 5 \cdot (-2) + 2 \cdot 12 \cdot \frac{db}{dt} = 2 \cdot 13 \cdot 0$$

All you have to do is solve for $\frac{db}{dt}$ and you’re finished:

$$\begin{aligned} -20 + 24 \frac{db}{dt} &= 0 \\ \frac{db}{dt} &= \frac{20}{24} = \frac{5}{6} \text{ ft/sec} \end{aligned}$$

**Kelley's Cautions**

If you’re wondering where all those $\frac{da}{dt}$ ’s, and $\frac{db}{dt}$ ’s are coming from, flip back to Chapter 10.

Therefore, b is increasing at a rate of $\frac{5}{6}$ ft/sec, and that’s how quickly the base of the ladder is sliding away from the house.

Here are the steps to completing a related rates problem:

1. Construct an equation containing all the necessary variables.
2. Before substituting any values, differentiate the entire equation with respect to t .
3. Plug in values for all the variables except the one for which you’re solving.
4. Solve for the unknown variable.

You’ve Got Problems

Problem 3: You’ve heard it’s a bad idea to buy pets at mall pet stores, but you couldn’t resist buying an adorable little baby cube. Well, after three months of steady eating, it’s begun to grow. In fact, its volume is increasing at a constant rate of 5 cubic inches a week. How quickly is its surface area increasing when one of its sides measures 7 inches?

Optimization

Even though optimization is (arguably) the most feared of all differentiation applications, I have never understood why. When you're looking for the biggest or smallest something can get (i.e., optimizing), all you have to do is create a formula representing that quantity and then find the relative extrema using wiggle graphs. You've been doing these things a while now, so don't get freaked out unnecessarily. To explore optimization, we'll again examine a classic calculus problem that has haunted students like you for years and years.

Example 4: If you create a box by cutting congruent squares from the corners of a piece of paper measuring 11 by 14 inches, give the dimensions of the box with the largest possible volume. (Assume that the box has no lid.)

Solution: Back in Chapter 1, I hinted about how to create a box out of a flat piece of paper. Try it for yourself. Place a rectangular sheet of paper in front of you and cut congruent squares from the corners. You'll end up with smaller rectangles along the sides of your paper. Fold these up, toward you, along the seam created by the inner sides of the recently removed squares. Can you see how the rectangles left correspond to dimensions of the box (see Figure 13.5)?

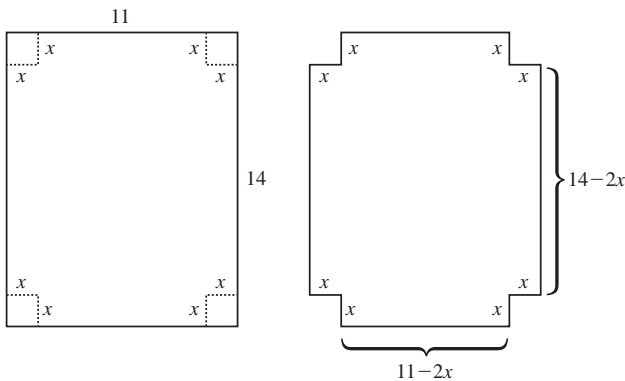


Figure 13.5

The height of the box will be x inches, since the side length of the cut-out squares dictates how deeply to fold the paper.

I have labeled the sides of the corner squares as x in Figure 13.5. Once you cut out those squares, the length of the top and bottom is $11 - 2x$, since it was 11 inches and you removed two lengths, each measuring x inches. Similarly, the sides of the box will measure $14 - 2x$ inches.

Now that you have a good idea what is happening visually, let's get hip-deep in the math. You are trying to make the largest possible volume, so your primary equation should be for volume for this box. The volume for any box like this is $V = l \cdot w \cdot h$, where l = length, w = width, and h = height. Plug in the correct values for l , w , and h :



Kelley's Cautions

As you plug the variables into the primary equation, your goal should be to have only one main variable. In Example 4, you change l , w , and h so they all contain only one variable (x). Don't worry that V is a variable—you don't deal with the left side of the equation at all.

$$V = (14 - 2x)(11 - 2x)x$$

$$V = 4x^3 - 50x^2 + 154x$$

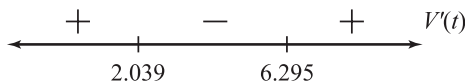
If you plug in any x , this function gives you the volume of the box generated when squares of side x are cut out. Cool, eh? You want to find the value of x that makes V the largest, so find the value guaranteed by the Extreme Value Theorem. Take the derivative with respect to x and do a wiggle graph (see Figure 13.6), just like you did in Chapter 11.

$$V' = 12x^2 - 100x + 154 = 0$$

$$6x^2 - 50x + 77 = 0$$

Figure 13.6

The wiggle graph for V' .
A relative maximum occurs at $x \approx 2.039$.



Even though $x = 6.295$ appears to be a minimum, the answer doesn't make sense (see the “Kelley's Cautions” sidebar). The maximum volume is reached when $x = 2.039$ (because V' changes from positive to negative there, meaning that V goes from increasing to decreasing), so the optimal dimensions are 2.039 inches by 6.922 inches by 9.922 inches (x , $11 - 2x$, and $14 - 2x$, respectively).



Kelley's Cautions

In Example 4, consider only values of x between 0 and 5.5. Why? Well, if x is less than 0, you're not cutting out any squares, and if x is greater than 5.5, then the $(11 - 2x)$ width of your box becomes 0 or smaller, and that's just not allowed. A real-life box must have some width.

Here are the steps for optimizing functions:

1. Construct an equation in one variable that represents what you are trying to maximize.
2. Find the derivative with respect to the variable in the problem and draw a wiggle graph.
3. Verify your solutions as the correct extrema type (either maximum or minimum) by viewing the sign changes around it in the wiggle graph.

You've Got Problems

Problem 4: What is the minimum product you can achieve from two real numbers, if one of them is three less than twice the other?

The Least You Need to Know


- ◆ L'Hôpital's Rule is a shortcut to finding limits that are indeterminate when you try to solve them using substitution.
- ◆ The Mean Value Theorem guarantees that the secant slope on an interval will equal the tangent slope somewhere on that interval—i.e., the average rate of change must somewhere be equal to the instantaneous rate of change.
- ◆ You can determine how quickly a variable is changing in an equation if you know how quickly the other variables in the equation are changing.
- ◆ The first derivative can help you determine where a function reaches its optimal values.


Part 4

The Integral

For those of you with a good background in superhero (or Seinfeld) lore, you'll know what I mean by Bizarro world. In Bizarro world, everything is the opposite of this world; good means bad, up means down, and right means left. Since Superman is smart in our world, Bizarro Superman is stupid. Well, integrals are Bizarro derivatives. Deriving takes us from a function to an expression describing its rate of change, but integrating takes us the opposite direction—from the rate of change back to the original function.

Even though integrating is simply the opposite of deriving, you might think that its usefulness would be limited. You'd be wrong. There are just about as many applications for integrals as there were for derivatives, but they are completely different in nature. Instead of finding rates of change, we'll calculate area, volume, and distance traveled. We'll also explore the Fundamental Theorem of Calculus, which explains the exact relationship between integrals and the area beneath a curve. It's surprising how straightforward that relationship is and how dang useful it can be.





Chapter 14

Approximating Area

In This Chapter

- ◆ Using rectangles to approximate area
- ◆ Right, left, and midpoint sums
- ◆ Trapezoidal approximations
- ◆ Parabolic approximations with Simpson's Rule

Have you ever seen the movie *Speed* with Keanu Reeves and Sandra Bullock? If not, here's a recap. Everyone's trapped in this city bus, which will explode if the speedometer goes below 50 mph. So, you've got this killer, runaway bus that's flying around the city and can't stop—the perfect breeding ground for destruction, disaster, high drama, mayhem, and a budding romance between the movie's two stars. (Darn that Keanu ... talk about being in the right place at the right time)

By now, you probably feel like you're on that bus. Calculus is tearing all over the place, never slowing down, never stopping, and (unfortunately) never inhabited by such attractive movie stars. The more you learn about derivatives, the more you have to remember about the things that preceded them. Just when you understand something, another (seemingly unrelated) topic pops up to confound your understanding. When will this bus slow down? Actually, the bus slows down right now.

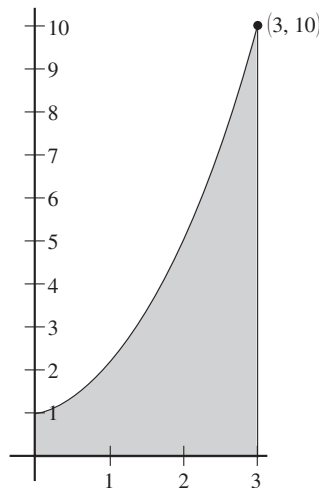
You may feel a slight lurching in the pit of your stomach as we slow to a complete stop, and start discussing something completely and utterly different for a while. Until now, we have spent a ton of time talking about rates of change and tangent slopes. That's pretty much over. Instead, we're going to start talking about finding the area under curves. I know that's a big change, but it'll all come together in the end. For now, take a deep breath, and enjoy a much slower pace for a few chapters as we talk about something different. And if you see Sandra Bullock, tell her I said hi.

Riemann Sums

Let me begin by saying something deeply philosophical. Curves are really, really curvy. It is this inherent curviness that makes it hard to find the area beneath them. For example, take a look at the graph of $y = x^2 + 1$ in Figure 14.1 (only the interval $[0,3]$ is pictured).

Figure 14.1

If only the shaded region between $y = x^2 + 1$ and the x -axis were a square or a rectangle—that would make finding the area so much easier.



We want to try and figure out exactly how much area is represented by the shaded space. We don't have any formulas from geometry to help us find the area of such a curved figure, so we're going to need to come up with some new techniques. To start with, we're going to approximate that area using figures for which we already have area formulas. Even though it seems kind of lame, we're going to approximate the shaded area using rectangles. The process of using rectangles to approximate area is called *Riemann sums*.

def·i·ni·tion

A **Riemann sum** is an approximation of an area calculated using rectangles. We are using very simple Riemann sums. Some calculus courses will explore very complicated sums, which involve crazy formulas containing sigma signs (Σ). These are a little beyond us, and they really don't help you understand the underlying calculus concepts at all, so I omit them.

Right and Left Sums

I am going to approximate that shaded area beneath $y = x^2 + 1$ using three rectangles. Since I am only finding the area on the x -interval $[0,3]$, that means I will be using three rectangles, each of width 1. (If I had been using six rectangles on an interval of length 3, each rectangle would have width $\frac{1}{2}$.) How high should I make each rectangle? Well, I choose to use a *right sum*, which means that the rectangles will be the height reached by the function at the right side of each interval, as pictured in Figure 14.2.



Critical Point

When I say we are looking for the area *beneath* the curve, I actually mean the area *between* the curve and the x -axis; otherwise, the area beneath a curve would almost always be infinite. You can always assume that you are finding the area between the curve and the x -axis unless the problem states otherwise.

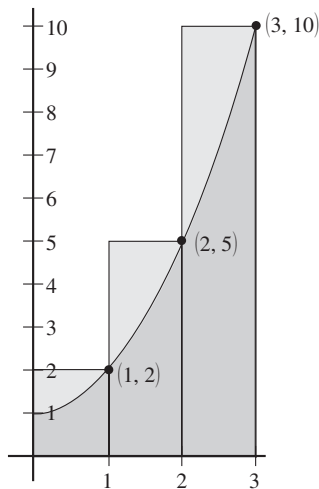


Figure 14.2

I am using three rectangles to approximate the area on $[0,3]$. The three rectangles cover the intervals $[0,1]$, $[1,2]$, and $[2,3]$.

The rectangle on $[0,1]$ will have the height reached at the far right side of the interval (i.e., $x = 1$), which is 2. Similarly, the second rectangle is 5 units tall, since that is the height of the function at $x = 2$, the right side of its interval. Therefore, the heights of the rectangles are 2, 5, and 10, from left to right. The width of each rectangle is 1.

We can approximate the area beneath the curve by adding the areas of the three rectangles together. Since the area of a rectangle is equal to its length times its width, the total area captured by the rectangles is $1 \cdot 2 + 1 \cdot 5 + 1 \cdot 10 = 17$. Therefore, the right Riemann approximation with $n = 3$ rectangles is 17.



Critical Point

It was easy to see that the width of every rectangle in our right sum was 1. If the width of the rectangles is not so obvious, use the width formula $\Delta x = \frac{b-a}{n}$ to calculate the width. In this formula, the interval $[a,b]$ is split up into n different rectangles, and each will have width Δx . In our right sum example, $\Delta x = \frac{3-0}{3} = 1$, since we are splitting up the interval $[0,3]$ into $n = 3$ rectangles.

def•i•n•i•t•i•o•n

The kind of sum you're calculating depends on how high you make the rectangles. If you use the height at each rectangle's left boundary, you're finding **left sums**. If you use the height at the right boundary of each rectangle, the result is **right sums**. Obviously, **midpoint sums** use the height reached by the function in the middle of each interval.

Clearly, the area covered by the rectangles is much more than is beneath the curve. In fact, it looks like a lot more. This should tell you that we have got to come up with better methods later (and indeed we will). For now, let's have a go at the same area problem, but this time use four rectangles and *left sums*.

Example 1: Approximate the area beneath the curve $f(x) = x^2 + 1$ on the interval $[0,3]$ using a left Riemann sum with four rectangles.

Solution: To find how wide each of the four rectangles will be, use the formula $\Delta x = \frac{b-a}{n}$:

$$\Delta x = \frac{3-0}{4} = \frac{3}{4}$$

If each of the four intervals is $\frac{3}{4}$ wide, and the rectangles start at 0, then the rectangles will be defined by the intervals $\left[0, \frac{3}{4}\right]$, $\left[\frac{3}{4}, \frac{3}{2}\right]$, $\left[\frac{3}{2}, \frac{9}{4}\right]$ and $\left[\frac{9}{4}, 3\right]$. (This is because $0 + \frac{3}{4} = \frac{3}{4}$, $\frac{3}{4} + \frac{3}{4} = \frac{6}{4} = \frac{3}{2}$, etc.) You will be using the heights reached by the function at the left boundary of each interval. Therefore, the heights will be $f(0)$, $f\left(\frac{3}{4}\right)$, $f\left(\frac{3}{2}\right)$, and $f\left(\frac{9}{4}\right)$, as illustrated in Figure 14.3.

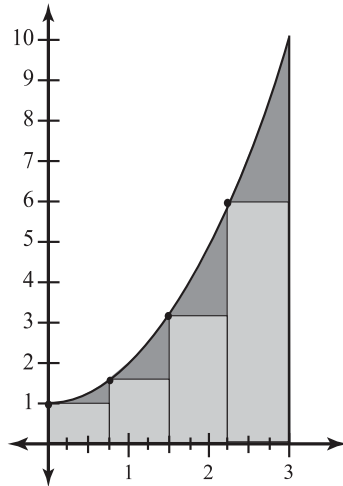


Figure 14.3

Each of the four rectangles is $\frac{3}{4}$ wide, and they are as high as the function $f(x) = x^2 + 1$ at the left edge of each rectangle, hence left sums is the result.

The area of each rectangle is its width times its height, so the total area is

$$\begin{aligned} & \frac{3}{4} \cdot f(0) + \frac{3}{4} \cdot f\left(\frac{3}{4}\right) + \frac{3}{4} \cdot f\left(\frac{3}{2}\right) + \frac{3}{4} \cdot f\left(\frac{9}{4}\right) \\ & \frac{3}{4} \cdot 1 + \frac{3}{4} \cdot \frac{25}{16} + \frac{3}{4} \cdot \frac{13}{4} + \frac{3}{4} \cdot \frac{97}{16} = \frac{285}{32} \approx 8.906 \end{aligned}$$

This number underestimates the actual area beneath the curve, since there are large pieces of that area missed by our rectangles.

Midpoint Sums

Calculating midpoint sums is very similar to right and left sums. The only difference is (you guessed it) how you define the heights of the rectangles. In our ongoing example of $f(x) = x^2 + 1$ on the x -interval $[0, 3]$, let's say we wanted to calculate midpoint sums using (to make it easy) $n = 3$ rectangles. As before, the intervals defining the rectangles' boundaries will be $[0, 1]$, $[1, 2]$, and $[2, 3]$, and each rectangle will have a width of 1. What about the heights?

Look at the interval $[0, 1]$. If we were using left sums, the height of the rectangle would be $f(0)$. Using right sums, it'd be $f(1)$. However, we're using midpoint sums, so you use the function value at the *midpoint* of the interval, which in this case is $\frac{1}{2}$. Therefore, the

height of the rectangle is $f\left(\frac{1}{2}\right)$. If you apply this to all three intervals, the midpoint Riemann approximation of the area would be

$$1 \cdot f\left(\frac{1}{2}\right) + 1 \cdot f\left(\frac{3}{2}\right) + 1 \cdot f\left(\frac{5}{2}\right) = \frac{47}{4} = 11.75$$

You've Got Problems

Problem 1: Approximate the area beneath the curve $g(x) = -\cos x$ on the interval $\left[\frac{\pi}{2}, \frac{3\pi}{2}\right]$ using $n = 4$ rectangles and (1) left sums, (2) right sums, and (3) midpoint sums.

The Trapezoidal Rule

Unfortunately, unless you use a ton of rectangles, Riemann sums are just not all that accurate. The Trapezoidal Rule, however, is a much more accurate way to approximate area beneath

a curve. Instead of constructing rectangles, this method uses small trapezoids. In effect, these trapezoids look the same as their predecessor rectangles near their bases, but completely different at the top. To construct the trapezoids, you mark the height of the function at the beginning and end of the width interval (which is still calculated by the formula $\Delta x = \frac{b-a}{n}$) and connect those two points. Figure 14.4 shows how the Trapezoidal Rule approximates the area beneath our favorite function in the whole world, $y = x^2 + 1$.

There's a lot less room for error with this rule, and it's actually just as easy to use as Riemann sums were. One difference—this one requires that you memorize a formula.



Critical Point

If you're dying to know the actual area beneath $y = x^2 + 1$ on the interval $[0, 3]$, it is exactly 12. Of our approximations so far, the midpoint sum came the closest (even though we used only three rectangles with this method but four with left sums).



Critical Point

This is going to freak you out. Remember how the left and right sums offset one another when we approximated the area beneath $y = x^2 + 1$ —one too big and the other too small? Well, the Trapezoidal Rule (with n trapezoids) is exactly the average of the left and right sums (with n rectangles). We already know that the right sum of $y = x^2 + 1$ (with $n = 3$) is 17. You can find the corresponding left sum to be 7. If you calculate the Trapezoidal Rule approximation (with $n = 3$ trapezoids), you get 12, which is the average of 7 and 17.

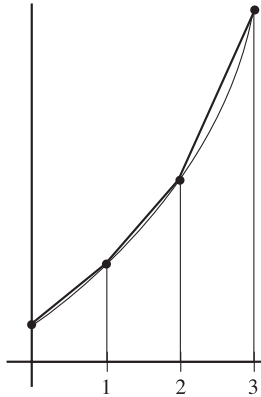


Figure 14.4

The “tops” of our approximating shapes are no longer parallel to the x -axis. Instead, they connect the function’s heights at the interval endpoints.

The Trapezoidal Rule: The approximate area beneath a continuous curve $f(x)$ on the interval $[a,b]$ using n trapezoids equals

$$\frac{b-a}{2n} (f(a) + 2f(x_1) + 2f(x_2) + 2f(x_3) + \cdots + 2f(x_{n-1}) + f(b))$$

In practice, you pop the correct numbers into the fraction at the beginning and then evaluate the function at every interval boundary. Except for the endpoints, you’ll multiply all the values by 2.

The area of any trapezoid is one half of the height times the sum of the bases (the bases are the parallel sides). For the trapezoid in Figure 14.5, the area is $\frac{1}{2}b(b_1 + b_2)$. You may not be used to seeing trapezoids tipped on their side like this—in geometry, the bases are usually horizontal, not vertical. The reason you see all those 2’s in the Trapezoidal Rule is that every base is used twice for consecutive trapezoids except for the bases at the endpoints.

Let’s go straight into an example, and you’ll see that the Trapezoidal Rule is not very hard at all. Just for grins, let’s use $f(x) = x^2 + 1$ yet again to see if the Trapezoidal Rule can beat out our current best estimate of 11.75 given by the midpoint sum.

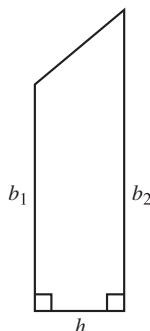


Critical Point

There is another way to get better approximations using Riemann sums. If you increase the number of rectangles you use, the amount of error decreases. However, the amount of calculating you have to do increases. Eventually, we’ll find a way to obtain the *exact* area without much work at all. It’s actually rooted in Riemann sums, but uses an *infinite* number of rectangles in order to eliminate any error completely.

Figure 14.5

Our approximation trapezoids are simply right trapezoids shoved onto their sides, with bases b_1 and b_2 and height h .



Kelley's Cautions

Even though the Trapezoidal Rule's formula contains the expression $\frac{b-a}{2n}$, you still use the formula $\frac{b-a}{n}$ to find the width of the trapezoids. Don't get them confused—they are separate formulas.

Example 2: Approximate the area beneath $f(x) = x^2 + 1$ on the interval $[0,3]$ using the Trapezoidal Rule with $n = 5$ trapezoids.

Solution: Since you are using five trapezoids, you need to determine how wide each will be, so apply the Δx formula:

$$\Delta x = \frac{b-a}{n} = \frac{3-0}{5} = \frac{3}{5}$$

Therefore, the boundaries of the intervals will start at $x = 0$ and progress in steps of $\frac{3}{5}$: $0, \frac{3}{5}, \frac{6}{5}, \frac{9}{5}, \frac{12}{5}$, and 3 . These numbers belong in the formula as a, x_1, x_2, x_3, x_4 , and b . So according to the Trapezoidal Rule, the area is approximately:

$$\begin{aligned} & \frac{3-0}{2(5)} \left(f(0) + 2f\left(\frac{3}{5}\right) + 2f\left(\frac{6}{5}\right) + 2f\left(\frac{9}{5}\right) + 2f\left(\frac{12}{5}\right) + f(3) \right) \\ &= \frac{3}{10} \left(1 + 2 \cdot \frac{34}{25} + 2 \cdot \frac{61}{25} + 2 \cdot \frac{106}{25} + 2 \cdot \frac{169}{25} + 10 \right) \\ &= \frac{609}{50} = 12.18 \end{aligned}$$

This is actually the closest approximation yet, although it is a bit too big. Had this curve been concave down instead of up, the result would have underestimated the area. Can you see why? The teeny bit of error would have been outside, rather than inside, the curve.

You've Got Problems

Problem 2: Approximate the area beneath $y = \sin x$ on the interval $[0, \pi]$ using the Trapezoidal Rule with $n = 4$ trapezoids.

Simpson's Rule

Our final area-approximating tool is Simpson's Rule. Geometrically, it creates tiny little parabolas (rather than the slanted trapezoidal interval roofs) to wrap even closer around the function we're approximating. The formula is astonishingly similar to the Trapezoidal Rule, but here's the catch: you can only use an even number of subintervals.

Simpson's Rule: The approximate area under the continuous curve $f(x)$ on the closed interval $[a, b]$ using an even number of subintervals, n , is ...

$$\frac{b-a}{3n} (f(a) + 4f(x_1) + 2f(x_2) + \dots + 2f(x_{n-2}) + 4f(x_{n-1}) + f(b))$$

In this formula, the outermost terms get multiplied by nothing. However, beginning with the second term, you multiply consecutive terms by 4, then 2, then 4, then 2, etc. Make sure you always start with 4, though. Back to Old Faithful, $f(x) = x^2 + 1$, for an example one more time.

Example 3: Approximate the area beneath that confounded function $f(x) = x^2 + 1$ on the closed interval $[0, 3]$, this time using Simpson's Rule and $n = 6$ subintervals.

Solution: Some quick calculating tells us that our subintervals will have the width of

$$\Delta x = \frac{b-a}{n} = \frac{3-0}{6} = \frac{1}{2}. \text{ Now, to the formula we go:}$$

$$\frac{b-a}{3n} \left(f(0) + 4f\left(\frac{1}{2}\right) + 2f(1) + 4f\left(\frac{3}{2}\right) + 2f(2) + 4f\left(\frac{5}{2}\right) + f(3) \right)$$

Remember to multiply $f\left(\frac{1}{2}\right)$ by 4, the next term by 2, etc. However, the first and last terms get no additional coefficient:

$$\begin{aligned} & \frac{3-0}{3 \cdot 6} \left(1 + 4 \cdot \frac{5}{4} + 2 \cdot 2 + 4 \cdot \frac{13}{4} + 2 \cdot 5 + 4 \cdot \frac{29}{4} + 10 \right) \\ &= \frac{1}{6} (1 + 5 + 4 + 13 + 10 + 29 + 10) = 12 \end{aligned}$$

Whoa! Since Simpson's Rule uses quadratic approximations, and this is a quadratic function, you get the exact answer. This only happens for areas beneath quadratic equations, though.

You've Got Problems

Problem 3: Approximate the area beneath $y = \frac{1}{x}$ on the interval $[1, 5]$ using Simpson's Rule with $n = 4$ subintervals.

The Least You Need to Know

- ◆ Riemann sums use rectangles to approximate the area beneath a curve; the heights of these rectangles are based on the height of the function at the left end, right end, or midpoint of each subinterval.
- ◆ The width of each subinterval in all the approximating techniques is $\Delta x = \frac{b-a}{n}$.
- ◆ The Trapezoidal Rule is the average of the left and right sums, and usually gives a better approximation than either does individually.
- ◆ Simpson's Rule uses intervals topped with parabolas to approximate area; therefore, it gives the exact area beneath quadratic functions.

Chapter 15

Antiderivatives

In This Chapter

- ◆ “Un-deriving” expressions
- ◆ The Power Rule for Integration
- ◆ Integrating trigonometric functions
- ◆ The Fundamental Theorem: the connection to area
- ◆ The key to u -substitution

Are you a little perplexed? Probably. We spent the first 13 chapters of the book discussing complex mathematical procedures, and then suddenly and without warning, we’re calculating the area of rectangles in Chapter 14. Kind of a letdown, I know. Most people have this terrifying view of calculus, and assume that everything in it is impossible to understand; they are usually surprised to be calculating simple areas this deep in the course.

In this chapter, we’ll find *exact* areas beneath a curve. We’ll also uncover one of the most fascinating mathematical relationships of all time: The area beneath a curve is related to the curve’s antiderivative. You heard me right—antiderivative. After all this time learning how to find the derivative of a function, now we’re going to go backward and find the antiderivative. Before, we took $f(x) = x^3 - 2x^2$ and got $f'(x) = 3x^2 - 4x$; now, we’re going to start with the derivative and figure out the original function.

It's a whole new ballgame, and we're going to learn everything from the first half of the course in reverse. For those of us who always seem to do things backwards, this should come as a welcome change! Sound exciting? Sound painful? It's a little from column A and a little from column B.

The Power Rule for Integration

Before we get started, let's talk briefly about what reverse differentiating means. The process of going from the expression $f'(x)$ back to $f(x)$ is called *antidifferentiation* or *integration*—both words mean the same thing. The result of the process is called an *antiderivative* or an *integral*. Integration is denoted using a long, stretched out letter S , like this:

$$\int 2x \, dx = x^2 + C$$

This is read “The integral of $2x$, with respect to x , is equal to x^2 plus some unknown constant” (called the *constant of integration*). This integral expression is called an *indefinite integral* since there are no boundaries on it, whereas an expression such as $\int_1^3 2x \, dx$ is called a *definite integral*, because it contains the *limits of integration* 1 and 3. Both expressions contain a “ dx ”; don't worry at all about this little piece—you don't have to do anything with it. Just make sure its variable matches the variable in the function (in this case, x).

def•i•ni•tion

The opposite of a derivative is called an **antiderivative** or **integral**. If $f(x)$ is the antiderivative of $g(x)$, then $\int g(x) \, dx = f(x) + C$. The process of creating such an expression is called **antidifferentiation** or **integration**. Why do you have to use a **constant of integration**? Lots of functions have the same derivative—for example, both $h(x) = x^3 + 6$ and $j(x) = x^3 - 12$ have the same derivative, $3x^2$. Therefore, when we integrate $\int 3x^2 \, dx$, we say the antiderivative is $x^3 + C$, since we have no way of knowing what constant was in the original function. All indefinite integrals must contain a “ $+ C$ ” in their solution for this reason. An **indefinite integral** has no boundaries next to the integration sign. Its solution is an antiderivative. A **definite integral** has boundaries, called **limits of integration**, next to the integration sign. Its solution is a real number. For example, $\int 2x \, dx = x^2 + C$, but $\int_1^3 2x \, dx = 8$. (You'll learn how to do both of these procedures soon.)

That's a lot of vocabulary for now. Before you get overwhelmed, let's get into the meat of the mathematics. Remember finding simple derivatives with the Power Rule? There's a

way to find simple integrals using the *Power Rule for Integration*. Instead of multiplying the original coefficient by the exponent and then subtracting 1 from the power, you'll *add* 1 to the power and *divide* by the new power.

The Power Rule for Integration: The integral of a single variable to some power is found by adding 1 to the existing exponent and dividing the variable by the new exponent:

$$\int x^n dx = \frac{x^{n+1}}{n+1} + C$$

Remember: you can only use the Power Rule for Integration if you are integrating a single variable to a power, just like the regular Power Rule. However, if the only thing standing in your way is a coefficient, you are allowed to yank it out of the integral to get it out of your way, as indicated in the first example.

Example 1: Evaluate $\int(7x^3 + 6x^5)dx$.

Solution: Even though there are two terms here, each is simply a variable to some power with a coefficient attached. You can actually separate addition or subtraction problems into separate integrals as follows:

$$\int 7x^3 dx + \int 6x^5 dx$$

Don't worry about the \int or dx in the problem. They're the "bookends" of an integral expression, marking where it begins and ends; just integrate whatever falls between them. Before you can apply the Power Rule for Integration, you should "pull out" the coefficients:

$$7 \int x^3 dx + 6 \int x^5 dx$$

Now the expression in each integral looks like the one in the Power Rule for Integration theorem. Add 1 to each power and divide each variable by its new power. The integral sign and the " dx " will disappear, but don't forget to add "+ C " to the end of the problem, since all indefinite integrals require it:

$$7 \cdot \frac{x^4}{4} + 6 \cdot \frac{x^6}{6} + C$$

$$\frac{7}{4}x^4 + x^6 + C$$



Critical Point

According to the Power Rule for Integration, the integral of a constant is a linear term:

$\int 8 dx = 8x + C$. Just glue a variable onto the number and you're done.



Critical Point

You pull the coefficients out of the integrals to make the integration itself easier. As soon as the integration sign is gone, you end up multiplying that coefficient by the integral anyway, so it's not as though it "goes away" somewhere. It just hangs around, waiting for the integration to be done.

You've Got Problems

Problem 1: Evaluate $\int \left(2x^4 + \frac{x^3}{3} + \sqrt{x} \right) dx$.

Integrating Trigonometric Functions

Just like learning trigonometric derivatives, learning trigonometric integrals just means memorizing the correct formulas. If you forget them, you can actually create some of them from scratch easily (like the integral of the tangent function, as you'll see later in the chapter). However, not all of them are quite so easy to build by yourself, so I see some quality memorizing time in your not-too-distant future.

I can tell by that unhappy look on your face that the thought of more memorizing doesn't excite you. (You're going to become even more unhappy if you haven't flipped ahead to the actual formulas yet—they are crazy-looking.) Think back. You had to memorize the multiplication tables in elementary school, remember? This is just sort of the grandfather of the multiplication tables, but important all the same.

And now, with no further ado, here are the trigonometric functions with their anti-derivatives:

- ◆ $\int \sin x \, dx = -\cos x + C$
- ◆ $\int \cos x \, dx = \sin x + C$
- ◆ $\int \tan x \, dx = -\ln|\cos x| + C$
- ◆ $\int \cot x \, dx = \ln|\sin x| + C$
- ◆ $\int \sec x \, dx = \ln|\sec x + \tan x| + C$
- ◆ $\int \csc x \, dx = -\ln|\csc x + \cot x| + C$



Critical Point

All of the integrals on the list containing a "co-" function are negative.

There are a lot of natural log functions in the list of trig integrals. That is due, in no small part, to the fact that $\int \frac{1}{x} dx = \ln|x| + C$, another important formula to memorize.

Here's another, while we're at it: the integral of e^x is itself, just like it was its own derivative; therefore, $\int e^x dx = e^x + C$. Integrating logarithmic functions is very,

very tricky, so we don't even attempt that until Chapter 18. That way you have something to look forward to! (Or dread. Take your pick.)

The Fundamental Theorem of Calculus

Finally, it's time to solve two mysteries of recent origin: (1) How do you find exact areas under curves, and (2) Why are we even mentioning areas—isn't this chapter about integrals? It turns out that the exact area beneath a curve can be computed using a definite integral. This is one of two major conclusions, which together make up the Fundamental Theorem.

Part One: Areas and Integrals Are Related

After all the time we spent approximating it in Chapter 14, we're finally going to calculate the *exact* area beneath $y = x^2 + 1$ on the interval $[0,3]$.

From now on, we're going to equate definite integrals with the area beneath a curve (technically speaking, the area between the function and the x -axis, remember?). Therefore, I can say that the area beneath $x^2 + 1$ on the interval $[0,3]$ is equal to $\int_0^3 (x^2 + 1) dx$.

This new notation is read, "the integral of $x^2 + 1$, with respect to x , from 0 to 3." Unlike indefinite integrals, the solution to a definite integral, such as this one, is a number. That number is, in fact, the area beneath the curve. How in the world do you get that number, you ask? How about a warm welcome for the Fundamental Theorem?

The Fundamental Theorem of Calculus (part one):

If $g(x)$ is the antiderivative of the continuous function $f(x)$, then $\int_a^b f(x) dx = g(b) - g(a)$.

In other words, to calculate the area beneath the curve $f(x)$ on the interval $[a,b]$, you must first integrate the function. Then, plug the upper bound (b) into the integral. From this value, subtract the result you get from plugging the lower bound (a) into the same integral. It's a brilliantly simple process, as powerful as it is elegant.



Critical Point

You will get a negative answer from a definite integral if the area in question is below the x -axis. Whereas the concept of "negative area" may not make sense to you, you automatically assign all area below the x -axis with a negative value.

Example 2: Once and for all, find the *exact* area beneath the curve $f(x) = x^2 + 1$ on the interval $[0,3]$ using the Fundamental Theorem of Calculus.

Solution: This problem asks you to evaluate the definite integral:

$$\int_0^3 (x^2 + 1) dx$$

**Critical Point**

Here are two important properties of definite integrals:

- ◆ $\int_a^a f(x) dx = 0$ (i.e., if the upper and lower limits of integration are equal, the definite integral equals 0)
- ◆ $\int_a^b f(x) dx = -\int_b^a f(x) dx$ (i.e., you can swap the limits of integration if you like—just pop a negative sign out front and everything's cool)

Begin by integrating $x^2 + 1$ using the Power Rule for Integration. When you complete the integral, you no longer write the integration symbol, and you do not write “+ C.” Instead, draw a vertical slash to the right of the integral, and copy the limits of integration onto it. This signifies that the integration portion of the problem is done:

$$\left(\frac{x^3}{3} + x\right)\Big|_0^3$$

Plug 3 into the function (for both x 's) and subtract 0 plugged into the function:

$$\left(\frac{3^3}{3} + 3\right) - \left(\frac{0^3}{3} + 0\right) = 9 + 3 = 12$$

You've Got Problems

Problem 2: Calculate $\int_{\pi/2}^{3\pi/2} \cos x dx$. Explain what is meant by the answer.

Part Two: Derivatives and Integrals Are Opposites

I kind of spoiled this revelation for you already—I'm sorry. However, the second major conclusion of the Fundamental Theorem still holds some surprises. Let's check out the theorem first:

The Fundamental Theorem of Calculus (part two): If $f(x)$ is a continuous and differentiable function, $\frac{d}{dx} \left(\int_a^{f(x)} g(y) dy \right) = g(f(x)) \cdot f'(x)$, if a is a real number.

That looks unsightly. Here's what it means without all the gobbledygook. Let's say you're taking the derivative of a definite integral whose lower bound is a constant (i.e., just a number) and whose upper bound contains a variable. If you take the derivative of the entire integral with respect to the variable in the upper bound, the answer will be the function inside the integral sign (unintegrated), with the upper bound plugged in, multiplied by the

derivative of the upper bound. This theorem looks, feels, and even smells complex, but it's not hard at all. Trust me on this one. All you have to do is learn the pattern.

Example 3: Evaluate $\frac{d}{dx} \left(\int_{\sin x}^3 t^2 dt \right)$.

Solution: You don't *have* to use the shortcut in part two of the Fundamental Theorem, but it makes things easier. Notice that the variable expression is in the lower (not the upper) bound, which is not allowed by the theorem. Therefore, you should swap them using a property of integrals I discussed earlier in the chapter. It says that flip-flopping the boundaries of an integral is fine, as long as you multiply the integral by -1 .

$$\frac{d}{dx} \left(- \int_3^{\sin x} t^2 dt \right)$$

Since you are deriving with respect to x (and x is in the upper bound) and the lower bound is a constant, you are clear to apply the new theorem. All you do is plug the upper bound ($\sin x$) into the function t^2 to get $(\sin x)^2$, and multiply by the derivative of the upper bound (which will be $\cos x$). Don't forget the negative, which stays out in front of everything:

$$-\sin^2 x \cdot \cos x$$



Critical Point

What if you forget this theorem? No problem—you can do Example 3 another way, working from the inside out (i.e., start with the integration problem and then take the derivative). You'll get the same thing. If you apply the Fundamental Theorem (part one) to the integral, you get:

$$\frac{d}{dx} \left(\frac{t^3}{3} \Big|_{\sin x}^3 \right) = \frac{d}{dx} \left(9 - \frac{1}{3} \sin^3 x \right)$$

Take the derivative with respect to x to get $-\sin^2 x \cdot \cos x$. Don't forget to apply the Chain Rule when deriving $\left(\frac{1}{3} \sin^3 x \right)$ —that's where $\cos x$ comes from.

You don't always have to switch the boundaries and make the integral negative. Only do it if the constant appears in the upper boundary. What happens if both boundaries contain variables? If this is the case, you cannot use the shortcut offered by the theorem and must resort to the long way described in the preceding sidebar.

You've Got Problems

Problem 3: Evaluate $\frac{d}{dx} \left(\int_1^{\tan x} e^t dt \right)$ twice, once using the Fundamental Theorem of Calculus part one, and once using part two.

U-Substitution

At this point, you can't solve too many integration problems. You should have a handful of antiderivatives memorized (such as $\int \cos x \, dx = \sin x + C$ and $\int e^x \, dx = e^x + C$) and should have a pretty good grip on the Power Rule for Integration (meaning, for instance, you know that $\int x^7 \, dx = \frac{x^8}{8} + C$). However, what do you do if both of those techniques fail? You look, with hope glinting in your eyes, to a new method— u -substitution. You'll use u -substitution almost as much as the Power Rule for Integration—it's a calculus heavy-hitter.

The key to u -substitution is finding a piece of the function whose derivative is also in the function. The derivative is allowed to be off by a coefficient, but otherwise must appear in the function itself.

Here are the steps you'll follow when u -substituting:

1. Look for a piece of the function whose derivative is also in the function. If you're not sure what to use, try the denominator or something being raised to a power in the function.
2. Set u equal to that piece of the function and take the derivative with respect to nothing.
3. Use your u and du expressions to replace parts of the original integral, and your new integral will be much easier to solve.

Example 4: Use u -substitution to find $\int \frac{\sin x}{\cos x} \, dx$ (i.e., prove that the integral of tangent is equal to $-\ln|\cos x| + C$).



Critical Point

Deriving with respect to nothing means following the derivative with a " dx ," " dt ," or similar term, depending on the variable in the expression. For example, the derivative of $\sin x$ with respect to nothing is $\cos x \, dx$ (just add a " dx "). The derivative of $\ln t$ with respect to nothing is $\frac{1}{t} \, dt$. You differentiate the same way and add the extra piece at the end.

Solution: Set u equal to a piece of the integral whose derivative is also in the integral. Since sine and cosine are both present (and the derivative of each is basically the other function), you could pick either one to be u , but remember the hint I gave you: if you're not sure which expression to choose, pick the denominator or something to a power. Therefore, set $u = \cos x$ and derive with respect to nothing to get $du = -\sin x \, dx$.

There's the $\sin x$ you expected. It, like $u = \cos x$, appears in the integral. Well, almost. In the original integral, $\sin x$ is positive, so multiply both sides of $du = -\sin x \, dx$ by -1 so that the sine functions match:

$$-du = \sin x \, dx$$

Now it's time to write the original integral with u 's instead of x 's. Instead of $\sin x$, the new numerator is $-du$ (since $-du = \sin x \, dx$). The new denominator is u (since $u = \cos x$).

$$\int \frac{-du}{u} = -\int \frac{du}{u}$$



Critical Point

You must use u -substitution to integrate a function containing something other than just x , just as you had to use the Chain Rule to differentiate such functions. For example, in the integral $\int \cos(3x) \, dx$, the cosine function contains $3x$, not just x , so set $u = 3x$ and $du = 3 \, dx$. Only dx is in the original integral, (not $3 \, dx$), so solve for dx to get $\frac{du}{3} = dx$. Rewrite the integral using u 's instead of x 's, and it becomes

$$\int \cos u \cdot \frac{du}{3} \text{ or } \frac{1}{3} \int \cos u \, du, \text{ which equals } \frac{1}{3} \sin 3x + C.$$

Remember that the integral of $\frac{1}{x}$ is $\ln|x|$, so $-\int \frac{du}{u} = -\ln|u| + C$. The final step is to replace the u using your original u equation ($u = \cos x$) to get the final answer of $-\ln|\cos x| + C$.

The trickiest part of u -substitution is deciding what u should be. If your first choice doesn't work, don't sweat it. Try something else until it works out for you. It eventually will. The only way to get really good at this is to practice, practice, practice. Eventually, picking the correct u will become easier.

You've Got Problems

Problem 4: Evaluate $\int_0^{\pi/4} \sec^2 x \tan x \, dx$. Hint: If you are performing u -substitution with a definite integral, you have to change the limits of integration as you substitute in the u and du statements. To change the limits, plug them each into the x slot of your u equation.

The Least You Need to Know

- ◆ Integration, like differentiation, has a Power Rule of its own, in which you add 1 to the exponent and divide by the new exponent.
- ◆ Trigonometric functions have bizarre integrals, some of which are difficult to produce on your own; therefore, it's best to memorize them.

- ◆ The two parts of the Fundamental Theorem of Calculus tell you how to evaluate a definite integral and give a shortcut for finding specific derivatives of integral expressions.
- ◆ *U*-substitution helps you integrate expressions that contain functions and their derivatives.

Chapter 16

Applications of the Fundamental Theorem

In This Chapter

- ◆ Finding yet more curvy area
- ◆ Integration's Mean Value Theorem
- ◆ Position equations and distance traveled
- ◆ Functions defined by definite integrals

Once you learned how to find the slope of a tangent line (a seemingly meaningless skill), it probably seemed as though the applications for the derivative would never stop. You were finding velocity and rates of change (both instantaneous and average), calculating related variable rates, optimizing functions, determining extrema, and, all in all, bringing peace and prosperity to the universe.

If you think that it's about time for applications of definite integrals to start pouring in, you must be psychic. (Either that or you read the table of contents.) For now, we'll look at some of the most popular definite integral-related calculus topics. We'll start by finding area bounded by two curves (rather than one curve and the x -axis). Then, we'll briefly backtrack to topics we've already discussed, but we'll spice them up a little with what we now know of integrals. Finally, we'll look at definite integral functions, also called accumulation functions.

Calculating Area Between Two Curves

This'll blow your mind. In fact, when you read it, your very sanity may be called into question. The thin ribbons of consciousness tying you to this mortal world may stretch and break, catapulting you into madness, or at least making you lose your appetite. Perhaps you should sit down before you continue.

You've been calculating the area between curves *all along without even knowing it*. There, I said it. I hope you're okay.



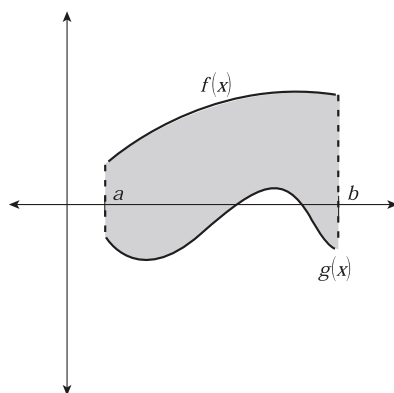
Critical Point

If you have functions containing y instead of functions containing x (i.e., $f(y) = y^2$), you can still calculate the area between the functions. However, instead of subtracting top minus bottom inside the integral, you subtract right minus left.

If you want to calculate the area between two continuous curves, we'll call them $f(x)$ and $g(x)$, on the same x -interval $[a, b]$, here's what you do. Set up a definite integral as you did last chapter, with a and b as the lower and upper limits of integration, respectively. You'll stick either $f(x) - g(x)$ or $g(x) - f(x)$ inside the integral. To decide which one to use, you have to graph the functions—you should subtract the lower graph from the higher graph. For example, in Figure 16.1, $g(x)$ is below $f(x)$ on the interval $[a, b]$.

Figure 16.1

At least on the interval $[a, b]$, the graph of $f(x)$ is always higher than the graph of $g(x)$.



Watch out! If you subtract the functions in the wrong order you'll get a negative answer, and you should *never* get a negative answer when finding the area between curves, even if some of that area falls below the x -axis.

What if the curves switch places? For example, look at the graph in Figure 16.2. To the left of $x = c$, $f(x)$ is above $g(x)$, but when $x > c$, the functions switch places and $g(x)$ is on top.

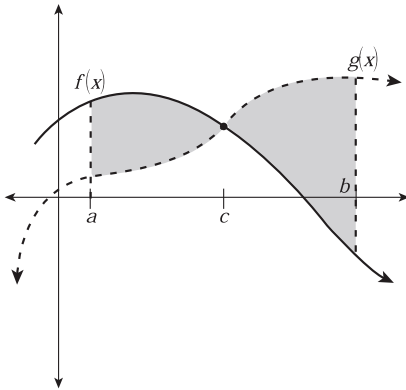


Figure 16.2

The graphs take turns on the top bunk—neither is above the other on the entire interval.

To find the shaded area, you'll have to use two separate definite integrals, one for the interval $[a, c]$, when $f(x)$ is on top, and one for $[c, b]$, when $g(x)$ is on top:

$$\int_a^c (f(x) - g(x)) dx + \int_c^b (g(x) - f(x)) dx.$$

Example 1: Calculate the area between the functions $f(x) = \sin 2x$ and $g(x) = \cos x$ on the interval $[\frac{3\pi}{2}, 2\pi]$.

Solution: These graphs play leapfrog all along the x -axis, but on the interval $[\frac{3\pi}{2}, 2\pi]$, $g(x)$ is definitely above $f(x)$ (see Figure 16.3).



Critical Point

The reason we've technically been doing this all along is that we've always been finding the area between the curve and the x -axis, which has the equation $g(x) = 0$. Thus, if a function $f(x)$ is above the x -axis on $[a, b]$, the area beneath the two curves is $\int_0^3 ((x^2 + 1) - 0) dx$. That second equation with a value of 0 has been invisible all this time.

Therefore, the integral will contain $g(x) - f(x)$: $\int_{3\pi/2}^{2\pi} (\cos x - \sin 2x) dx$. Split this up into separate integrals: $\int_{3\pi/2}^{2\pi} \cos x dx - \int_{3\pi/2}^{2\pi} \sin 2x dx$. The first is easy:

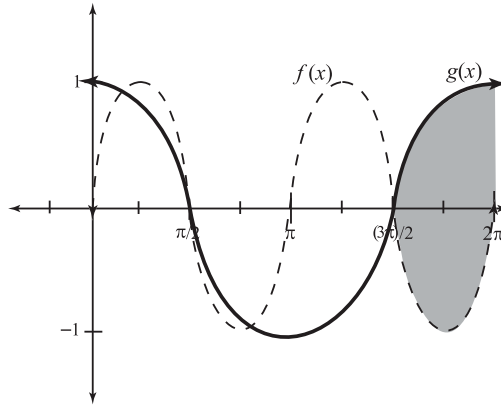
$$\int_{3\pi/2}^{2\pi} \cos x dx = (\sin x) \Big|_{3\pi/2}^{2\pi} = \sin 2\pi - \sin \frac{3\pi}{2} = 0 - (-1) = 1$$

You have to use u -substitution to integrate $\sin 2x$, setting $u = 2x$:

$$\frac{1}{2} \int_{3\pi}^{4\pi} \sin u du = \frac{1}{2} (-\cos u) \Big|_{3\pi}^{4\pi} = \frac{1}{2} (-\cos 4\pi - (-\cos 3\pi)) = \frac{1}{2} (-2) = -1$$

Figure 16.3

On the interval $[\frac{3\pi}{2}, 2\pi]$,
 $g(x) = \cos x$ rises above
 $f(x) = \sin 2x$.



Don't forget to change your x boundaries into u boundaries when you u -substitute. For example, to get the new u boundary of 4π , plug the old x boundary of 2π into the u equation: $u = 2(2\pi) = 4\pi$. The final answer is the first integral minus the second:

$$\int_{3\pi/2}^{2\pi} g(x) dx - \int_{3\pi/2}^{2\pi} f(x) dx = 1 - (-1) = 2.$$

You've Got Problems

Problem 1: Calculate the area between the curves $y = x^2$ and $y = x^3$ in the first quadrant.

The Mean Value Theorem for Integration

Think back to the original Mean Value Theorem from Chapter 13. It said that somewhere on an interval, the derivative was equal to the average rate of change for the whole interval. It turns out that integration has its own version of a Mean Value Theorem, but since integration involves area instead of rates of change, it's a bit different.

A Geometric Interpretation

In essence, the Mean Value Theorem for Integration states that at some point along an interval $[a, b]$, there exists a certain point $(c, f(c))$ between a and b (see Figure 16.4). If you draw a rectangle whose base is the interval $[a, b]$ and whose height is $f(c)$, the area of that rectangle will be exactly the area beneath the function on $[a, b]$.

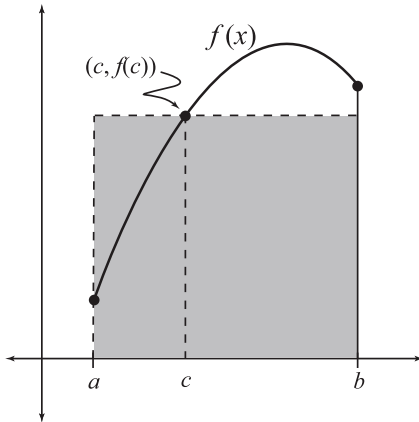


Figure 16.4

A visual representation of the Mean Value Theorem for Integration. The area of the shaded rectangle, whose height is $f(c)$, is exactly equal to

$$\int_a^b f(x) dx.$$

The Mean Value Theorem for Integration: If a function $f(x)$ is continuous on the interval $[a, b]$, then there exists c , $a \leq c \leq b$, such that $(b - a) \cdot f(c) = \int_a^b f(x) dx$.

This Mean Value Theorem, like its predecessor, is only an existence theorem. It guarantees that the value $x = c$ and the corresponding key height $f(c)$ exist. You may wonder why it's so important that a curvy graph and a plain old rectangle must always share the same area. We'll get to that after the next example.

Example 2: Find the value $f(c)$ guaranteed by the Mean Value Theorem for Integration for the function $f(x) = x^3 - 4x^2 + 3x + 4$ on the interval $[1, 4]$.

Solution: The Mean Value Theorem for Integration states that there is a c between a and b so that $(b - a) \cdot f(c) = \int_a^b f(x) dx$. You know everything except what c is, but that's okay. Plug in everything you know:

$$(4 - 1) \cdot f(c) = \int_1^4 (x^3 - 4x^2 + 3x + 4) dx$$

After the quick subtraction problem on the left (and the slightly lengthier definite integral on the right), you should get ...



Critical Point

In the Mean Value Theorem for Integration $(b - a)$ represents the length of the rectangle, since it is the length of the interval $[a, b]$. The height of the rectangle is, as we've already discussed, $f(c)$. There may be more than one such c in the interval that satisfies the Mean Value Theorem for Integration, but there must be at least one.

**Critical Point**

If Example 2 had asked you to find the c -value rather than the value of $f(c)$, you'd still follow the same steps. At the end, however, you'd plug the point $(c, \frac{19}{4})$ into $f(x)$ and solve for c .

$$3f(c) = \frac{57}{4}$$

$$f(c) = \frac{57}{12} = \frac{19}{4} = 4.75$$

This means that the area beneath the curve $f(x) = x^3 - 4x^2 + 3x + 4$ on the interval $[1, 4]$ (which is $\frac{57}{4}$) is equal to the area of the rectangle whose length is the same as the interval's length (3) and whose height is $\frac{19}{4}$.

You've Got Problems

Problem 2: Find the value $f(c)$ guaranteed by the Mean Value Theorem for Integration on the function $f(x) = \frac{\ln x}{x}$ on the interval $[1, 100]$.

The Average Value Theorem

The value $f(c)$ that you found in both Example 2 and Problem 2 has a special name. It is called the *average value* of the function. If you take the Mean Value Theorem for Integration and divide both sides of it by $(b - a)$, you'll get the equation for average value:

$$f(c) = \frac{\int_a^b f(x) dx}{b - a}$$

This is simply a different form of our previous equation, so it doesn't warrant a whole lot more attention. However, some textbooks completely skip over the Mean Value Theorem for Integration and go right to this, which they call the Average Value Theorem. They might word Problem 2 above as follows: "Find the *average value* of $f(x) = \frac{\ln x}{x}$ on the interval $[1, 100]$." You'd solve the problem the exact same way (see Figure 16.5).

def·i·n·i·t·i·o·n

The **average value** of a function is the value $f(c)$ guaranteed by the Mean Value Theorem for Integration (the height of the rectangle of equal area). The average value is found via the equation $f(c) = \frac{\int_a^b f(x) dx}{b - a}$. Think of it this way. Most functions twist and turn throughout their domains. If you could "level out" a function by filling in its valleys and flattening out its peaks until the function was a horizontal line, the height of that line (i.e., its y -value) would be the average value for that function.

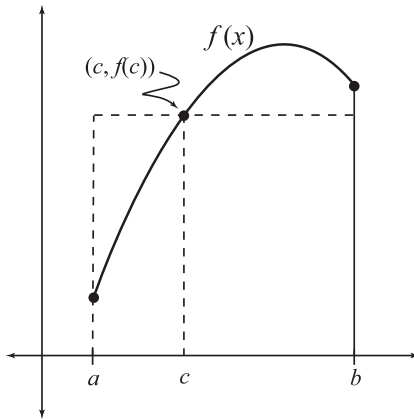


Figure 16.5

Here's the diagram for the Mean Value Theorem for Integration once more. The height of the dotted line is the function's average value. Although the function dips below and shoots above $f(c)$, that's how high $f(x)$ is on average.

Finding Distance Traveled

Definite integrals also play well with position and velocity functions. Remember that derivatives measure a rate of change. Well, it turns out that definite integrals of rate of change functions measure accumulated change. For example, if you are given a function that represents the rate of sales of the new must-have toy, the Super Fantastic Hula Hoop, then the definite integral gives you the actual number of hula hoops sold.

Most often, however, math teachers like to explore this property of integrals as it applies to motion. Specifically, the definite integral of the velocity function of an object gives you the total displacement of the object. A word of caution: you will most often be asked to find the total *distance* traveled by the object—not the total displacement. To calculate the total distance, you'll first have to determine where the object changes direction (using a wiggle graph) and then integrate the velocity separately on every interval that direction changes.

def•i•ni•tion

Here's the difference between total distance traveled and **total displacement**. Let's say at any hour t , I want to know (in miles) how far I am away from my favorite bright orange '70s-style easy chair that my wife hates. My initial position (i.e., $t = 0$ hours) is in the chair, so $s(0) = 0$. Two hours later, I am at work, 50 miles away from my chair, so $s(2) = 50$ miles. Once my workday and commute home are complete, I am back home in the chair, and $s(12) = 0$. I have traveled a total distance of 100 miles, counting my travel away from the chair and back again. However, my displacement is 0. Displacement is the total change in position counting only the beginning and ending position; if the object in question changes direction any time during that interval of time, displacement does not correctly reflect the total distance traveled.

Example 3: In the book *The Fellowship of the Ring* by J.R.R. Tolkien, a young hobbit named Frodo embarks on an epic, exciting, and hairy-footed adventure to destroy the One Ring in the fires of Mount Doom. Based on a little estimation and the book *The Journeys of Frodo: An Atlas of J.R.R. Tolkien's The Lord of the Rings* by Barbara Strachey, I have designed an equation modeling Frodo's journey. During the first four days of his journey (from Hobbiton to the home of Tom Bombadil), his velocity (in miles per day) is given by the equation:

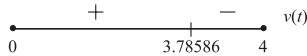
$$v(t) = -15.5t^3 + 86.25t^2 - 117.25t + 48.75$$

For example, $v(2)$ gives his approximate velocity at the exact end of the second day. Find the total distance Frodo travels from $t = 0$ to $t = 4$.

Solution: Since you want to find the total distance traveled, you need to determine if Frodo changed direction at any point, and actually started to wander toward Hobbiton rather than away. This is not necessarily caused by poor hobbit navigation, but perhaps by hindrances such as the old forest, getting caught in trees, etc. To see if his direction changed, create a wiggle graph for velocity (see Figure 16.6).

Figure 16.6

The hobbits have a pretty good sense of direction; in fact, they are heading farther and farther away from Hobbiton until just before the end of the fourth day.



Integrate the velocity equation separately, on both of these intervals. Because they are heading slightly backwards (i.e., toward their beginning point) on the interval $(3.78586, 4)$, that definite integral will be negative. However, since it still represents the distance the hobbits are traveling, you don't want it to be subtracted from your answer, so turn it into its opposite by multiplying it by -1 . You should do this for any negative pieces of your wiggle graph in this type of problem. Therefore, the distance traveled will be

$$\int_0^{3.78586} (-15.5t^3 + 86.25t^2 - 117.25t + 48.75) dx - \int_{3.78586}^4 (-15.5t^3 + 86.25t^2 - 117.25t + 48.75) dx$$

Even though the numbers are darn ugly, the premise is very simple. I'll leave the figuring up to you. You should get 108.298 for the first interval (distance away from Hobbiton) and $-(-3.298)$ for the second, which is the small distance back toward Hobbiton; the sum is 111.596 miles.



Critical Point

Right about now, you're seeing that the numbers in this problem are not easy, whole numbers. They rarely turn out to be so in real-world (or Middle Earth) examples. Since calculus reform (a new movement among many mathematicians to make calculus more realistic and to embrace electronic calculation technology) tackles problems such as these, I wanted to throw in one or two problems that are much simpler if you use technology. There are those who would have me burned at the mathematical stake for suggesting such a thing. In fact, I was once yelled at fiercely by the lunch ladies in the high school cafeteria where I worked for suggesting that you should use a calculator to check your answers when converting fractions to decimals. I've never received fewer tater tots than I did that day. Lunch ladies can be so bitter.

You've Got Problems

Problem 3: When satellites circle closely around a planet or moon, the gravitational field surrounding the celestial body both increases the satellite's velocity and changes its direction in an orbital move called a "slingshot." (As you may know from the movie *Apollo 13*, Tom Hanks and his crew executed a slingshot maneuver around the moon to hurl themselves back toward earth.) Let's say that a ship executing this maneuver has position equation $s(t) = t^3 - 2t^2 - 4t + 12$, where t is in hours and $s(t)$ represents thousands of miles from earth. What is the total distance traveled by the craft during the first five hours?

Accumulation Functions

Before we close out this chapter and make it a fond memory, let's talk about accumulation functions. You'll probably see a few of them lurking around contemporary calculus classes, as they are now "in" since the advent of calculus reform. An *accumulation function* is a definite integral with a variable expression in one or more of its limits of integration. They are called accumulation functions because they get their value by accumulating area beneath curves, as do all definite integrals.

Practically speaking, you should be able to evaluate and differentiate these functions, so let's get to it. Believe it or not, evaluating accumulation functions is just as easy as evaluating any other function—just plug in the correct x -value. Once you plug in the value, you'll apply the Fundamental Theorem to the resulting definite integral. For example, if you are given the function $f(x) = \int_2^x (t - 4) dt$ and asked to find $f(4)$, you

def•i•ni•tion

An **accumulation function** is a function defined by a definite integral; the function will have a variable in one or both of its limits of integration.



Critical Point

The most famous accumulation function is $\int_1^x \frac{1}{t} dt = \ln x$.

The natural log function gets its value by accumulating area under the simple curve $y = \frac{1}{t}$! For example, the value of $\ln 5$, which always seemed so alien to me (where the heck do you get 1.60944?), is equal to the area beneath $y = \frac{1}{t}$ on the interval $[1, 5]$.

would plug in 4 for x —not t , since this is a function of x , as denoted by $f(x)$ —thereby making the upper limit of integration 4; then integrate as normal:

$$\begin{aligned} f(4) &= \int_2^4 (t - 4) dx \\ &= \left(\frac{t^2}{2} - 4t \right) \Big|_2^4 \\ &= (8 - 16) - (2 - 8) = -2 \end{aligned}$$

To find the derivative of an accumulation function, look no further than part two of the Fundamental Theorem.

For example, if $f(x) = \int_2^x (t - 4) dt$, then $f'(x) = x - 4$; just plug the top bound into t and multiply by its derivative

(which is 1 in this case). Pretty easy, eh? You already knew how to tackle these problems, even before they showed up. Kudos!

You've Got Problems

Problem 4: If $g(x) = \int_{-\pi}^{x/2} \cos 2t dt$, evaluate

- (a) $g(4\pi)$
- (b) $g'(4\pi)$

The Least You Need to Know

- ◆ To find the area between two curves, integrate the curve on top subtracted by the curve below it on the proper interval.
- ◆ The average value of a function, $f(x)$, over an interval, $[a, b]$, is found by dividing the definite integral of that function, $\int_a^b f(x) dx$, by the length of the interval itself, $b - a$.
- ◆ To calculate the distance traveled by an object, calculate the definite integral of its velocity function separately for each period of time it changes direction.
- ◆ Accumulation functions get their value by gathering area under a curve; they are defined by definite integrals with variables in one or more of their limits of integration.

Chapter 17

Integration Tips for Fractions

In This Chapter

- ◆ Rewriting fractions to integrate
- ◆ Upgraded u -substitution
- ◆ Inverse trig functions as antiderivatives
- ◆ Integrating by completing the square

Let's be honest with each other for a moment. Integration sort of stinks. In fact, integration really stinks. It is much harder than taking derivatives (it's not just your imagination), because there is rarely a clear-cut way to integrate an expression if you can't use the Power Rule. With derivatives, if you have a fraction, you apply the Quotient Rule—end of story. No one's confused; everyone's happy. It's not the same with integrals.

If you're given an expression that can't be integrated with the Power Rule or basic u -substitution, there's a choice to be made. That choice is: what the heck do you try next? Although the vast majority of calculus problems you'll encounter can be integrated by one of those first methods, there is a plethora, a smorgasbord, a buffet of alternate techniques for finding integrals. Though none are really hard, none are as clear-cut as differentiation.

When integrating a fraction, there is no hard-and-fast rule that is applied every time. In fact, the methods available for integrating fractions are nearly endless. However, this chapter will add three of the most popular tools used to integrate fractions to your integral toolbox. If you were trying to drive

a nail, you wouldn't use a screwdriver, would you? Well, if u -substitution is the metaphoric equivalent of an integration screwdriver, here come the integration chisel, socket wrench, and needle-nose pliers.

Separation

Breaking up is hard to do, but under specific circumstances, it is really quite worthwhile. Sometimes things just don't work out, and fractions have to go their separate ways. After a long, sunny time in the numerator together, terms just want a little more "me" time and some personal space. However, after all the time they've spent together, they've saved up a little bundle in the denominator, and both want to walk away with it. The good news is, in the math world, both pieces of the numerator get a full share of the denominator—no lawyers, no haggling over how it should be broken up. Both terms of the numerator walk away with a full denominator, and are a little wiser for having gotten involved in the first place.



Critical Point

Back in grade school, you learned that two fractions couldn't be added unless they had the same denominator. With this knowledge, you proudly calculated things like $\frac{1}{3} + \frac{7}{3} = \frac{7+1}{3} = \frac{8}{3}$, and never looked back. Well, look at it backward for just

a moment. If you are given the fraction $\frac{a+b}{c}$, you can rewrite it as $\frac{a}{c} + \frac{b}{c}$, just as you know that $\frac{7+1}{3} = \frac{7}{3} + \frac{1}{3}$.

Top-heavy integrals (i.e., lots of terms in the numerator but only one in the denominator) and other fractional integrals are occasionally easier to solve if you split the larger fraction into smaller, more manageable ones. Although the original problem couldn't be solved via u -substitution or the Power Rule, the smaller integrals usually can.



Kelley's Cautions

Never split the denominator of a fraction—only the numerator. Even though

$\frac{1+3}{2} = \frac{1}{2} + \frac{3}{2}$ (both sides of the equation equal 2), watch what happens if you flip the fraction over: $\frac{2}{1+3} = \frac{2}{1} + \frac{2}{3}$.

Example 1: Find $\int \frac{x^4 - 2x^3 + 5x^2 - 3x + 1}{x^2} dx$ using the separation technique.

Solution: This is a fraction, so the Power Rule for Integration doesn't apply, and setting the numerator or denominator equal to u is not going to do a whole lot for you, so u -substitution is out. If, however, you separate the five terms of the large numerator into five separate fractions, watch what happens:

$$\int \frac{x^4}{x^2} dx - 2 \int \frac{x^3}{x^2} dx + 5 \int \frac{x^2}{x^2} dx - 3 \int \frac{x}{x^2} dx + \int \frac{1}{x^2} dx$$

When you simplify each of these fractions, you get simple integrals, each of which can be integrated via the Power Rule for Integration:

$$\begin{aligned} & \int x^2 dx - 2 \int x dx + 5 \int dx - 3 \int x^{-1} dx + \int x^{-2} dx \\ &= \frac{x^3}{3} - 2 \cdot \frac{x^2}{2} + 5 \cdot \frac{x^1}{1} - 3 \ln|x| + \frac{x^{-1}}{-1} + C \\ &= \frac{x^3}{3} - x^2 + 5x - 3 \ln|x| - \frac{1}{x} + C \end{aligned}$$



Critical Point

In Example 1, notice that $\int dx = x$. That's because $\int dx$ is the same thing as $\int 1 dx$, and the integral of 1 is x .

You've Got Problems

Problem 1: Find $\int \frac{\sin x + \cos x}{\cos x} dx$ using the separation technique.

Tricky *U*-Substitution and Long Division

When we first discussed *u*-substitution, I made it a point to say that the derivative of *u* must appear in the problem. This is usually true, so I wasn't technically lying. There is, however, a way to use *u*-substitution, even if it's not the most obvious choice.

Example 2: Find $\int \frac{2x-1}{x-2} dx$.

Solution: For grins, go ahead and try to find the antiderivative using *u*-substitution. Remember the tip: if you're not sure what to set equal to *u*, try the denominator. Therefore, $u = x - 2$ and $du = dx$. If you make the appropriate substitutions back into the problem, you get:

$$\int \frac{2x-1}{u} du$$

To be honest, it doesn't look much better than the original, does it? Don't give up, though; you're not out of options. Go back to your *u* equation and solve it for *x* to get:

$$\begin{aligned} u &= x - 2 \\ x &= u + 2 \end{aligned}$$

Now substitute that x -value into the numerator of the integral, and suddenly everything is a little cheerier:

$$\begin{aligned} \int \frac{2(u+2)-1}{u} du \\ = \int \frac{2u+3}{u} du \end{aligned}$$

At least all of the variables are the same now. That's a relief. Can you see where to go from here? This fraction is top-heavy, with lots of terms in the numerator but only one in the denominator, so you can use the separation method from the last section to finish. What a happy "coincidence" that you just learned it!

$$\begin{aligned} \int \frac{2u}{u} du + \int \frac{3}{u} du \\ = 2 \int du + 3 \int \frac{1}{u} du \\ = 2u + 3 \ln|u| + C \\ = 2(x-2) + 3 \ln|x-2| + C \\ = 2x + 3 \ln|x-2| + C \end{aligned}$$



Critical Point

Unfortunately, space doesn't allow for a review of polynomial long division. If you can't remember how to do it, go to either www.sosmath.com or www.karlsocalculus.org and do a search for "polynomial division."

You may be wondering why the -4 vanished in the last step of Example 2. Remember that C is some constant you don't know. If you subtract 4 from that, you'll get some other number (which is 4 less than the original mystery number). Since I *still* don't know the value for C , I just write it as C again, instead of writing $C - 4$.

There are alternatives when integrating fractions like these. In fact, you can begin a rational integral by applying long division; it helps to simplify the problem *if the numerator's degree is greater than or equal to the*

denominator's degree. It works like a charm if the denominator is not a single term, as is the case with Example 2.

Since the degree of the numerator (1) is greater than or equal to the degree of the denominator (1), begin by dividing $2x - 1$ by $x - 2$:

$$\frac{2x-1}{x-2} = x-2 \overline{) \begin{array}{r} 2x-1 \\ -2x+4 \\ \hline 3 \end{array}}$$

Therefore, you can rewrite $\int \frac{2x-1}{x-2} dx$ as $\int \left(2 + \frac{3}{x-2}\right) dx$, and tricky u -substitution is no longer required. The solution will again be $2x + 3 \ln|x - 2| + C$.

You've Got Problems

Problem 2: Find $\int \frac{2x+1}{2x-3} dx$ using tricky u -substitution or long division.

Integrating with Inverse Trig Functions

Let me preface this section with a bit of perspective. You are not going to have to integrate using inverse trigonometric functions very often. In fact, you will probably use the formulas you're about to learn less often than the average male college student does laundry during one semester, and that's not a very big number, let me tell you. However, every once in a blue moon, you'll see a telltale sign in an integral problem—a particular fingerprint that tells you inverse trig functions will be part of your solution.

Way back when you were memorizing trig derivatives in Chapter 9, I threw the inverse function derivatives in at the end of the list. Hopefully you did, indeed, memorize them, or at least can pick them out of a lineup of the usual suspects. As we have done in previous sections, we are going to now backtrack from the derivative to the original inverse trig function. For example, since $\frac{d}{dx}(\arctan x) = \frac{1}{1+x^2}$, we automatically know that $\int \frac{1}{1+x^2} dx = \arctan x + C$.

Don't think that we're limited to only that formula, however. The denominator does not have to be $1 + x^2$ in order to use the arctangent formula. Any constant can take the place of 1, and just about any function can replace the x^2 . They're going to seem a little confusing, but I need to show you the formulas we'll be using before we get into examples. The examples will make everything a lot clearer; trust me.

In each of these formulas, a represents a constant and u represents a function (I use u to represent the function to remind you that you'll have to do u -substitution for all of these inverse trig integral problems):

- ◆ $\int \frac{1}{\sqrt{a^2 - u^2}} du = \arcsin\left(\frac{u}{a}\right) + C$
- ◆ $\int \frac{1}{a^2 + u^2} du = \frac{1}{a} \arctan\left(\frac{u}{a}\right) + C$
- ◆ $\int \frac{1}{u\sqrt{u^2 - a^2}} du = \frac{1}{a} \operatorname{arcsec}\left(\frac{|u|}{a}\right) + C$

**Kelley's Cautions**

Pay attention to the order of subtraction if a radical appears in the denominator. In arcsine, you'll have a constant minus the function, whereas the order is reversed in arcsecant.

These formulas represent identification patterns. If you see an integral with a square root in the denominator, and inside that square root is a number minus a squared function,

alarm bells should go off in your head. This pattern matches the first formula, and may be integrated using the arcsine formula. If instead you have a denominator with a number plus a function squared but no square root, arctangent may be the way to go. Remember, there is no easy way to tell what integration method to use every time, so don't be discouraged if your first attempt doesn't work—just try another technique you've learned until something sticks.

Example 3: Evaluate $\int \frac{\sin x}{\sqrt{4 - \cos^2 x}} dx$.

Solution: You should aim for an arcsine integral for two reasons: (1) a square root containing subtraction in the denominator, and (2) the subtraction follows the order “constant minus function squared,” suggesting the arcsine rather than the arcsecant function, whose subtraction order is reversed. Match this problem up with your new arcsine formula, ignoring the numerator for now. Because 4 must be the a^2 term, $a = 2$; similarly, $u = \cos x$.

As I mentioned earlier, the presence of the function u reminds you to do u -substitution, so $du = -\sin x dx$ and $-du = \sin x dx$. Using these three statements, you can rewrite the integral:

$$-\int \frac{du}{\sqrt{a^2 - u^2}}$$

This now exactly matches the formula for arcsine (the coefficient of -1 doesn't affect the contents of the integral, which are a perfect match), so you know:

$$\begin{aligned} -\int \frac{du}{\sqrt{a^2 - u^2}} &= -\arcsin\left(\frac{u}{a}\right) + C \\ &= -\arcsin\left(\frac{\cos x}{2}\right) + C \end{aligned}$$

You've Got Problems

Problem 3: Find $\int \frac{3x}{7+x^2} dx$ by integrating to get an inverse trig function.

Completing the Square

Most people hate fractions, even if they don't remember why anymore. I have finally graduated to only hating fractions of fractions. Did you ever notice that all gasoline prices are fractions of fractions? The big sign may say gas is \$1.25 a gallon, but if you look closer, you'll see that it reads \$1.25 and $\frac{9}{10}$ of a cent. But that is neither here nor there.

Integration might be getting on your nerves almost as much as fractions. The fabulous combination of integrating fractions is stressful enough to cause your eye to twitch and that voice in your head to take a different tone. If your patience with integration really started to thin out when you read about inverse trig functions, then completing the square at the same time you're integrating may just push you over the edge.

I have good news. The integration methods we'll learn in the next chapter are completely new, and actually kind of fun. To be honest, I think the methods we've learned to integrate fractions in this chapter are kind of a drag. But, as they say, it's not a personality contest, so we might as well grin and bear it through one more topic. Before you read on, make sure to review the section on completing the square from Chapter 2, and reread those formulas from the last section we did on inverse trig integration.

Integrating by completing the square is a useful technique in one specific circumstance—if you have a quadratic polynomial in the denominator and no variable at all in the numerator. The process itself is nothing more than a combination of things you've already done, but the process is not obvious to most people (including me) so it's worth working through an example.

Example 4: Find $\int \frac{4dx}{3x^2 - 6x + 30}$ by completing the square.

Solution: In order to complete the square in the denominator, the coefficient of the x^2 term must be 1, so factor a 3 out of the entire quadratic. While you're at it, go ahead and pull that 4 out of the top:

$$\frac{4}{3} \cdot \int \frac{dx}{x^2 - 2x + 10}$$

Now focus on the denominator. According to the completing the square procedure from Chapter 2, you should take half of -2 and square it to get 1. To avoid changing the value of the fraction, you must both add and subtract 1 in the denominator:

$$\frac{4}{3} \cdot \int \frac{dx}{x^2 - 2x + 1 - 1 + 10}$$



Critical Point

The integration problem $\int \frac{1}{f(x)} dx$ and $\int \frac{dx}{f(x)}$ really mean the same thing. The second version of it is the result of multiplying the fraction by the dx term.

Now factor $x^2 - 2x + 1$ and combine $-1 + 10$ to get:

$$\frac{4}{3} \cdot \int \frac{dx}{(x-1)^2 + 9}$$

Notice that this is a fraction with a squared function added to a constant in its denominator. Sound familiar? You can apply the arctangent integral formula from the last section, with $u = x - 1$ and $a = 3$. Remember to do u -substitution; in this case, $du = dx$, so no adjustments to du are necessary:

$$\begin{aligned} & \frac{4}{3} \cdot \int \frac{du}{u^2 + a^2} \\ &= \frac{4}{3} \cdot \frac{1}{3} \arctan\left(\frac{x-1}{3}\right) + C \\ &= \frac{4}{9} \arctan\left(\frac{x-1}{3}\right) + C \end{aligned}$$

You've Got Problems

Problem 4: Find $\int \frac{2}{(x-3)\sqrt{x^2-6x+5}} dx$ by completing the square.

Selecting the Correct Method

Trying to decide which technique to use when integrating fractions feels like trying to build a boat after it's already started to flood. The longer it takes, the less motivated you are to try and finish the job. Just remember that it takes time and practice. The smallest difference between integrals completely changes the way you approach the problem.

For example, consider the integral $\int \frac{dx}{x^2+16}$. The best way to solve this is via the arctangent formula with $u = x$ and $a = 4$. However, consider the integral $\int \frac{x}{x^2+16} dx$. Here, completing the square won't work! In fact, u -substitution is the best solution technique. It's hard to believe that simply adding one little "x" to the numerator completely changes the approach. How about $\int \frac{x^2}{x^2+16} dx$? Now only long division will get you to the correct answer, since the degree of the numerator is greater than or equal to that of the denominator.

When push comes to shove with fraction integration, don't panic. Realize going into the problem that you may have to integrate a couple of times using a couple of different methods before it works out correctly. However, you should be able to tackle most of them now, as long as you're patient.

The Least You Need to Know

- ◆ You can split top-heavy fractions within integrals into separate fractions in order to create smaller, simpler integral problems.
- ◆ Sometimes tricky u -substitution is useful for integrating rational functions, especially if both the numerator and denominator are linear (i.e., have degree 1).
- ◆ If the numerator's degree is greater than or equal to the degree of the denominator, you can simplify an integral by applying polynomial long division before you integrate.
- ◆ If the denominator of the integral is a quadratic function and the numerator does not contain a variable, you can complete the square in the denominator, and you may be able to integrate the result using an inverse trigonometric function.

Chapter 18

Advanced Integration Methods

In This Chapter

- ◆ Integration by parts
- ◆ Applying the parts table
- ◆ Another way to integrate fractions
- ◆ Teaching improper integrals some manners

Without a doubt, my students always hated the integration methods in Chapter 17. It was probably their least favorite section, even though they admitted it wasn't the hardest. The biggest complaint they expressed was how similar the problems were, but how different the processes were that solved them. It didn't help that those methods aren't used that often, since it afforded hardly any opportunity to practice later in the course.

All this dislike of those topics actually helped them better understand the things we'll learn in this chapter. Integration by parts and by partial fractions are two of the most interesting things in calculus. For a reason that I can't explain, what you're going to learn about integration now makes the older stuff look like drudgery. Among the things you'll learn is one of the greatest (and most secret) calculus tricks of all time. While some instructors will mention it in passing, few willingly explain it in class.

There's something about math teachers that compels them to do things the longest and most difficult way possible. I've never quite decided if that's a good or bad thing, to be honest. In the words of another of my college professors, "Sure, math is hard, but why is hard bad?" (Did I mention that he was Austrian, so much of what he said, no matter how benign, made him sound like an evil supervillain? "Ah, Michael, you seem to have forgotten your constant of integration; I will have to remove your eyes and eat them in front of you") The thing is, math doesn't *have* to be so hard. Not when you know some of the tricks.

Integration by Parts

Even with all the integration methods we know so far, you're still going to encounter integrals you can't solve. It's a frustrating feeling, like trying to swim out of quicksand.

The more you struggle, the more you realize that your struggling isn't getting you any-

def•i•n•i•t•i•o•n

Integration by parts allows you to rewrite the integral $\int u dv$ (where u is an easily differentiated function and dv is one easily integrated) as $uv - \int v du$. I call this formula the "brute force" method, because the tabular method you'll learn soon, by comparison, is much slicker.

where. Well, the best defense against quicksand (according to the *Worst-Case Scenario Survival Handbook*) is a "stout pole," which you can stretch across the sand's surface and use to regain some leverage. Integrating by parts is your stout pole in the face of disgusting integration problems; you'll likely use it often, and you'll grow to depend on it. In fact, it'll become so handy, you'll probably end up using it to integrate things that could be done much more simply. However, pole in hand, you won't care, as you march confidently into the sunset. (*Curtain drops. Orchestra plays fanfare. House lights come up to thunderous applause.*)

The Brute Force Method

Your goal in *integration by parts* is to split the integral's contents into two pieces (including the dx but not the integral sign itself). One of the pieces (which we'll call u) should be easy to differentiate. The other piece (which we'll call dv) should be easy to integrate. Sometimes this process will require a little experimentation. Next, you'll differentiate u to get du (just like in u -substitution), and integrate dv to get v . Finally, plug all of those things into the integration by parts formula: $\int u dv = uv - \int v du$.

On the left side will be your original integral, so the right side represents a different (yet equivalent) way to rewrite it. It's sort of like the long division method you've already learned—this step allows you to rewrite the integral in a much more manageable (and slightly longer) form.

**Critical Point**

The integration by parts formula actually comes from the Product Rule. Let's say you have two functions, called $u(x)$ and $v(x)$. According to the Product Rule, $\frac{d}{dx}(u \cdot v) = u \, dv + v \, du$. If you integrate both sides of the equation, you get $uv = \int u \, dv + \int v \, du$, and solving that equation for $\int u \, dv$ gives you the parts formula. Of course, all of the necessary "+ C" terms are left out—you'll have to pop one of those on at the end if you're dealing with an indefinite integral.

Example 1: Find the solution to $\int x \sin x \, dx$ using integration by parts.

Solution: Either of these two pieces is easily integrated by itself, but together, they're trouble. You cannot rewrite the integral $\int x \sin x \, dx$ as $\int x \, dx \cdot \int \sin x \, dx$ —only addition and subtraction inside the integral can be split up into separate integrals.

Even u -substitution is a bust. Of course, none of your fraction methods will work.

Time for parts—set $u = x$ and $dv = \sin x \, dx$. Even though you can integrate x and differentiate sine, it's usually best to pick a u that gets *less* complicated when you take the derivative. Therefore, differentiate u to get $du = dx$ and integrate the dv equation to get $v = -\cos x$. (Don't worry about the + C for now—we'll stick that in at the end.) Substitute these into the parts formula and solve the simple integral that results:

$$\begin{aligned} \int u \, dv &= uv - \int v \, du \\ \int x \sin x \, dx &= x(-\cos x) - \int (-\cos x) \, dx \\ &= -x \cos x + \int \cos x \, dx \\ &= -x \cos x + \sin x + C \end{aligned}$$

You've Got Problems

Problem 1: Find the solution to $\int x^2 e^x \, dx$; you'll have to apply integration by parts twice, because the integral that results from the parts method can only be integrated by using parts again!

I promised you before that I'd tell you how to integrate the natural log function using parts. Set $u = \ln x$ and $dv = dx$. (Your dv term should always include the dx , even if that's all it includes.) Therefore, $du = \frac{1}{x} \, dx$ and $v = x$. According to the parts formula, $\int \ln x \, dx$ can be rewritten as $x \ln x - \int x \cdot \frac{1}{x} \, dx$, so integrate:

$$\begin{aligned} \int \ln x \, dx &= x \ln x - \int dx \\ &= x \ln x - x + C \end{aligned}$$

The Tabular Method

There is a much easier way to do integration by parts problems, but a word of caution must precede it. This method will not work for all integration by parts problems. If the term you pick to be u does not eventually equal 0 when you take multiple derivatives, it will not work. In this procedure, you still begin by deciding upon the u and dv pieces the same way. Then, you draw a table with three columns, labeled “ u ,” “ dv ,” and “ ± 1 .”



Kelley's Cautions

Don't forget to slap on a “+ C ” when you're integrating by parts, if the original integral is indefinite.

In the first row of the table, write the u term in the first column, the dv term in the second, and a +1 in the third. In the second row, you'll write the derivative of the u term, the integral of the dv term, and this time a -1 in the ± 1 column. In the third row, you take yet another derivative, another integral, and switch back to a +1.

So the u column contains u and its successive derivatives— $f(x)$, $f'(x)$, $f''(x)$, etc.—the dv column contains and its successive integrals ($g(x)$, $\int g(x) dx$, $\int(\int g(x) dx)dx$), and the final column begins with a +1 and alternates between -1 and +1 after that. Eventually, your u column will become 0. The first row that contains a 0 for u will be the last row in your table, except for one additional +1 or -1 in its own row. Figure 18.1 is the table generated by Example 1 ($\int x \sin x dx$).

Figure 18.1

The first row contains the original u and dv statements, and the next rows contain the derivatives and integrals, respectively. Notice the little negative term sitting by itself in the last row. Follow the arrows to the answer.

u	dv	± 1
x	$\sin x$	+1
1	$-\cos x$	-1
0	$-\sin x$	+1
		-1

Now draw a series of arrows that begin with the u term and go southeast from there, hitting the middle column of the second row and the third column of the third row. Multiply these things together to get one term of your answer, $x(-\cos x)(+1) = -x \cos x$. To get the second term of the answer, draw a similar arrow beginning with the second row: $1(-\sin x)(-1) = \sin x$. There is no third term, because a 0 stands in that position, so the final answer is $-x \cos x + \sin x + C$. Notice that this is the same answer you got the “long way” in Example 1.

You've Got Problems

Problem 2: Redo the integral from Problem 1 ($\int x^2 e^x dx$) using the tabular method, and show that you get the same answer.

Integration by Partial Fractions

I hope there's still space left in your brain for one more fraction integration topic. Truth be told, it's actually kind of neat (the way that reading books like *Lord of the Flies* would be neat if your literature grade didn't depend on how well you understood the symbolism in it). Way back in algebra, you learned how to add rational expressions. For example, in order to add $\frac{5}{x+1}$ to $\frac{3}{x-5}$, you'd have to get a common denominator of $(x+1)(x-5)$ and simplify like so:

$$\begin{aligned} \frac{5}{x+1} \cdot \frac{x-5}{x-5} + \frac{3}{x-5} \cdot \frac{x+1}{x+1} \\ &= \frac{5(x-5) + 3(x+1)}{(x+1)(x-5)} \\ &= \frac{8x-22}{(x+1)(x-5)} \end{aligned}$$



Critical Point

You can tell how much time the tabular method saves you compared to the brute force method. If your table is longer than three full rows, then each additional row represents a time you'd have to reapply integration by parts in the same problem.

Now we're going to learn how to go from $\frac{8x-22}{(x+1)(x-5)}$ to $\frac{5}{x+1} + \frac{3}{x-5}$. The process is called *partial fraction decomposition*, and it is a great way to integrate a fraction whose denominator is factorable.

Example 2: Use partial fraction decomposition to find $\int \frac{x+2}{x^2(x-1)} dx$.

Solution: The denominator will not always be factored for you, but in this case it is. It is composed of two linear factors (x and $x-1$), one of which is squared. In the process of partial fractions, this is called a *repeating factor*. You can rewrite $\frac{x+2}{x^2(x-1)}$ as a sum of three fractions whose denominators are individual factors of the original denominator:

$$\frac{x+2}{x^2(x-1)} = \frac{A}{x} + \frac{B}{x^2} + \frac{C}{x-1}$$

The A , B , and C are unknown constants. It is your goal to find them by solving that equation. To make things easier, multiply both sides of the equation by $x^2(x-1)$:

$$\begin{aligned} x+2 &= Ax(x-1) + B(x-1) + Cx^2 \\ x+2 &= Ax^2 - Ax + Bx - B + Cx^2 \\ x+2 &= x^2(A+C) + x(B-A) - B \end{aligned}$$

Notice that you should group the terms by factoring out common variables. This makes things easier. Remember, both sides of the equation must be equal, and since there is no x^2 term on the left, then there can't be one on the right, meaning $A+C=0$. Also, the

x term on the left has coefficient 1, so the same must be true on the right: $B - A = 1$. Similarly, $2 = -B$, so $B = -2$ (i.e., the constants on both sides must be equal). Since you know B , you can find A :

$$\begin{aligned} B - A &= 1 \\ (-2) - A &= 1 \\ -A &= 3 \\ A &= -3 \end{aligned}$$

def•i•nition

Partial fraction decomposition is a method of rewriting a fraction as a sum and difference of smaller fractions, whose denominators are factors of the original, larger denominator. If a factor in the denominator is raised to a power, it is called a **repeating factor**. The factor $(x + a)^n$ will show up n times in partial fraction decomposition, with ascending powers, beginning from 1. In other words, if the denominator contains the repeating factor $(x - 3)^5$, your decomposition will contain $\frac{A}{x-3}$, $\frac{B}{(x-3)^2}$, $\frac{C}{(x-3)^3}$, $\frac{D}{(x-3)^4}$, and $\frac{E}{(x-3)^5}$. Even though these powers get high, you still consider the factors linear, since there is still a degree of 1 inside the parentheses. In Example 2, the repeating factor is x , which is why x and x^2 show up in separate fractions.

Finally, because $A + C = 0$, $C = 3$. Now, plug these values into the partial fraction formula:

$$\frac{x+2}{x^2(x-1)} = \frac{A}{x} + \frac{B}{x^2} + \frac{C}{x-1} = \frac{-3}{x} + \frac{-2}{x^2} + \frac{3}{x-1}$$

The original fraction can be rewritten as three smaller fractions, each of which can be integrated using the natural log formula or the Power Rule for Integration:

$$\begin{aligned} \int \frac{x+2}{x^2(x-1)} dx &= \int \frac{-3}{x} dx + \int \frac{-2}{x^2} dx + \int \frac{3}{x-1} dx \\ &= -3 \int \frac{1}{x} dx - 2 \int x^{-2} dx + 3 \int \frac{1}{x-1} dx \\ &= -3 \ln|x| + \frac{2}{x} + 3 \ln|x-1| + C \end{aligned}$$

As you can see, the whole point of partial fraction decomposition is to break down the problem into manageable fractions. One word of caution: You only use numerators of A ,

B , and C when the denominators are linear factors (repeated or not). The numerator of a partial fraction is always one degree less than the denominator, and a constant numerator (degree 0) with a linear denominator (degree 1) fits that description. If one of the factors in the denominator is a quadratic, then you will use a linear numerator (like $Ax + B$) for that partial fraction. For instance, here's a sample decomposition of a fraction containing a quadratic repeated factor:

$$\frac{3x - 5}{(x - 4)(x^2 + 1)^2} = \frac{A}{x - 4} + \frac{Bx + C}{x^2 + 1} + \frac{Dx + E}{(x^2 + 1)^2}$$

You've Got Problems

Problem 3: Integrate $\int \frac{2}{x^2 + 4x + 3} dx$ using partial fraction decomposition.

Improper Integrals

There are lots of reasons that an integral can be termed *improper*. For example, integrals that make loud, sucking sounds through their teeth at the dinner table while boisterously discussing their views on current events are most certainly improper. Not to mention integrals that tailgate you so closely on the road that you can almost read their upper limit of integration in your rearview mirror. However, we don't usually get to observe this sort of rude behavior from our mathematical symbols, so we must content ourselves with observing telltale mathematical signs that integrals are improper. The two most common indicators of an improper integral are infinite discontinuities and infinite limits of integration.

In essence, either the integration boundaries of the problem or one of the numbers between the boundaries causes trouble. In the integral problem $\int_2^{\infty} \frac{dx}{x}$, the impropriety is obvious. Sure, you can integrate the fraction to get $\ln|x|$, but how are you supposed to plug ∞ into that? Infinity is not a number!

Can you spot the problem in the integral: $\int_{-4}^0 \frac{5}{x+4} dx$? Again, integration is no sweat (u -substitution and the natural log function work time), but it doesn't make sense for -4 to be an integration boundary. The function $\frac{5}{x+4}$ doesn't even exist at -4 , so how can there be area under there?

Believe it or not, integrals that look like $\int_2^{\infty} \frac{dx}{x}$ and $\int_{-4}^0 \frac{5}{x+4} dx$ sometimes actually represent a finite area (although neither of those two do). In order to solve them, however, we'll have to revisit an old, old friend. After all this time, limits have come back to haunt you, like that breakfast burrito from yesterday morning.

Example 3: Evaluate $\int_4^7 \frac{dx}{\sqrt{x-4}}$ even though it is an improper integral.

Solution: This integral is improper because its lower boundary (4) is a point of infinite discontinuity on the function being integrated. To remedy this, replace the troublesome boundary with the generic constant a , and allow a to approach 4 using a limit: $\lim_{a \rightarrow 4^+} \int_a^7 \frac{dx}{\sqrt{x-4}}$. (Technically, you have to approach 4 from the right, since the graph doesn't exist to the left of 4.)



Critical Point

In Example 3, the integral is improper because of one of its boundaries. You may also have problems with the values between an integral's boundaries. For example, $\int_{-2}^1 \frac{dx}{x^2}$ is not improper because of the boundaries of -2 or 1 , but

because the function $\frac{1}{x^2}$ has an infinite discontinuity at $x = 0$, which falls between the boundaries. To solve a problem like that, you'd split the integral into two pieces, each piece of which would contain the troublesome boundary. For notation purposes only, we'll use a left-hand limit for the left piece of the integral and a right-hand limit for the right piece.

$$\begin{aligned} \int_{-2}^1 \frac{dx}{x^2} &= \int_{-2}^0 \frac{dx}{x^2} + \int_0^1 \frac{dx}{x^2} \\ &= \lim_{a \rightarrow 0^-} \left(\int_{-2}^a \frac{dx}{x^2} \right) + \lim_{b \rightarrow 0^+} \left(\int_b^1 \frac{dx}{x^2} \right) \end{aligned}$$

It might feel like you are cheating, but you are not. The lower limit is not 4 anymore—now it's a number insanely close to, but not quite, 4. Proceed with the integration using u -substitution with $u = x - 4$ and $du = dx$ (don't forget to plug the boundaries into the u equation to get u boundaries):

$$\begin{aligned} &\lim_{a \rightarrow 4^+} \int_{a-4}^3 u^{-1/2} du \\ &= \lim_{a \rightarrow 4^+} \left(2\sqrt{u} \Big|_{a-4}^3 \right) \\ &= \lim_{a \rightarrow 4^+} \left(2\sqrt{3} - 2\sqrt{a-4} \right) \end{aligned}$$

You've ignored the limit long enough. To finish, use the substitution method from Chapter 6:

$$\lim_{a \rightarrow 4^+} \left(2\sqrt{3} - 2\sqrt{a-4} \right) = 2\sqrt{3} - 2\sqrt{4-4} = 2\sqrt{3}$$

You've Got Problems

Problem 4: Evaluate $\int_1^{\infty} \frac{dx}{(\sqrt{x})^3}$ even though it is an improper integral.

The Least You Need to Know

- ◆ Some difficult integrals can be solved via integration by parts, where the u part represents an easily differentiated piece of the integral, and the dv part represents an easily integrated piece.
- ◆ The tabular method of integration by parts makes the technique much easier, but can only be applied if successive derivatives of u eventually become equal to 0.
- ◆ If the denominator of an integral is factorable, try to break up the integral using partial fraction decomposition; the smaller fractions will likely be much easier to integrate.
- ◆ If a definite integral has an integration limit of ∞ or an infinite discontinuity on the interval over which you wish to integrate, it is called an improper integral, and must be solved using a limit that replaces the troublesome value.

Chapter 19

Applications of Integration

In This Chapter

- ◆ Pump up the (rotational) volume
- ◆ Calculating holey volume, Batman!
- ◆ Pretending you're Noah: finding arc length
- ◆ Three-dimensional surface area

This chapter could have been named many different things. I could have called it “Applications of the Fundamental Theorem,” but there’s already a chapter with that name. A chapter title like “Revenge of Fundamental Theorem Applications” sounds too scary, and may have necessitated a parental warning sticker for the front of the book. This is a book on *calculus*, for goodness’ sake, so anything that could hurt sales is definitely a no-go.

I also could have called it “Common Uses of the Definite Integral,” but that feels too much like an infomercial. It comes off sounding like a car salesman trying to convince you of something. Ever since the last car salesman I dealt with stared uncomprehendingly at me for a half hour before confessing that he was mesmerized by what he called my “very large forehead,” I am a little skittish about salesmen in general. So I opted for the plain, vanilla, unexciting title “Applications of Integration.”

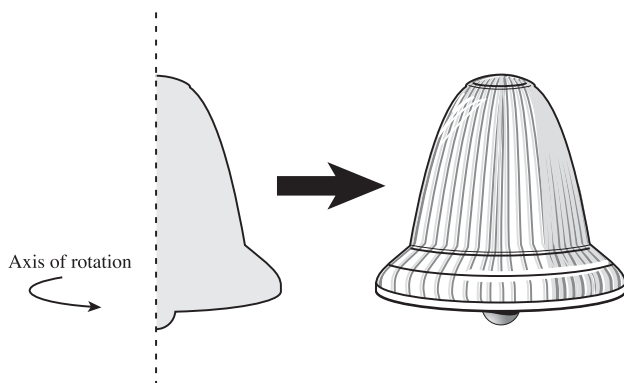
What you may not know (if you haven't immersed yourself in a study of the table of contents) is that this is it for integrals. Once you've finished this chapter, it's time to plunge into that brief but happy purgatory between topics, where things are strange, new, and slightly easier for a short time. Until then, it's time to memorize some new formulas.

Volumes of Rotational Solids

Have you ever seen one of those tissue paper accordion-style decorations? They start out as a two-dimensional cardboard shape, but as you open them, you get this cool-looking three-dimensional design. I see them most often in wedding receptions—little tissue stactites hanging from hotel ballroom ceilings. For those of you who go to classier weddings than I, or have no idea what I'm referring to (these decorations are not as hot as they were during the '70s), Figure 19.1 can be used as a visual aid.

Figure 19.1

When a simple shape is rotated in three dimensions about an axis, it can create this wedding bell—a geometric reminder of your inability to commit.



Our goal is to find the volume of shapes like these. We'll start with a function graph and rotate the area it captures around a horizontal or vertical axis, much like the area of the half-bell above is rotated around its vertical axis.

The Disk Method

As long as the rotational solid resulting from your graph has no hollow space in it, you can use the disk method to calculate its volume. The key to these problems is finding the *radius of rotation*, a length beginning at the rotational axis and extending to the outer edge of the area that's rotated. In the disk method, the radius of rotation will *always* be perpendicular to the rotational axis.

It's very easy to locate and draw the radius of rotation, and doing so is an important step for any rotational solid problem. Once you find it, all you have to do is plug into the disk method formula: $V = \pi \int_a^b (r(x))^2 dx$ (where a and b are the x -boundaries of the area you're rotating).

def•i•ni•tion

The **radius of rotation** is a line segment extending from the axis of rotation to the edge of the area being rotated. If this radius is vertical, it means that all of the functions you're dealing with *must* contain x -variables. On the other hand, if the radius of rotation is horizontal, you must use functions of y . The disk method is based on the fact that a rotational solid with no hollow spots will always have a circular cross section. In essence, you are integrating its cross-sectional area (which is πr^2 , the area of a circle).

Example 1: Rotate the area bounded by $f(x) = -x^2 + 4$ and the x -axis, and calculate the volume that results.

If you can't visualize it, the solid resulting from the rotation described by Example 1 looks like Figure 19.2.

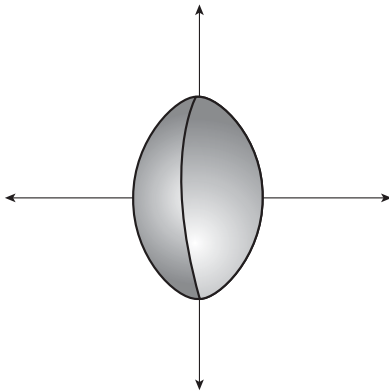


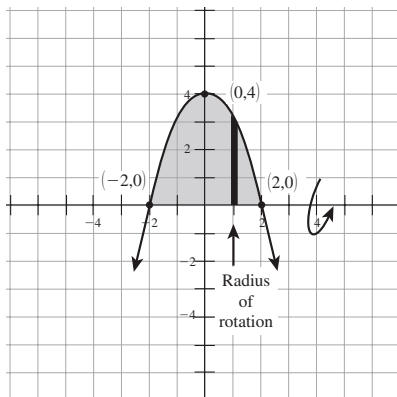
Figure 19.2

Don't worry—your grade won't be dependent upon how well you can draw three-dimensional figures.

Solution: Start by drawing everything and find the radius of rotation, as shown in Figure 19.3.

Figure 19.3

The radius of rotation extends from what you're rotating around to the edge of the region that's rotated.



Critical Point

The equation of a semicircle, centered at the origin, of radius r is $y = \sqrt{r^2 - x^2}$.

If you rotate the region under the graph of this equation about the x -axis and treat r like a number (it's a constant, not a variable), you'll get the equation for the volume of a sphere: $V = \frac{4}{3}\pi r^3$. That's where that dang formula comes from.

The shaded region is the area that will be rotated about the x -axis. The dark line is radius of rotation—it extends from the axis of rotation (the x -axis) up to the edge of the graph $f(x)$. Even though I've drawn the radius at $x = 1$, it will have the same defining formula anywhere on $[-2, 2]$. Notice that the radius of rotation is perpendicular to the rotational axis, which is horizontal.

Find the length of the radius of rotation, $r(x)$, using the same reasoning you did when finding the area between curves: its length is the top curve minus the bottom curve. Since the top curve is $f(x) = -x^2 + 4$ and the bottom curve is the x -axis ($g(x) = 0$), the radius of rotation is $r(x) = f(x) - g(x) = -x^2 + 4 - 0 = -x^2 + 4$. According to the disk method, the volume of the rotational solid will be:

$$\begin{aligned} V &= \pi \int_a^b (r(x))^2 dx \\ &= \pi \int_{-2}^2 (-x^2 + 4)^2 dx \\ &= \pi \int_{-2}^2 (x^4 - 8x^2 + 16) dx \\ &= \frac{512\pi}{15} \end{aligned}$$

Notice that the radius of rotation was vertical. This indicates that you had to use x -functions. Had it been horizontal, all of your functions would have to be in terms of y —i.e., $f(y)$ instead of $f(x)$. The only other difference with horizontal radii is that you find

their lengths by subtracting the right function minus the left function, rather than top minus bottom.

You've Got Problems

Problem 1: Find the volume of the rotational solid generated by rotating the area in the first quadrant bounded by $y = x^2$, the y -axis, and the line $y = 9$ around the y -axis.

The Washer Method

If a solid of revolution has any hollow spots in it, you'll have to use a modified version of the disk method, called the *washer method*. It gets its name from the fact that the cross sections look like washers (i.e., they have holes or hollow spaces in their middles). Come to think of it, this process not only is a lifesaver; it can also find the volume of one!

Just like the disk method, the radius of rotation in the washer method must be perpendicular to the axis of rotation. Again, the orientation of that radius will tell you what variables to use in your calculations (vertical means x 's and horizontal means y 's). The only difference is that in the new method, you'll actually have *two* radii of rotation. One radius stretches from the axis of rotation to the outside edge of the area being rotated (just like before); this is called the *outer radius*. The other radius of rotation also originates from the rotational axis, but stretches to the inner edge of the area being rotated; this is called the *inner radius*. The formula for washer method subtracts the square of the inner radius from the square of the outer radius:

$$V = \pi \int_a^b \left((R(x))^2 - (r(x))^2 \right) dx$$

def·i·ni·tion

The **washer method** is used to calculate the volume of a rotational solid even if part of it is hollow. Essential to the process are the **outer** and **inner radii** of rotation, which extend from the axis of rotation, respectively, to the far and near edges of the region to be rotated.



Critical Point

In essence, the washer method is the disk method repeated. First, it calculates the volume of the solid, ignoring the hole

$\left(\pi \int_a^b (R(x))^2 dx \right)$, finds

the volume of the hole itself

$\left(\pi \int_a^b (r(x))^2 dx \right)$, and then

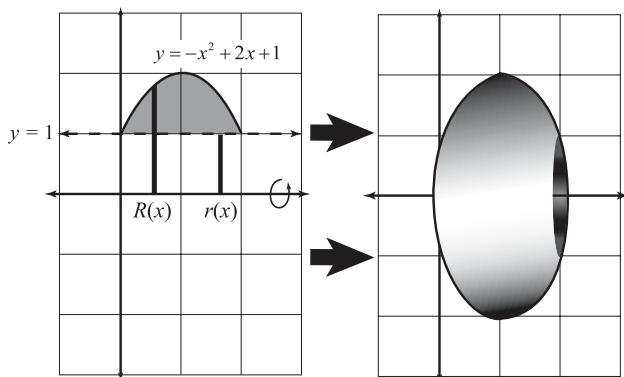
subtracts the hole's volume from the overall volume.

Example 2: Consider the area bounded by the graphs of $y = -x^2 + 2x + 1$ and $y = 1$. What volume is generated if this area is rotated about the x -axis?

Solution: Let's have a look at the situation in Figure 19.4.

Figure 19.4

Rotating this area about the x -axis results in something that is not completely solid—it has a hole of radius 1. It's basically a math Cheerio.



Because the shaded area is not right up against the x -axis, that space separating the region from the rotational axis also gets rotated, leaving a hole of radius 1 in the rotational solid. The outer radius, designated in the figure as $R(x)$, extends from the x -axis to the furthest edge of the region, whereas the inner radius, $r(x)$, extends to the innermost edge of the region. Find the lengths of each radius the same way you did with the disk method; subtract the top boundary equation minus the bottom boundary. Keep in mind that the bottom boundary is the x -axis and has the equation $y = 0$:

$$\begin{aligned} R(x) &= -x^2 + 2x + 1 - 0 = -x^2 + 2x + 1 \\ r(x) &= 1 - 0 = 1 \end{aligned}$$

Finally, to find the area, plug into the washer method formula. Since these graphs intersect at $x = 0$ and $x = 2$, these are the boundaries for the region and should be your limits of integration:

$$\begin{aligned} &\pi \int_0^2 \left((-x^2 + 2x + 1)^2 - (1)^2 \right) dx \\ &= \pi \int_0^2 (x^4 - 4x^3 + 2x^2 + 4x) dx \\ &= \frac{56\pi}{15} \end{aligned}$$

A brief word of warning: we've been rotating about the x - and y -axes exclusively. This makes it easy to find the lengths of the radii of rotation, as the bottom boundary has been 0, and subtracting 0 is pretty easy. In Problem 2, you'll be rotating around something other than an axis, so be careful when calculating the radii of rotation.

You've Got Problems

Problem 2: Find the volume generated by rotating the region bounded by $y = \sqrt{x}$ and $y = x^3$ about the line $y = -1$.

The Shell Method

The final technique for finding rotational volumes uses radii *parallel* to the axis of rotation, rather than perpendicular to it. It's easy to remember that because *shell* and *parallel* rhyme. The other major difference in the shell method is the use of a *representative radius* rather than radii of rotation. Instead of extending a radius from the axis of rotation to the edge of the region, simply extend a radius from one edge of the region to the other. The formula for the shell method is

$V = 2\pi \int_a^b d(x) \cdot b(x) dx$, where $d(x)$ is the distance

from the representative radius to the rotational axis, $b(x)$ is the length of the radius, and a and b are the boundaries of the area to be rotated.

The shell method can be used to calculate the volume of a rotational solid whether or not it has any hollowness. Therefore, it can be used in lieu of both the disk and washer methods.

Example 3: Rotate the area bounded by $y = x^3 + x$, $x = 2$, and the x -axis around the y -axis, and calculate the volume of the solid of revolution.

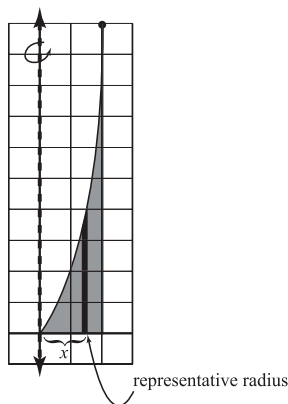
Solution: Since you are rotating about the y -axis, the washer method would require horizontal radii (they are perpendicular to the vertical axis of rotation). That means everything would have to be in terms of y , and there's no easy way to solve $y = x^3 + x$ for x . However, with the shell method you don't have to do any conversions at all. Draw the region with its representative radius—it should be a vertical segment running across the region since the axis of rotation is also vertical (see Figure 19.5).

def·i·nition

In the shell method, you use a **representative radius**, which extends from one edge of the region to the opposite edge, rather than a radius of rotation, which extends from the axis of rotation to an edge of the region.

Figure 19.5

Notice that the radius is now parallel to the rotational axis.



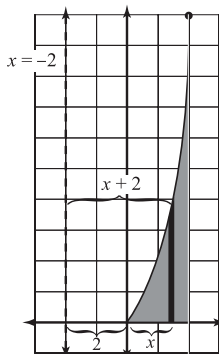
You can say that the radius is a value of x units to the right of the origin, so $d(x) = x$. The height of the radius, $b(x)$, is found by subtracting its bottom boundary from its top boundary: $x^3 + x - 0$. Since you are using all x -values, the boundaries of the region are 0 and 2. Plug these values into the formula for the shell method:

$$\begin{aligned} & 2\pi \int_0^2 x \cdot (x^3 + x) dx \\ &= 2\pi \int_0^2 (x^4 + x^2) dx \\ &= \frac{272\pi}{15} \end{aligned}$$

Keep in mind that the equation $d(x)$ will not always be x ; for instance, if you rotate the region about the line $x = -2$, you'll get Figure 19.6.

Figure 19.6

The region is the same as Example 3, but the axis of rotation has changed.



The length from the origin to the radius is still x , but there is an additional distance of 2 to the rotational axis, so $d(x) = x + 2$.

You've Got Problems

Problem 3: Calculate the volume generated by rotating the area bounded by $y = \sqrt{x}$ and $y = x^3$ about the x -axis using the shell method.

Arc Length

At this point, you can do all kinds of crazy math calculating. Geometry told you how to find weird areas, and calculus took that skill even further. The kinds of areas you can calculate now would have boggled your mind back in your days of geometric innocence. However, it remains a math skill that has visible and understandable applications, even to those who don't know the difference between calculus and a tuna sandwich. Now, let's add to your list of skills the ability to find lengths of curves. By the time you're done, you'll even be able to prove (finally) that the circumference of a circle really is 2π .

Rectangular Equations

The term “rectangular equations” really means “plain, old, run-of-the-mill, everyday functions.” Mathematicians use it for the obvious reason that it takes less time to say (mathematicians are busy people). It turns out that finding the length of a curve (on an x interval) is as easy as calculating a definite integral. In fact, the length of a continuous function $f(x)$ on the interval $[a,b]$ is equal to $\int_a^b \sqrt{1 + (f'(x))^2} dx$. In other words, find the derivative of the function, square it, add 1, and integrate the square root of the result over the correct interval.

Example 4: Find the length of the function $g(x) = \sqrt{x}$ between the points (1,1) and (16,4) on its graph.

Solution: Use the Power Rule to find the derivative of $g(x) = x^{1/2}$, and you get $g'(x) = \frac{1}{2\sqrt{x}}$. All you do now is plug into the arc length formula:

$$\begin{aligned} \int_1^{16} \sqrt{1 + \left(\frac{1}{2\sqrt{x}}\right)^2} dx \\ = \int_1^{16} \sqrt{1 + \frac{1}{4x}} dx \end{aligned}$$

The integration problem that results is not simple at all. For our purposes, it is enough to know and apply the formula, not to struggle through the integral itself. You'll find that many (if not most) arc-length integrals will end up complicated and require somewhat advanced methods to integrate. We will, however, satisfy ourselves with a computer- or calculator-assisted solution—they have no problem with complex definite integrals. The final answer is approximately 15.3397.

Don't feel like you're cheating by using a calculating tool rather than solving this problem by hand. You'd have to know just about every integration technique there is to find the arc lengths of even very simple functions.

You've Got Problems

Problem 4: Which function is longer on the interval $[0, 2]$: $f(x) = x^2$ or $g(x) = x^3$?

Parametric Equations

I haven't mentioned parametric equations for a while—they've been lurking in the shadows, but now they get to come out and play. There are numerous similarities in the formula for parametric equation arc length and rectangular arc length. Both are definite integrals, both involve a sum of two terms beneath a radical, and both involve finding the derivative of the original equation.

The arc length of a curve defined parametrically is found with the definite integral

$$\int_a^b \sqrt{\left(\frac{dx}{dt}\right)^2 + \left(\frac{dy}{dt}\right)^2} dt, \text{ where } a \text{ and } b \text{ are limiting values of the parameter this time—not } x$$

boundaries. In other words, find the derivatives of the x and y equations, square them both, add them together, and square root and integrate the whole mess.



Kelley's Cautions

Don't get confused because the parameter in Example 5 is not t . The formula for arc length with a parameter of θ is exactly the same; it just has θ 's instead of t 's in the formula.

Example 5: The parametric representation of a circle with radius 1 (centered at the origin) is $x = \cos \theta$, $y = \sin \theta$. Prove that the circumference of a circle really is 2π by calculating the arc length of the parametric curve on $0 \leq \theta \leq 2\pi$.

Solution: Start by finding the derivatives of the x and y equations with respect to θ :

$$\frac{dx}{d\theta} = -\sin \theta \text{ and } \frac{dy}{d\theta} = \cos \theta$$

Now plug those values into the parametric arc-length formula and simplify using the Mama theorem (review Chapter 4 if you don't know what the heck I mean by that):

$$\begin{aligned} & \int_0^{2\pi} \sqrt{(-\sin \theta)^2 + (\cos \theta)^2} d\theta \\ &= \int_0^{2\pi} \sqrt{1} d\theta \\ &= \theta \Big|_0^{2\pi} \\ &= 2\pi - 0 = 2\pi \end{aligned}$$

You've Got Problems

Problem 5: Find the arc length of the parametric curve defined by the equations $x = t + 1$, $y = t^2 - 3$ on the t interval $[1, 3]$.

The Least You Need to Know

- ◆ The disk method is used to find the volumes of rotational solids containing no hollow parts. If there are hollow parts in the rotational solid, you must use the washer or shell method.
- ◆ Both the disk and the washer method use rotational radii that are perpendicular to the axis of rotation, whereas the representative radii used in the shell method are parallel to the axis of rotation.
- ◆ The washer method is actually the disk method calculated twice in the same problem.
- ◆ You can find the arc length of rectangular or parametric curves via similar definite integral formulas.

Part 5


Differential Equations, Sequences, Series, and Salutations

If differentiation and integration are, respectively, the mother and father figures of calculus, then sequences and series are the bratty kids. If you look closely, you can see that they're related. However, once you're knee-deep in sequences and series, you'll wonder how they can be related to their parents at all, and wonder if they were outright adopted. The closest you've come to dealing with infinite series and sequences is improper integration, but even that is a stretch.

Differential equations, on the other hand, are very obviously related to what you've been doing all along. In fact, solving them will begin as a simple extension of integration, something at which you are already approaching expert status. This process (called separation of variables) will not always work, however, so you'll also learn ways of dealing with differential equations that defy separation.

Finally, it's time to put away your notes, stick your book bag under your chair, and take the final exam to find out how much you've learned. Eyes on your own paper!





Chapter 20

Differential Equations

In This Chapter

- ◆ What are differential equations?
- ◆ Separation of variables
- ◆ Initial conditions and differential equations
- ◆ Modeling exponential growth and decay

Most calculus courses contain some discussion of differential equations, but that discussion is extremely limited to the basics. Most math majors will tell you that they had to suffer through an entire course on solving differential equations at some point in their math career. This is because differential equations are extremely useful in modeling real-life scenarios, and are used extensively by scientists.

A differential equation is nothing more than an equation containing a derivative. In fact, you have created more than your fair share of differential equations simply by finding derivatives of functions in the first half of the book. In this chapter, you'll begin with the differential equation (i.e., the derivative) and work your way backwards to the original equation. Sound familiar? Basically you're just going to be applying integration methods, as you have for numerous chapters now.

However, solving differential equations is not the same thing as integrating. There are lots of complicated differential equations (that we won't be exploring). Luckily, the most popular differential equation application in beginning calculus (exponential growth and decay) requires you to use a very simple solution technique called separation of variables. Let's start there.

Separation of Variables

If a *differential equation* is nothing more than an equation containing a derivative, and solving a differential equation basically means finding the antiderivative, then what's so hard about solving differential equations, and why does it get treated as a separate topic? The reason is that differential equations are usually not as straightforward as this one:

definition

Differential equations are just equations that contain a derivative. Most basic differential equations can be solved using a method called **separation of variables**, in which you move different variables to opposite sides of the equation so that you can integrate both sides of the equation separately.

$$\frac{dy}{dx} = 3 \cos x + 1$$

Clearly, the solution to this differential equation is $y = 3 \sin x + x + C$. All you have to do is integrate both sides of the equation. Most differential equations are all twisted up and knotted together with variables all over the place, like this:

$$\frac{dy}{e^{2x}} = xy \, dx$$

It looks like someone chewed up a whole bunch of equations and spat them out in random order (which is both puzzling and unappetizing). In order to solve this differential equation, you'll have to separate the variables. In other words, move all the y 's to the left side of the equation and all the x 's to the right side. Once that is done, you'll be able to integrate both sides of the equation separately. This process, appropriately called *separation of variables*, solves any basic differential equations you'll encounter.

Example 1: Find the solution to the differential equation $\frac{dy}{dx} = ky$, where k is a constant.

Solution: You need to move y to the left side of the equation and move dx to the right side. Since k is a constant, it's not clear whether or not you should move it. As a rule of thumb, move all constants to the right side of the equation. Your goal is to solve for y , so you don't want any non- y things on the left side of the equation. Start by moving the y ; so divide both sides of the equation by y to get:

$$\frac{dy}{y \cdot dx} = k$$

Now shoot that dx to the right side of the equation by multiplying both sides by dx :

$$\frac{dy}{y} = k dx$$

At this point, you can integrate both sides of the equation. Since k is a constant, its antiderivative is kx , just like the antiderivative of 5 would be $5x$:

$$\int \frac{dy}{y} = \int k dx$$

$$\ln|y| = kx + C$$

You're not quite done yet. Your final answer to a differential equation should be solved for y . To cancel out the natural log function and accomplish this, you have to use its inverse function, e^x , like this: $e^{\ln|y|} = e^{kx+C}$. (Drop the absolute value signs around the y now—they were only needed since the domain of the natural log function is only positive numbers. As the natural log disappears, let the absolute value bars go with it.)

In other words, rewrite the equation so that both sides are the powers of the natural exponential function. This gives you $y = e^{kx+C}$, since e^x and $\ln x$ are inverse functions, and as such, $e^{\ln x} = \ln(e^x) = x$. You could stop here, but go just one step further. Remember the basic exponential rule that said $x^a \cdot x^b = x^{a+b}$? The above equation looks like x^{a+b} , so you can break it up into $x^a \cdot x^b$:

$$y = e^{kx} \cdot e^C$$

Almost done. I promise. Since you have no idea what value C has, you have no idea what e^C will be. You know it'll be some number, but you have no idea what number that is. As you've done in the past, rewrite e^C as C , signifying that even though it's not the same value as the original C , it's still some number you don't know: $y = Ce^{kx}$.

That's the solution to the differential equation. It took you a while to get here, but this is a very important equation, and you'll need it in a few pages.

You've Got Problems

Problem 1: Find the solution to the differential equation $(x^2 - 1)dy = \frac{x dx}{\cos y}$.

Types of Solutions

Just like integrals, solutions to differential equations come in two forms: with and without a "+ C " term. Definite integrals had no such term, because their final answers were

numbers rather than equations. Whereas the solution to a differential equation will always come in delicious, equation form (with candy-shaped marshmallows); in some cases, you'll be able to determine exactly what the value of C should be, so you can provide a more specific answer.

Family of Solutions

If you are only given a differential equation, you can only get a general solution. Example 1 and Problem 1 are two such instances. Remember, integration cannot usually tell you exactly what a function's antiderivative is, since any functions differing only by a constant will have the same derivative.

The solution to a differential equation containing a "+ C " term is actually a *family of solutions*, since it technically represents an infinite number of possible solutions to the

differential equation. Think about the differential equation

$\frac{dy}{dx} = 2x + 7$. If you use the separation of variables technique, you get a solution of $y = x^2 + 7x + C$. You can plug in any real number value for C and the result is a solution to the original differential equation. For

example, $y = x^2 + 7x + 5$, $y = x^2 + 7x - \frac{105}{13}$, and $y = x^2 + 7x + 4\pi$ all have a derivative of $2x + 7$. These three (plus an infinite number of other equations) make up the family of solutions.

Knowing a family of solutions is sometimes not enough. Differential equations are often used as mathematical models to illustrate real-life examples and situations. In such cases, you'll need to be able to find specific solutions to differential equations, but to do so you'll need a little more information up front.

def·i·ni·tion

Any mathematical solution containing "+ C " is called a **family of solutions**, since it doesn't give one specific answer. It compactly describes an infinite number of solutions, each differing only by a constant. The members of a family of solutions have the same shape, differing only in their vertical position along the y -axis. In order to reach a specific solution, the problem will have to provide additional information.

Specific Solutions

In order to determine exactly what C equals for any differential equation solution, you'll need to know at least one coordinate pair of the differential equation's antiderivative. With that information, you can plug in the (x,y) pair and solve for C . To explain what I mean, I have thrown together a little example for those game show fans out there.

I don't know what it is that makes people (by which I mean my wife and me) so excited to watch other people agonize about winning dishwashers by throwing comically oversized dice, but it doesn't stop us from watching game shows. However, the sudden trend in these programs isn't playing silly games for prizes anymore; instead, they subject the contestants to peril in order to win vast sums of money.

Example 2: A new television game show this fall on FOX TV is making quite a stir.

Terminal Velocity will suspend contestants by their ankles on a bungee cord. Producers are still working out the details, but one of the show's features will be dropping the participants from the ceiling and allowing them to repeatedly lurch their way to the studio floor as the length of the bungee is slowly increased. Plus, the audience will throw things at them (like small rocks or maybe piranhas if ratings begin to sag). Suppose that the velocity of a contestant (in ft/sec), for the first 10 seconds of her fall, is given by $\frac{ds}{dt} = -80 \sin(2t) - 4$. If the initial position of the doomed individual is 115 feet off the ground, find her position equation.

Solution: You are given a differential equation representing velocity. The solution to the differential equation will then be the antiderivative of velocity, position. The problem also tells you that the initial position is 115 feet high. This means that the contestant's position at time equals 0 is 115, so $s(0) = 115$. You'll use that in a second to find C , but first things first; you need to apply separation of variables to solve the differential equation:

$$\int ds = \int (-80 \sin(2t) - 4) dt$$

$$s(t) = 40 \cos(2t) - 4t + C$$

There you have it—the position equation. Remember that you should get 115 if you plug in 0 for t ; make that substitution, and you can find C easily:

$$115 = 40 \cos(2 \cdot 0) - 4 \cdot 0 + C$$

$$115 = 40 \cos(0) + C$$

$$115 = 40 \cdot 1 + C$$

$$75 = C$$

Therefore, the exact position equation is $s(t) = 40 \cos(2t) - 4t + 75$.

You've Got Problems

Problem 2: A particle moves horizontally back and forth along the x -axis according to some position equation $s(t)$; the particle's acceleration (in ft/sec²) is described accurately by the equation $a(t) = 2t + 5 - \sin t$. If you know that the particle has an initial velocity of -2 ft/sec and an initial position of 5 feet, find $v(t)$ (the particle's velocity) and $s(t)$ (the particle's position).

Exponential Growth and Decay

Most people have an intuitive understanding of what it means to exhibit *exponential growth*. Basically, it means that things are increasing in an out-of-control way, like a virus in a horror movie. One infected person spreads the illness to another person, then those

two each spread it to another. Two infected people become four, four become eight, eight become sixteen, until it's an epidemic and Jackie Chan has to come in to save the day, possibly with karate kicks.

definition

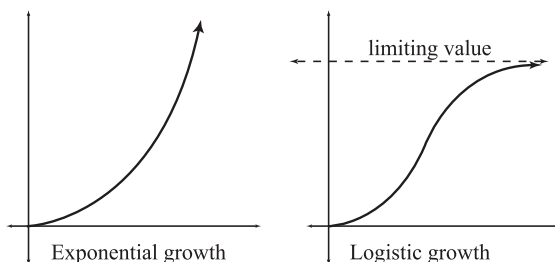
Exponential growth occurs when the rate of change of a population is proportional to the population itself. In other words, the bigger the population, the larger it grows. (With exponential decay, the smaller the population, the more slowly it decreases.) **Logistic growth** begins almost exponentially but eventually grows more slowly and stops, as the population reaches some limiting value.

Truth be told, actual exponential growth doesn't happen a lot. An exponential growth model assumes that there is an infinite amount of resources from which to draw. In our epidemic example, the rate of increase of the illness cannot go on uninhibited, because eventually, everyone will already be sick. To get around such restrictions, many problems involving exponential growth and decay deal with exciting things like bacterial growth. Bacteria are small, so it takes them much longer to conquer the world (thanks in no small part, once again, to Jackie Chan).

Notice that in Figure 20.1, the logistic growth curve changes concavity (from concave up to concave down) about midway through the interval. This change in concavity indicates the point at which growth begins to slow.

Figure 20.1

Two kinds of growth.
Neither explains that
weird mole on your neck.



A more realistic example of growth and decay is *logistic growth*. In this model, growth begins quickly (it basically looks exponential at first) and then slows as it reaches some limiting factor (as our virus could only spread to so many people before everyone was already dead—isn't that a pleasant thought?). Although it is not beyond our abilities to examine logistic growth, it is by far more complicated to understand and model, so we'll stick with exponential growth.

Mathematically, exponential growth is pretty neat. We say that a population exhibits exponential growth if its rate of change is directly proportional to the population itself. Thus, a population P grows (or decays) exponentially if $\frac{dP}{dt}$ and P are in proportion to each

other. So how fast something grows or decays is based on how much of it there is. Without getting into a lot of detail (too late for that, isn't it?), we can say that these two things are in proportion when they're equal to each other, if one of the terms is multiplied by a constant (for instance, one thing is two times or five times as big as the other).

$$\frac{dP}{dt} = k \cdot P$$

Recognize that? It's Example 1! Since you already solved this differential equation earlier in the chapter, you know that a population showing exponential growth has equation:

$$y = Ne^{kt}$$

(I know I used “ C ” as the constant before, but I like having the “ N ” there better, because when you read the formula, it looks like the word “naked,” and I am immature enough to think that's pretty funny.) In this formula, N represents the beginning or initial population, k is a constant of proportionality, and t stands for time. (The e is just Euler's number, which you've undoubtedly seen lurking about in your precalculus work—it's not a variable. Most calculators, even scientific ones, have a button for Euler's number, so you don't have to memorize it.) The y represents the total population after time t has passed.

Your first step in the majority of exponential growth and decay problems is to find k , because you will almost never be able to determine what k is based on the problem. Don't even try to guess k —it's rarely, if ever, obvious. For example, if your population increased in this sequence: 2, 4, 8, 16, 32, etc., you may be tempted to think that $k = 2$ since the population constantly doubles, but instead, $k \approx 0.693147$, which is actually in $\ln 2$.

Example 3: Even after that great movie *Pay It Forward* came out, the movement promoted by the film never really caught on. Its premise was that you should do a big favor for three different people, something they couldn't accomplish on their own. In turn, they would provide favors for three other people, and so on. Unfortunately, a new movement called Punch It Forward is catching on



Critical Point

You use the same formula for both exponential growth and decay. The only difference in the two is that k will turn out to be negative in decay problems and positive in growth problems.



Critical Point

It's easy to see why N represents the initial population. In Example 3, you know that initially (i.e., when $t = 0$), there is a population of 19. Plugging into $y = Ne^{kt}$, that gives you $19 = Ne^{k \cdot 0}$. The exponent for e is 0, and anything to the 0 power is 1. Therefore, the equation becomes $19 = N \cdot 1$. Instead of doing this in each problem, you can automatically plug the initial value into N .

instead. It's the same premise, but with punching instead of favors. On the first day of Punch It Forward, 19 people are involved in the movement. After 10 days, 193 people are involved. How many people will be involved 30 days after Punch It Forward begins, assuming that exponential growth is exhibited during that time?

Solution: Use the exponential growth and decay formula $y = Ne^{kt}$. N represents the initial population (19). You know that after 10 days have elapsed, the new population is 193. Therefore, when $t = 10$, $y = 193$. Plug all these values in and solve for k :

$$\begin{aligned} y &= Ne^{kt} \\ 193 &= 19e^{10k} \\ \frac{193}{19} &= e^{10k} \\ \ln\left(\frac{193}{19}\right) &= 10k \\ \frac{\ln\left(\frac{193}{19}\right)}{10} &= k \\ k &\approx 0.231825 \end{aligned}$$

Therefore, the exponential growth model is $y = 19e^{0.231825t}$. To find out the population after the first 30 days, plug in 30 for t :

$$\begin{aligned} y &= 19e^{0.231825(30)} \\ y &\approx 19914.2 \end{aligned}$$

Approximately 19,914 people have been inducted (and possibly indicted) into the Punch It Forward society after only one month. It's a brave new world, my friend.

You've Got Problems

Problem 3: Those big members-only warehouse superstores always sell things in such gigantic quantities. It's unclear what possessed you to buy 15,000 grams of Radon-222 radioactive waste. Perhaps you thought it would complement your 50-gallon barrel of mustard. In any case, it was a bigger mistake to drop it in the parking lot. All radioactive waste has a defined half-life—the period of time it takes for half of the mass of the substance to decay away. The half-life of Radon-222 is 3.82 days. (In other words, 3.82 days after the waste pours out on the asphalt, 7,500 grams remain, and only 3,750 grams 3.82 days after that.) Approximately how long will it take for the 15,000 grams of Radon-222 to decay to a harmless 50 grams?

The Least You Need to Know

- ◆ Differential equations contain derivatives; solutions to basic differential equations are simply the antiderivatives solved for y .
- ◆ If a problem contains sufficient information, you can find a specific solution for a differential equation; it won't contain a "+ C " term.
- ◆ If a population's rate of growth or rate of decay is proportional to the size of the population, the growth or decay is exponential in nature.
- ◆ Exponential growth and decay is modeled with the equation $y = Ne^{kt}$.

Chapter 21

Visualizing Differential Equations

In This Chapter

- ◆ Approximating function values with tangent lines
- ◆ Slope fields: functional fingerprints
- ◆ Using Euler's Method to solve differential equations

Our brief encounter with differential equations is almost at an end. Like ships passing in the night, we will soon go our separate ways, and all you'll have left are the memories. Before you get too nostalgic, though, we have to discuss some slightly more complex differential equation topics.

We'll start with linear approximation, which we actually could have discussed in Chapter 9, because it is basically an in-depth look at tangent lines. However, it is a precursor to a more complex topic called Euler's Method, which is an arithmetic-heavy way to solve differential equations if you can't use separation of variables. It's a good approximation technique to have handy, since there are about 10 gijillion other ways to solve differential equations that we don't know the first thing about at this level of mathematical maturity.

Before we call it quits, we'll also spend some quality time with slope fields. They are exactly what they sound like—a field of teeny little slopes, planted like cabbages. By examining those cabbages, we can tell a lot about the solution to a differential equation. All in all, this chapter focuses on ways to broaden our understanding of differential equations without having to learn a whole lot more mathematics in the process. You have to love that.

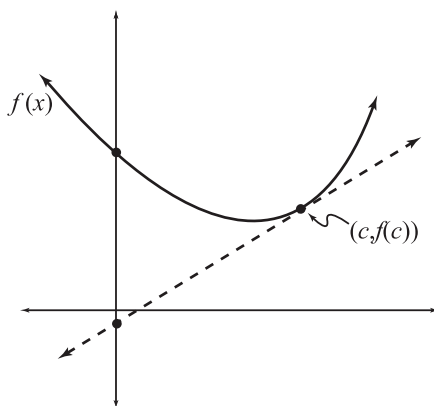
Linear Approximation

We have been finding derivatives like mad throughout this entire book. Even though the derivative is the slope of the tangent line, it took us a while to appreciate why that could be even a remotely useful thing to know. In time, we learned that derivatives describe rates of change and can be used to optimize functions, among other things.

Let's add something new to the list about how mind-numbingly useful derivatives are. Take a look at the graph of a function $f(x)$ and its tangent line at the point $(c, f(c))$ in Figure 21.1.

Figure 21.1

The graphs are very close to one another at $x = c$, but the farther away from the point of tangency, the farther apart they get. The line, for example, would not give you a good approximate value for $f(0)$. The y -intercept of the line is negative, but the function is positive when $x = 0$.



Notice how the graph of f and the tangent line graph get very close to each other around $x = c$. If you were to plug a value of x very close to c into both functions, you'd get the same output.

Because the equation of a tangent line to a function has values that usually come very close to the function around the point of tangency, that tangent equation is a good *linear approximation* for the function. No matter how simple a function may be to evaluate, not many functions are simpler than the equation of a line. Furthermore, there are some

functions that are way too hard to evaluate without a calculator, and linear approximations are very handy to approximate such functions.

Example 1: Estimate the value of $\ln(1.1)$ using the linear approximation to $f(x) = \ln x$ centered at $x = 1$.

Solution: The problem asks you to center your linear approximation at $x = 1$; this means that you should find the equation of the tangent line to $f(x)$ at that x -value. It's easy to build the equation of a tangent line—you did it way back in Chapter 10. All you need is the slope of the tangent line, which is $f'(1) = \frac{1}{1} = 1$, and the point of tangency, which is $f(1) = \ln 1 = 0$. With this information, use the point-slope equation to build the tangent line:

$$\begin{aligned}y - y_1 &= m(x - x_1) \\y - 0 &= 1(x - 1) \\y &= x - 1\end{aligned}$$

def•i•ni•tion

A **linear approximation** is the equation of a tangent line to a function used to approximate the function's values lying close to the point of tangency.



Kelley's Cautions

Remember: Only use a linear approximation for x -values close to the x at which the approximation was centered. Notice that the approximation in Example 1 gives an awful approximation of $\ln x$ when $x = \frac{1}{8}$: -0.87 . The actual value of $\ln \frac{1}{8}$ is -2.079 .

That's rather inaccurate, even though $\frac{1}{8}$ is less than one unit away from the center of the approximation!

Now plug in $x = 1.1$ into the linear equation; you'll get $y = 1.1 - 1 = 0.1$. The actual value of $\ln(1.1)$ is $.09531$, so your estimate is pretty close.

You've Got Problems

Problem 1: Estimate the value of $\arctan(1.9)$ using a linear approximation centered at $x = 2$.

Slope Fields

Even if you can't solve a differential equation, you can still get a good idea of what the solution's graph looks like. You just learned that a graph's tangent line looks a lot like the graph right around the point of tangency. Well, if you draw little tiny pieces of tangent line all over the coordinate plane, those pieces will show the shape of the solution graph. It's similar to using metallic shavings to determine where magnetic fields lie, or sprinkling fingerprint powder on a table's surface to highlight the shape of the print.

Drawing a *slope field* is a very simple process for basic differential equations, but it can get a bit repetitive. All you have to do is plug points from the coordinate plane into the differential equation. Remember, the differential equation represents the slope of the solution graph, as it is the first derivative. You will then draw a small line segment centered at that point with the slope you calculated.

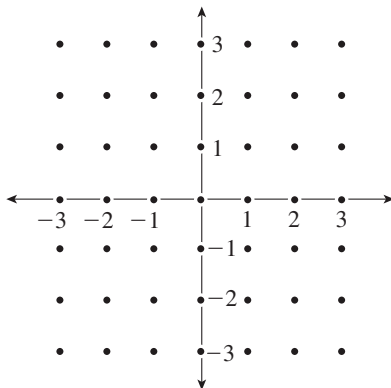
definition

A **slope field** is a tool to help visualize the solution to a differential equation. It is made up of a collection of line segments centered at points whose slopes are the values of the differential equation evaluated at those points.

Let's start with a very basic example: $\frac{dy}{dx} = 2x$. You know that the solution to this differential equation is $y = x^2 + C$, a family of parabolas with their vertices on the y -axis. Let's draw the slope field for $\frac{dy}{dx} = 2x$. First, let's identify the fertile field where our slopes will grow and flourish (see Figure 21.2).

Figure 21.2

Each of the points indicated has coordinates that are integers; this makes the substitution a little quicker and easier.



At every dot on that field, you are going to draw a tiny little segment. Let's start at the origin. If you plug $(0,0)$ into $\frac{dy}{dx} = 2x$, you get $\frac{dy}{dx} = 2 \cdot 0 = 0$, so the slope of the tangent line there will be 0 (i.e., the line is horizontal). Therefore, draw a small horizontal segment centered at the origin. The substitution was pretty easy—you didn't even have to plug the y -value in, because there is no y in the differential equation.

Now, you should do the same thing for every other point in Figure 21.2. Let's do one more together to make sure you've got the hang of this. For fun, I'll pick the point $(1,2)$ —doesn't that *sound* fun? Plugging it into the differential equation gives you $\frac{dy}{dx} = 2 \cdot 1 = 2$. Therefore, the line segment centered at $(1,2)$ will have a slope of 2.

Once you've plugged all those points into the differential equation, you should end up with something like Figure 21.3.



Critical Point

As a rule of thumb, a slope of 1 means a segment with a 45-degree angle. Greater slopes will be steeper and smaller slopes will be shallower. Negative slopes will fall from left to right, whereas positive slopes rise from left to right.

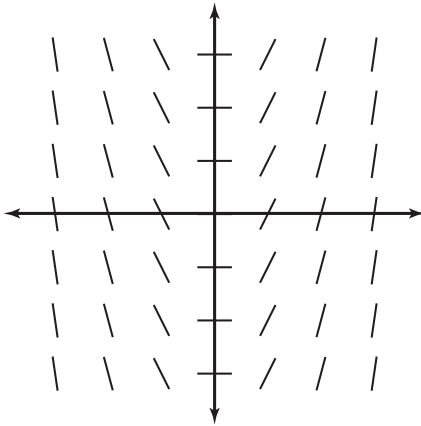


Figure 21.3

A slope field with just a hint of parabola.



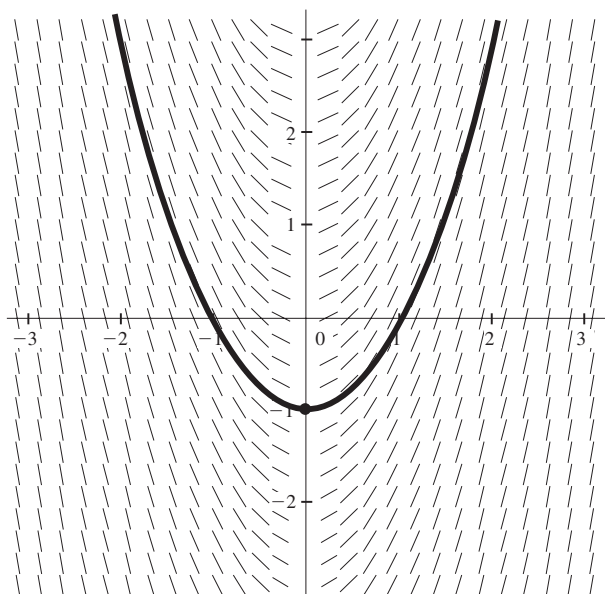
Kelley's Cautions

A slope field will always outline a family of solutions. If you are given a point on the graph of the solution, place your pencil there and follow the paths of the slope segments to get an approximate graph of the specific solution. It's not an exact method of obtaining a graph by any means. Soon, however, you'll learn Euler's Method, and that'll help you find more exact solutions to unsolvable differential equations.

Can you see the shape hiding among all the little twigs? It's not perfect, but these little segments do a pretty good job of outlining the shape of a parabola whose vertex is on the y -axis. The slope field traces the shape of its solution curve. If you use a computer to draw the slope field, the shape is even clearer. (Computers don't tire as easily as I do when plugging in points; they don't even mind fractions.) For example, Figure 21.4 is a computer-generated slope field for $\frac{dy}{dx} = 2x$ with a specific solution shown, so you can see how well the slope field traces the solution.

Figure 21.4

Although one parabola is drawn as a possible solution, it's easy to see that there are a lot of possible parabolas hiding in the woodwork. The solution graph assumes that the point $(0, -1)$ is a point on the solution.



Critical Point

You can download a fantastic program called *Graphmatica* that draws slope fields on your computer at www.graphmatica.com.

Again, this is a very detailed slope field; the computer calculated slopes at many fractional coordinates as well as integer coordinates. If you know the solution to the differential equation contains the point $(0, -1)$, you get the specific solution, represented by the darkened graph.

Slope fields are most useful when you cannot solve the given differential equation by separation of variables but still want to see what the graph of the solution looks like. There are so many differential equations out there that we can't solve at this level of our journey toward mathematical enlightenment, it's good to enlist as many allies as we can.

You've Got Problems

Problem 2: Draw the slope field for $\frac{dy}{dx} = \frac{x+y}{x-y}$ and sketch the specific solution to the differential equation that contains the point $(0, 1)$.

Euler's Method

To understand what *Euler's Method* really accomplishes in the land of differential equations, we need to talk about navigating through the woods. I am not a huge fan of the outdoors, to be perfectly honest. I'm glad to be inside with the air conditioning on, away from flies, ticks, and those ugly little spiders that burrow under your skin and lay eggs in your brain. You may say those kinds of spiders don't exist and you're probably right, but there's nothing wrong with being too careful.

This was not the case when I was younger. I always enjoyed tromping around outside and coming in as dirty as possible, covered in mud, sand, grass stains, and mashed bugs. In particular, I enjoyed exploring the woods with my friends. Most of the time, we'd be in areas either my friends or I knew extremely well. We even had crude maps of the woods drawn out, not that we ever actually had to resort to them. In new or unfamiliar woods, however, we'd rely on a compass to direct us to a road we knew: "Okay, if we get lost we'll go west and meet at the rotten tree trunk John lost his shoe in last year; watch out for those brain-egg spiders along the way."

When you solve a differential equation using separation of variables, you're given a map to all the correct solutions for that differential equation. In fact, the correct path to follow is the graph of the equation's solution. Back to our simple example from earlier: if the solution to the differential equation $\frac{dy}{dx} = 2x$ contains the point $(3, 6)$, you can easily find the exact solution using separation of variables. The antiderivative will be $y = x^2 + C$, and you can plug in the coordinate pair to find C :

$$6 = 3^2 + C$$

$$6 = 9 + C$$

$$-3 = C$$

Therefore, the exact solution to the differential equation is $y = x^2 - 3$. Now that you have this solution, it maps your way to other values on the solution graph. For example, it's

def•i•ni•tion

Euler's Method is a technique used to approximate values on the solution graph to a differential equation when you can't actually find the specific solution to the differential equation via separation of variables. By the way, Euler is pronounced *OIL-er*, not *YOU-ler*.

very easy to determine what the value of $y(4)$ is (i.e., the solution graph's output when you input $x = 4$):

$$\begin{aligned}y &= x^2 - 3 \\y(4) &= 4^2 - 3 = 16 - 3 \\y(4) &= 13\end{aligned}$$

The solution graph “map” makes it easy to find the correct y -value corresponding to any x -value. But—and this is a big but—what if you can't solve the differential equation by separation of variables? Instead of a map, you'll use the compass of Euler's Method.

You'll still be given a point on the solution curve in these problems, but you won't be able to use it to find C . Instead, you'll use it as your reference point (“If you get lost, go west and meet at the shoe-devouring tree trunk”). From there, you'll take a compass reading (“We should go north—that big tree that looks like Scooby Doo is north from here”). When you have gone a fixed distance, you'll take another compass reading (“Okay, we're at the tree; now we should go northeast to that log with the frog on it”). After every small journey (as you reach each landmark), you'll take a compass reading and make sure that your course is true, and that you're heading in the right direction. After all, you are navigating in unknown lands without a map, with dangerous spiders everywhere. Better keep checking your compass.

Remember, a function and its tangent line have nearly equal values near the point of tangency. This is essential to Euler's Method. Taking compass readings in the woods is analogous to finding the correct derivative for the given function. We'll then step carefully along this slope for a fixed amount of time. If we go too far, the values of the slope will become too different from the values of the function (whose map we don't have). So we'll make another derivative check and start moving down this new direction. Remember, we don't know where the path is, but by using derivatives, we're staying as close to it as possible.

Before we can actually perform Euler's Method, we need to possess one prerequisite skill. Let's say you are at the point $(0,3)$ and want to walk along a certain line that passes through that point. If that line has slope $m = \frac{2}{5}$, then walking up two units and to the right five units—arriving at the point $(5,5)$ —ensures that you stay on the line. However, what if you only want to go $\frac{1}{3}$ of a unit up? How many units would you go right to make sure you were still on the line?

Example 2: Line l passes through $(0,3)$ and has slope $m = \frac{2}{5}$. Without finding the equation

of line l , find the correct y in the coordinate pair $(\frac{1}{3}, y)$ if that point is also on line l .

Solution: The point $(\frac{1}{3}, y)$ is exactly $\frac{1}{3}$ of a unit to the right of the original point $(0, 3)$, so you can say that the change in x is $\frac{1}{3}$ from the first to the second point. Mathematically, this is written $\Delta x = \frac{1}{3}$. All you have to do is find the corresponding Δy to determine how far you should go vertically from the original y -value of 3. Remember that according to the slope equation you learned in your mathematical infancy, slope is equal to the change in y divided by the change in x : $m = \frac{\Delta y}{\Delta x}$. Use this equation to find the correct Δy :

$$m = \frac{\Delta y}{\Delta x}$$

$$\frac{2}{5} = \frac{\Delta y}{\frac{1}{3}}$$

$$\Delta y = \frac{2}{5} \cdot \frac{1}{3} = \frac{2}{15}$$

According to this, you need to go up $\frac{2}{15}$ of a unit from the original y -value of 3 to stay on the line. Since $3 + \frac{2}{15} = \frac{45}{15} + \frac{2}{15} = \frac{47}{15}$, the point $(\frac{1}{3}, \frac{47}{15})$ is guaranteed to be on the line through $(0, 3)$ whose slope is $\frac{2}{5}$.



Critical Point

In Example 2, you're learning how to use a compass reading ($m = \frac{2}{5}$) to walk a short distance ($x = \frac{1}{3}$) and yet stay on the correct path.

You've Got Problems

Problem 3: If you begin at point $(-1, 4)$ and proceed to the right a distance of $\Delta x = \frac{1}{2}$ along a line with a slope of $m = -\frac{2}{3}$, at what point do you arrive?

Now it's time to actually use Euler's Method. Euler's problems give you a differential equation, a starting point, and a value that needs estimating on the solution curve. You'll be told how many steps of what width to use, and you'll take steps of that width using the same method you did in Example 2.

Example 3: Use Euler's Method with three steps of width $\Delta x = \frac{1}{3}$ to approximate $y(3)$ if $\frac{dy}{dx} = x + y$ and the point $(2, 1)$ appears on the solution graph.

Solution: It should be clear why the width of the steps is $\Delta x = \frac{1}{3}$ —you’re stepping from $x = 2$ to $x = 3$ in three steps. You’ll repeat the same process three times, one for each step.

Step One: From $x = 2$ to $x = \frac{7}{3}$ (or $2\frac{1}{3}$)

The tangent slope at the point $(2,1)$ is

$$\frac{dy}{dx} = x + y = 2 + 1 = 3$$

Use this slope to calculate the correct value of Δy :

$$\frac{dy}{dx} = \frac{\Delta y}{\Delta x}$$

$$3 = \frac{\Delta y}{\frac{1}{3}}$$

$$\Delta y = 3 \cdot \frac{1}{3} = 1$$

This tells you to go up one unit from $y = 1$ while stepping right $\frac{1}{3}$ from $x = 2$:

$$\left(2 + \frac{1}{3}, 1 + 1\right) = \left(\frac{7}{3}, 2\right)$$

Step Two: From $x = \frac{7}{3}$ to $x = \frac{8}{3}$

Repeat the same process as above, but use a starting point of $\left(\frac{7}{3}, 2\right)$ instead of $(2,1)$. This time, the tangent slope is $\frac{dy}{dx} = x + y = \frac{7}{3} + 2 = \frac{13}{3}$ while Δx remains $\frac{1}{3}$. Find Δy :

$$\frac{13}{3} = \frac{\Delta y}{\frac{1}{3}}$$

$$\Delta y = \frac{13}{3} \cdot \frac{1}{3} = \frac{13}{9}$$

So, the starting point for the final step will be:

$$\left(\frac{7}{3} + \frac{1}{3}, 2 + \frac{13}{9}\right) = \left(\frac{8}{3}, \frac{31}{9}\right)$$



Kelley's Cautions

The more steps you take (i.e., the smaller the width of each step), the more accurate your final approximation will be. Even with large steps, however, Euler's Method gets messy quickly; the ugly fractions compound, and it's easy to make an arithmetic mistake. It's best to check your work with a calculator.

Step Three: From $x = \frac{8}{3}$ to $x = 3$

This time, the slope of the tangent line is $\frac{dy}{dx} = \frac{8}{3} + \frac{31}{9} = \frac{55}{9}$; again, use it to find that

$$\Delta y = \frac{55}{27}. \text{ Add } \Delta x \text{ and } \Delta y \text{ to } \left(\frac{8}{3}, \frac{31}{9}\right) : \left(\frac{8}{3} + \frac{1}{3}, \frac{31}{9} + \frac{55}{27}\right) = \left(3, \frac{148}{27}\right).$$

According to Euler's Method, the solution to the differential equation $\frac{dy}{dx} = x + y$ at $x = 3$ is approximately $\frac{148}{27}$, or 5.481.

You've Got Problems

Problem 4: Use Euler's Method with three steps of width $\Delta x = \frac{1}{3}$ to approximate $y(1)$ if

$$\frac{dy}{dx} = 2x - y \text{ given that the solution graph passes through the origin.}$$

The Least You Need to Know

- ◆ A function and its tangent line have similar values near the point of tangency.
- ◆ Slope fields are collections of small tangent lines spread out over the coordinate plane that trace the graphs of solutions to differential equations.
- ◆ Euler's Method is used to approximate solutions to differential equations via linear approximation.

Chapter 22

Sequences and Series

In This Chapter

- ◆ Sequences: more than lists of numbers
- ◆ Can sequences have limits?
- ◆ The difference between sequences and series
- ◆ Understanding very simple series

As they used to say in *Monty Python's Flying Circus*, “Now, for something completely different.” It's time for sequences and series. I've always thought it strange that a completely unrelated calculus topic be thrown in at the end of a basic calculus course, but so it has been, and so it shall be. Perhaps it is overstating the matter to say that a brief study in these topics is *completely* unrelated. You'll see some limits (in fact, you'll see limits at infinity, which are always fun), and a smidgen of integration thrown in as well. However, these final chapters are sure to leave a different taste in your mouth than those preceding them.

Sequences and series are often the least understood and most quickly forgotten topics for calculus students. This happens mainly because they fall at the end of the course, when students tire of learning new material, and (sad but true) when teachers are tired of presenting it.

That's not to say that this chapter is difficult to understand, tricky, or uninteresting. In fact, some of the things you'll learn are downright fascinating, but

it's up to you to stay the course and keep focused. Many a great calculus student has fallen prey to indifference this late in the game. Don't let it happen to you!

What Is a Sequence?

When I was in elementary school, I used to love those little pattern puzzles. You know the ones I'm talking about: "Find the next number in the following sequence: 1, 3, 5, 7," After some careful consideration, you would see that the next number in the pattern would be 36 (just kidding—it's 9). Unbeknownst to you, you were exploring a very basic mathematical *sequence*.

def•i•ni•tion

A **sequence** is a list of numbers generated by some mathematical rule typically expressed in terms of n . In order to construct the sequence, you plug consecutive integer values into n .

A sequence is a list or collection of numbers that is generated by some defining rule. It can be written as a list, like the simple sequence above, or in braced notation using the variable n . For example, the sequence of odd integers is generated by the sequence $\{2n-1\}$. See how the sequence develops as you plug in integer values for n , beginning with 1:

$$(2(1) - 1), (2(2) - 1), (2(3) - 1), (2(4) - 1), (2(5) - 1), \dots \\ = 1, 3, 5, 7, 9, \dots$$

How did I know to use that pattern to generate the odd integers? Well, two times anything must *always* result in an even number, and if you subtract 1 from an even number the result is always odd. Sometimes the trickiest thing about sequences is trying to figure out what the defining rule is, given only a list of the terms in the sequence. All it takes is a little practice (which you'll get in a few moments) and a good instinct for patterns.



Kelley's Cautions

You may wonder, "Can I start by plugging in 0 (or any other number besides 1) to get the sequence if it's written in braced notation?" The answer is: Don't sweat the small stuff. When we discuss sequences, we're usually worried about how the one jillionth element behaves, not the first two or three. The main focus is the pattern, not where the pattern starts. This is not so with *series*, however—but more on that at the right time.

Sequence Convergence

Your primary goal when dealing with sequences will be to determine whether or not they *converge*. If a sequence is convergent, the terms in it will approach, but never reach, some

limiting real number value. The key word there is “limiting,” because you’ll use a limit at infinity to determine whether or not a sequence converges. This makes the process very easy, because you’ve already dealt with limits at infinity out the wazoo, so there are no new concepts to learn just yet.

Mathematically, we say that the sequence $\{a_n\}$ converges if $\lim_{n \rightarrow \infty} a_n$ exists. This makes a lot of sense. In essence, you are looking to see how the sequence acts as n gets very large, which means that you’re inspecting the behavior of the sequence far, far down its list of members. If the rule defining the sequence has a limit, then it only makes sense that the sequence created by that rule would also be bounded.

Example 1: Is the sequence $\frac{0}{1}, \frac{1}{4}, \frac{2}{9}, \frac{3}{16}, \frac{4}{25}, \dots$ convergent or divergent?

Solution: First, you need to come up with a general rule that defines this sequence. The first term ($n = 1$) is $\frac{0}{1}$, while the second term ($n = 2$) is $\frac{1}{4}$. Notice that the numerator is one less than n and the denominator for each term is n^2 . The same pattern holds true for the other terms, so the sequence is $\left\{\frac{n-1}{n^2}\right\}$. To see if this converges, you examine $\lim_{n \rightarrow \infty} \frac{n-1}{n^2}$. Remember how to do limits at infinity? You can either use L'Hôpital's Rule or compare degrees of the numerator and denominator. Either way, you get a limit of 0. Since the limit exists (i.e., the sequence does not increase without bound), the sequence converges.

def·i·ni·tion

A **convergent** sequence has elements that approach, but never reach, some limiting value. If $\lim_{n \rightarrow \infty} a_n$ exists, then the sequence $\{a_n\}$ converges. By the way, by writing $\{a_n\}$ you mean any generic sequence, just like $f(x)$ indicates any generic function. If the sequence does not converge, it is called **divergent**.

You've Got Problems

Problem 1: Does the sequence $\left\{\frac{5n^3}{\ln n^2}\right\}$ converge or diverge?

What Is a Series?

A mathematical *series* is very similar to a sequence. However, instead of simply listing the numbers in sequence, you add them together. Series are also a little pickier about where you start and end. To keep from getting confused between sequences and series, I use the World Series as a mnemonic device. How do you get the score of each game of the World Series (or any baseball game, for that matter)? You add the scores together for each individual inning. Thus, series are based on sums, whereas sequences are not.

def•i•nition

A **series** is the sum of the terms of a sequence. Series are typically written in sigma notation, which indicates what n -values create the first and last terms of the series.

Let's take a look at the simple series $\sum_{n=0}^4 (n^2 + 3)$.

Don't get frazzled by the sigma notation (that's what you call that Greek letter out front, for those of you who weren't in fraternities and sororities in college). Those boundaries work a lot like integration boundaries. Start by plugging the bottom bound (0) in for n and then plug in consecutive integers until you reach the top bound (4), which will be your last term. Remember, this is a series, so you have to add all of the results together:

$$\begin{aligned}\sum_{n=0}^4 (n^2 + 3) &= (0^2 + 3) + (1^2 + 3) + (2^2 + 3) + (3^2 + 3) + (4^2 + 3) \\ &= 3 + 4 + 7 + 12 + 19 \\ &= 45\end{aligned}$$

Much of the time in calculus, we don't care about series like $\sum_{n=0}^4 (n^2 + 3)$, because they are finite (they don't contain an infinite number of terms). Finite series are all well and good, but they are sort of like scuba diving in a kiddie pool. If you want to see the really exotic fish and big octopi that drag men screaming to their watery graves, we need to examine infinite series.

Your primary concern with infinite series will be to determine if they converge or diverge, just like sequences. That is to say, if you were to add all the terms in the infinite sequence, would you get an actual answer? It seems bizarre that you can add an infinite number of things together and get, say, $14\frac{2}{3}$, but it happens. Like I told you, we're swimming with the weird and dangerous fish now.

Critical Point

For the rest of this chapter, and all of the next chapter, we're going to be examining infinite series and trying to determine whether or not they converge. In some cases, we'll be able to find the actual sum of the infinite series, but in most, we'll content ourselves with the knowledge that the series does converge, even if we don't know what the sum is.

Before we slap on the swim fins and the snorkel, we need to discuss one last thing: the *n th term divergence test*. In our bizarre (and strangely persistent) scuba diver metaphor, this test is our speargun. If any infinite series fails this test, it is automatically divergent, and we need not spend one more second on the problem. So the n th term divergence test should be the first thing you apply to any infinite series you see, in the hopes of spearing that problem right in the gut. Once you prove a series divergent, there's nothing else to do other than watch it spiral to the sea floor, on the lookout for more ferocious predators in the water around you.



*n*th term divergence test: The infinite series $\sum a_n$ is divergent if $\lim_{n \rightarrow \infty} a_n \neq 0$.

You've Got Problems

Problem 2: Does the series $\sum_{n=0}^{\infty} \sin n$ converge or diverge?

Think about what this means. If you are adding an infinitely long list of numbers together, there's no way you can get a finite sum unless you're eventually adding 0 (or something close to it) infinitely. For example, if $\lim_{n \rightarrow \infty} a_n = \frac{1}{2}$, then you're eventually adding $\frac{1}{2} + \frac{1}{2} + \frac{1}{2} + \frac{1}{2} + \dots$ forever and ever, and that sum will get infinitely large, half a unit at a time, for all of eternity, causing the series to diverge.



Kelley's Cautions

You can *never* use the *n*th term divergence test to prove that a series converges.

It can only prove divergence. Consider the series $\sum_{n=1}^{\infty} \frac{1}{n}$ (called the "harmonic

series"). If you apply the *n*th term divergence test, you'll see that $\lim_{n \rightarrow \infty} \frac{1}{n} = 0$. You *cannot* then conclude that the series converges; in fact, the series *diverges*, in spite of the fact that the sequence $\frac{1}{n}$ converges. In this case, the *n*th term divergence test tells you absolutely nothing.

Basic Infinite Series

Let me return to my absurd but entertaining metaphor of working with series as scuba diving for a moment. In Chapter 23, you will be plunged into the cold depths of the sea, surrounded by aquatic life of all kinds, and quite possibly solve a very complex crime by noticing sand patterns. (The last of the three events may only happen to you if you are the Scooby Doo gang, Nancy Drew, or one of the Hardy Boys.) Before you can hope to survive in such an unforgiving seascape, you need to log some time in a fishing pond, surrounded by guppies, minnows, and recently deceased teamsters. The series that follow are the guppies of the infinite series world. Let's tangle with them before we bring on the man-eaters.

Geometric Series

Whether in sigma form or expanded as a sum, *geometric series* are very easy to spot. All of the terms will contain a common factor, and once it's factored out, the result will be a number raised to consecutive powers. That sounds like a mouthful, but it's

very simple in practice. All geometric series have the form $\sum_{n=0}^{\infty} ar^n$, where a is that constant every term has in common and r is the *ratio*, the number that is raised to consecutive powers to generate the series.

def•i•ni•tion

A **geometric series** has the form $\sum_{n=0}^{\infty} ar^n$, where a and r are constants. When the series is expanded, every term will contain a , and consecutive terms will possess consecutive powers of r , which is called the **ratio**. Notice that geometric series begin with $n = 0$. This has the net effect of making the first term a when the series is written as a sum:

$$\sum_{n=0}^{\infty} ar^n = a + ar + ar^2 + ar^3 + \dots$$



Critical Point

You can pull constants out of sigma notation just like you can with integrals.

Just like

$$\int a \cdot f(x) dx = a \int f(x) dx$$

for any constant a ,

$$\sum a \cdot f(n) = a \sum f(n).$$

A geometric series will converge if $0 < |r| < 1$; it will diverge if $|r| \geq 1$. If the series converges, you can even find the sum of the series by plugging into the formula $\frac{a}{1-r}$. Because determining convergence is as easy as looking at the r term, these series couldn't be easier. They're only a little tricky when they are written as a sum rather than in sigma notation, and are only marginally trickier then.

Example 2: Determine whether or not the geometric series $2 + 3 + \frac{9}{2} + \frac{27}{4} + \frac{81}{8} + \dots$ converges. If so, give the sum of the series.

Solution: The problem very kindly tells you there's a geometric series lurking there. The first term, then, is the a term, and if you factor it out of everything, you'll get $2 \left(1 + \frac{3}{2} + \frac{9}{4} + \frac{27}{8} + \frac{81}{16} \right)$. Clearly, the ratio in the series is $r = \frac{3}{2}$, because the terms in the

expansion are consecutive powers of that fraction— $\left(\frac{3}{2}\right)^0 = 1$, $\left(\frac{3}{2}\right)^1 = \frac{3}{2}$, $\left(\frac{3}{2}\right)^2 = \frac{9}{4}$, $\left(\frac{3}{2}\right)^3 = \frac{27}{8}$, etc.

Rewrite the series in geometric form: $\sum_{n=0}^{\infty} 2\left(\frac{3}{2}\right)^n$. Since $\left|\frac{3}{2}\right| \geq 1$, this series will diverge, and as such, will have no finite sum.

You've Got Problems

Problem 3: Determine whether or not the series $\sum_{n=0}^{\infty} 4\left(\frac{2}{3}\right)^n$ converges. If it does, find the sum of the series.

P-Series

If a series has the form $\sum_{n=1}^{\infty} \frac{1}{n^p}$, where p is a constant, it is called a *p-series*. Sometimes *p-series* will try to hide their true identity with additional constants, but any disguise will be transparent. Remember, you can factor constants

out of sigma notation. Therefore, even $\sum_{n=1}^{\infty} \frac{7}{3n^{2/3}}$ is a *p-series*. Removing those constants gives you $\frac{7}{3} \cdot \sum_{n=1}^{\infty} \frac{1}{n^{2/3}}$, which is a *p-series* with $p = \frac{2}{3}$.

Determining the convergence of a *p-series* is easy—all you have to do is examine the p . (Sounds like something a urologist would do, but don't let that bother you.) A *p-series* will converge if $p > 1$, but will diverge for all other values of p . Unlike geometric series, you cannot determine the sum of a convergent *p-series* using a handy formula. In fact, you won't be asked to calculate the sum of an infinite series unless the series is geometric or telescoping (the next simple series you'll learn).

def·i·nition

A *p-series* has the form $\sum_{n=1}^{\infty} \frac{1}{n^p}$, where p is a constant. It converges if $p > 1$, but diverges for all other values of p . Notice that the lower bound of the series is no longer $n = 0$, as it was with geometric series. It is now $n = 1$, as it will be for just about every series we'll discuss from this point forward.

You've Got Problems

Problem 4: Is the series $\sum_{n=1}^{\infty} \frac{6}{5}n^{-3}$ convergent or divergent?

Telescoping Series

The key characteristic of *telescoping series* is that all but one or a few terms of the series will cancel out, which makes finding the sum of these series extremely easy. All you have to do

is write out the series expansion until it's clear what terms disappear, negated by other terms in the series.

Example 3: Find the sum of the convergent telescoping series $\sum_{n=1}^{\infty} \left(\frac{1}{n} - \frac{1}{n+3} \right)$.

Solution: If you expand this series, you get:

$$\left(1 - \frac{1}{4}\right) + \left(\frac{1}{2} - \frac{1}{5}\right) + \left(\frac{1}{3} - \frac{1}{6}\right) + \left(\frac{1}{4} - \frac{1}{7}\right) + \left(\frac{1}{5} - \frac{1}{8}\right) + \dots$$

Regroup the pairs of opposite numbers:

$$1 + \frac{1}{2} + \frac{1}{3} + \left(\frac{1}{4} - \frac{1}{4}\right) + \left(\frac{1}{5} - \frac{1}{5}\right) + \dots$$

Every term greater than $\frac{1}{3}$ will be canceled out by its opposite somewhere along the life span of the series. Therefore, the sum of the series is simply the sum of the three terms that remain:

$$1 + \frac{1}{2} + \frac{1}{3} = \frac{11}{6}$$

def•i•n•i•t•i•o•n

A **telescoping series** contains an infinite number of terms and their opposites, resulting in almost all of the terms in the series canceling out. Telescoping series, by their very nature, must contain a subtraction sign.

You've Got Problems

Problem 5: Calculate the sum of the series $\sum_{n=1}^{\infty} \left(\frac{1}{n} - \frac{1}{n+1} \right)$.

The Least You Need to Know

- ◆ A sequence is a list of numbers based on some defining rule. A sequence converges if the limit at infinity of its defining rule exists.
- ◆ A series is the sum of a specific number of terms of a sequence, as defined by lower and upper boundaries. If the upper boundary is infinity, the given series is said to be infinite.
- ◆ Geometric series have the form $\sum_{n=0}^{\infty} ar^n$ and converge only if $0 < |r| < 1$; the sum of a convergent geometric series is $\frac{a}{1-r}$.
- ◆ *P*-series have the form $\sum_{n=1}^{\infty} \frac{1}{n^p}$ and converge only if $p > 1$.

Chapter 23

Infinite Series Convergence Tests

In This Chapter

- ◆ A link to integration?
- ◆ Comparing series: “Why can’t you be like your sister?”
- ◆ Disarming series using the Ratio and Root Tests
- ◆ Investigating alternating series

When I first taught series as a high school teacher, I hated them. I loathed them. I don’t now, but back then it was a different story. In fact, when the thought of infinite series crossed my mind, my face twisted into an involuntary sneer. It could, however, have something to do with the circumstances. I was the fill-in guy for the *real* calculus teacher, because she was pregnant.

I didn’t remember a single derivative, integral, or limit from calculus, and now I had to teach infinite series to a bunch of students who’d probably rather have seen me disemboweled than listen to explanations for concepts I only half understood myself. But you probably already know what hating an occasional calculus topic feels like, and I’m preaching to the choir. The good news is that you have a strong and secure calculus background behind you, so series convergence tests will be very easy to understand.

Which Test Do You Use?

As you may have guessed, this chapter is full of tests used to determine whether or not infinite series converge. We won't be able to find sums of any infinite series anymore—these series are too complex for that—so we'll settle for simply knowing whether or not that mystery sum exists.

Like integration problems, infinite series require numerous techniques. Sometimes you'll be able to tell what convergence test to use just by looking at a series, but much of the time, you'll have to do a little experimenting to find one that works. Have you ever noticed that it's easy to choose between things if only given a few options? Well, this chapter adds six additional convergence tests to the three from last chapter, and it can be tricky to decide which to choose. Just like everything else in calculus, however, practice makes perfect. Eventually, you'll develop an instinct that nudges you toward the correct method to use based on the look of the problem. Besides, I'll give you some hints to whip that instinct into shape.

The Integral Test

In Chapter 18, you learned how to calculate improper integrals by using limits. One of the major causes of an improper integral was an infinite boundary. Can you see any relation to infinite limits? Look at the two problems that follow:

def•i•n•i•t•i•o•n

The **Integral Test** states that the positive series $\sum_{n=1}^{\infty} a_n$ converges

if the improper integral $\int_1^{\infty} a_n \, dn$

has a finite value. The opposite is also true—if the definite integral is infinitely large, the series diverges. It doesn't make a lot of sense to apply the Integral Test to a function whose graphic is increasing as $x \rightarrow \infty$, because the area trapped beneath that curve will not be finite.

$$\int_1^{\infty} \frac{1}{1+2n} \, dn \quad \sum_{n=1}^{\infty} \frac{1}{1+2n}$$

These problems look almost identical, just like Superman and mild-mannered newspaper reporter Clark Kent. In fact, the series on the right will converge if the integral on the left converges (i.e., has a numeric value). However, if the integral on the left increases without bound, then so does the infinite sum on the right. This correlation between the convergence of an infinite series and its corresponding improper integral is called the *Integral Test*.

You can only apply the Integral Test to series that exclusively contain positive terms (called positive series). You'll be able to deal with series containing negative and alternating positive and negative terms with other tests.

Example 1: Use the Integral Test to determine the convergence of $\sum_{n=1}^{\infty} \frac{1}{1+2n}$.

Solution: As I've already mentioned, this series will converge if $\int_1^{\infty} \frac{1}{1+2n} dn$ is a finite number. To evaluate the definite integral, you need to replace the infinite boundary with a limit like you did in Chapter 18:

$$\int_1^{\infty} \frac{1}{1+2n} dn = \lim_{a \rightarrow \infty} \left(\int_1^a \frac{1}{1+2n} dn \right)$$

You can integrate this fraction via u -substitution with $u = 1 + 2n$:

$$\begin{aligned} &= \lim_{a \rightarrow \infty} \left(\frac{1}{2} \int_3^{1+2a} \frac{1}{u} du \right) \\ &= \lim_{a \rightarrow \infty} \left(\frac{1}{2} (\ln|u|) \Big|_3^{1+2a} \right) \\ &= \lim_{a \rightarrow \infty} \left(\frac{1}{2} \ln|1+2a| - \frac{1}{2} \ln 3 \right) \end{aligned}$$

As a gets infinitely large, so does $\ln|1+2a|$, so the integral increases without bound and is divergent. Therefore, the series $\sum_{n=1}^{\infty} \frac{1}{1+2n}$ is also divergent.



Kelley's Cautions

If $\int_1^{\infty} a_n dn = B$, where B is a constant, you can assume that $\sum_{n=1}^{\infty} a_n$ converges, but you *cannot* assume that the sum of the series is B .

You've Got Problems

Problem 1: Use the Integral Test to determine whether or not $\sum_{n=1}^{\infty} \frac{\ln n}{n}$ converges.

The Comparison Test

Even though you are now familiar with many different kinds of series, there are lots of other series that don't fit into the cookie-cutter categories. How often are you going to see something in a perfect geometric form, like $\sum_{n=0}^{\infty} 3 \cdot \left(\frac{1}{4}\right)^n$? More often than not,

you'll be given series that are *almost* geometric, but not quite. What a tease! We have a great technique that is proven to work with geometric series and along comes this series that smells geometric, feels geometric, but doesn't act geometric.



Critical Point

As you can probably tell from the sibling metaphor, the Comparison Test works best when a series resembles a known series type, but is off by just a bit. Notice that both the original series and the series to which you compare it must be positive series.

If you have siblings, you know what it's like to be compared to them. "Why can't you get good grades like your sister?" and "I wish you could rebuild a transmission with the clarity and sense of purpose that your brother Hank can" probably sound familiar to you. Don't look now—you've turned into your parents: "Why can't you be a well-behaved geometric series like that one?"

Fortunately, comparing series to one another is not so spirit-crushing as comparing people. In fact, you can use the merits and strengths of the "good" series to vouch that the well-meaning but slightly misguided sibling series converges or diverges also.

The Comparison Test (also called the Direct Comparison Test): Given two positive infinite series $\sum a_n$ and $\sum b_n$, such that every term of $\sum a_n$ is less than or equal to the corresponding term in $\sum b_n$,

- 1) If $\sum b_n$ converges, then $\sum a_n$ converges.
- 2) If $\sum a_n$ diverges, then $\sum b_n$ diverges.

Think about it this way: if some series, called B , eventually converges, and every term in a series A is smaller than the matching term in B (e.g., the fifth term in A is smaller than the fifth term in B), then A *must* also converge. Smaller numbers must add up to a smaller sum. The divergence clause of the Comparison Test works the same way. A series larger (on a term-by-term basis) than a divergent series must also be divergent.

Example 2: Use the Comparison Test to show that $\sum_{n=0}^{\infty} \frac{4^n + 2}{3^n}$ is divergent.

Solution: Forget about the "+2" for now. If it weren't for that dang 2, you'd have the series $\sum_{n=0}^{\infty} \left(\frac{4}{3}\right)^n$, which is a geometric series with $a = 1$ and $r = \frac{4}{3}$. Notice that the slightly mutated series containing the "+2" term will be larger than its corresponding geometric series. The denominators in both series are equal, but the numerator in the mutated series will be two larger than its counterpart for every n you plug in:

$$\sum_{n=0}^{\infty} \frac{4^n + 2}{3^n} = 3 + \frac{6}{3} + \frac{18}{9} + \frac{66}{27} + \dots$$

$$\sum_{n=0}^{\infty} \left(\frac{4}{3}\right)^n = 1 + \frac{4}{3} + \frac{16}{9} + \frac{64}{27} + \dots$$

So $\sum_{n=0}^{\infty} \frac{4^n + 2}{3^n}$ is larger than the divergent geometric series $\sum_{n=0}^{\infty} \left(\frac{4}{3}\right)^n$ (divergent because $|\frac{4}{3}| \geq 1$). Therefore, $\sum_{n=0}^{\infty} \frac{4^n + 2}{3^n}$ must also diverge according to the Comparison Test.

You've Got Problems

Problem 2: Use the Comparison Test to determine the convergence of $\sum_{n=1}^{\infty} \frac{1}{n^4 + 3}$.

The Limit Comparison Test

Fractions with n 's raised to exponential powers in both the numerator and denominator are good candidates for the Limit Comparison Test. Just like in the Direct Comparison Test, you'll have to design a comparison series. Let's say you're given the positive (but sloppy) series $\sum a_n$. The comparison series you'll create will ignore all the terms in the numerator and denominator of $\sum a_n$ except for the n term to the highest degree. Let's call the comparison series you created $\sum b_n$. Now, divide $\sum a_n$ by $\sum b_n$ and evaluate the limit as n approaches infinity. If the limit exists (i.e., is a positive, finite number), then both series act the same way—that is to say, both series either converge or diverge. Now that you've got the general idea, here's what it looks like mathematically.



Kelley's Cautions

The Limit Comparison Test only works for positive series, just like the Integral Test and the Comparison Test. Also, note that the limit in the Limit Comparison Test, if it exists, only tells you whether both series converge or diverge. The limit is not equal to the sum of the series, just like the value of the definite integral in the Integral Test was not equal to the sum of its corresponding series.

The Limit Comparison Test: Given the positive infinite series $\sum a_n$ and $\sum b_n$, if:

$$\lim_{n \rightarrow \infty} \frac{a_n}{b_n} = N$$

where N is a positive and finite number, then $\sum a_n$ and $\sum b_n$ either both converge or both diverge.

Example 3: Use the Limit Comparison Test to determine the convergence of $\sum_{n=1}^{\infty} \frac{4n+1}{n^2+3n-2}$.

Solution: This series contains n raised to various powers in both parts of the fraction, so it's a good candidate for the Limit Comparison Test. To generate its comparison series, take only the highest powers of n in the numerator and denominator and ignore the rest (even the coefficients of those terms). You get a comparison series of

$\sum_{n=1}^{\infty} \frac{n}{n^2}$ or $\sum_{n=1}^{\infty} \frac{1}{n}$. Now, evaluate the limit at infinity of the original series divided by the new series:

$$\lim_{n \rightarrow \infty} \frac{\frac{4n+1}{n^2+3n-2}}{\frac{1}{n}}$$

Dividing a fraction by another fraction is equivalent to multiplying the top fraction by the reciprocal of the bottom one:

$$\begin{aligned} &= \lim_{n \rightarrow \infty} \frac{4n+1}{n^2+3n-2} \cdot \frac{n}{1} \\ &= \lim_{n \rightarrow \infty} \frac{4n^2+n}{n^2+3n-2} = 4 \end{aligned}$$

Because the limit is a positive finite number, both series converge or diverge. Clearly, the comparison series $\sum_{n=1}^{\infty} \frac{1}{n}$ is a divergent p -series. Since the comparison series diverges, both series diverge.

You've Got Problems

Problem 3: Determine the convergence of $\sum_{n=1}^{\infty} \frac{\sqrt[3]{n}}{n^2+1}$ using the Limit Comparison Test.

The Ratio Test

The Ratio Test is very useful for series whose terms get really big really fast. If the series in question has exponents, or (even better) n exponents or factorials, the Ratio Test is one-stop shopping for all your convergence needs. Both this and the Root Test (coming up next, so don't change that dial!) work like a Magic 8 Ball—ask it whether or not the series converges, give it a good shake, and see what happens. Will you understand how to do this? “Signs point to yes!”

The Ratio Test: If $\sum a_n$ is an infinite series of

positive terms, and $\lim_{n \rightarrow \infty} \frac{a_{n+1}}{a_n} = L$, then:

- 1) $\sum a_n$ converges if $L < 1$,
- 2) $\sum a_n$ diverges if $L > 1$ or if $L = \infty$, and
- 3) If $L = 1$, the Ratio Test can draw no conclusion. The series may converge, may diverge, or may just be waiting for the perfect moment to punch you in the nose and scuttle back into the shadows. You'll have to

use another technique to test for convergence; this one came up snake eyes.

Example 4: Use the Ratio Test to determine the convergence of $\sum_{n=1}^{\infty} \frac{n!}{2^n}$.

Solution: As n approaches infinity, both the numerator and denominator will get large quickly, so use the Ratio Test. Plug $(n + 1)$ into n and then multiply the result by the reciprocal of the general term (it's the same as dividing by the general term):

$$\lim_{n \rightarrow \infty} \left(\frac{(n+1)!}{2^{n+1}} \cdot \frac{2^n}{n!} \right)$$

Watch carefully. I am going to do some tricky rewriting here. My goal is to split up the factorial in the numerator and to give the 2^{n+1} term a makeover:



Critical Point

Series containing factorials are prime candidates for the Ratio Test. Remember what a factorial is? It's a little exclamation point next to a number, like this: $5!$. Mathematically, $5! = 5 \cdot 4 \cdot 3 \cdot 2 \cdot 1 = 120$. A factorial is basically the product of the number and every integer that comes before it, down to and including 1.



Critical Point

The Ratio Test contains the term a_{n+1} , which is just the series formula with $(n + 1)$ plugged in for n . In essence, you're dividing a term of the series into the next consecutive term and examining the result.

$$\begin{aligned} & \lim_{n \rightarrow \infty} \frac{(n+1)(n!)2^n}{(n!)2^n \cdot 2^1} \\ &= \lim_{n \rightarrow \infty} \frac{(n+1)\cancel{(n!)}2^n}{\cancel{(n!)}2^n \cdot 2} \\ &= \lim_{n \rightarrow \infty} \frac{n+1}{2} \end{aligned}$$

Here's how I did that. First of all, $(n+1)! = (n+1) \cdot n!$ for the same reason that $5! = (5) \cdot 4! = (5) \cdot 4 \cdot 3 \cdot 2 \cdot 1$. Second, $2^{n+1} = 2^n \cdot 2^1$ because you know that $x^{a+b} = x^a \cdot x^b$.

This fraction will increase without bound as n approaches infinity; according to the Ratio Test, this indicates divergence of the series.

You've Got Problems

Problem 4: Use the Ratio Test to determine the convergence of $\sum_{n=1}^{\infty} \frac{n \cdot 3^n}{n!}$.

The Root Test

The Root Test is the sister of the Ratio Test, because it also examines a limit at infinity and applies the *exact same three conditional results* based on how the limit compares to 1. However, instead of examining the limit of a ratio, it examines the limit of the n th root. Therefore, this test is best used when all the pieces of the series at hand are raised to the n th power. Hallelujah! Finally, a series convergence test with an obvious niche! Remember, just look for everything to the n th power, and you're on Easy Street.

The Root Test: If $\sum a_n$ is an infinite series of positive terms, and $\lim_{n \rightarrow \infty} \sqrt[n]{a_n} = L$, then

- 1) $\sum a_n$ converges if $L < 1$,
- 2) $\sum a_n$ diverges if $L > 1$ or if $L = \infty$, and
- 3) If $L = 1$, the Ratio Test can draw no conclusion (just like the Ratio Test).

Example 5: Use the Root Test to determine the convergence of $\sum_{n=1}^{\infty} \left(\frac{n^2 + 2n - 1}{5n^2 + 16n - 12} \right)^n$.

Solution: The entire enchilada is raised to the n th power, which indicates that the Root Test is the way to go:

$$\lim_{n \rightarrow \infty} \sqrt[n]{\left(\frac{n^2 + 2n - 1}{5n^2 + 16n - 12} \right)^n}$$



Kelley's Cautions

There's a rule in algebra that says the n th root of something to the n th power must be contained by absolute value bars after you simplify, but only if n is an even number. In other words, $\sqrt{x^2} = |x|$ and $\sqrt[n]{(x-1)^n} = |x-1|$. Even though the Root Test looks a lot like this rule, don't worry about absolute values—the series is filled with only positive terms.

Notice how the n th root and the n th power cancel one another out, so all you're left with is a very simple limit at infinity:

$$\lim_{n \rightarrow \infty} \frac{n^2 + 2n - 1}{5n^2 + 16n - 12} = \frac{1}{5}$$

Because $\frac{1}{5} < 1$, the series converges.

You've Got Problems

Problem 5: Determine the convergence of $\sum_{n=1}^{\infty} \frac{3^{2n}}{n^n}$.

Series with Negative Terms

Every convergence test works only for positive series. Well, let me tell you something: It's hard to be positive all the time. Occasionally, you just need to be negative. On those mornings I can't find my car keys and stub my toe on the coffee table while looking for them, running around like a lunatic because I'm already late, I understand the need to deal with a series containing negative items. Before we close out this chapter, you'll learn two coping mechanisms for dealing with just such a series.

The Alternating Series Test

Most of the series you'll encounter that contain negative terms are *alternating series*, which are series whose consecutive terms have different signs. In other words, every other term has the same sign. You can test an alternating series for convergence with a relatively simple, two-part test.

The Alternating Series Test: If $\sum a_n$ is an alternating series and the following two conditions are met, then $\sum a_n$ converges:

- 1) Every term of the series is less than or equal to the term preceding it.
- 2) $\lim_{n \rightarrow \infty} a_n = 0$

def•i•ni•tion

Alternating series are series whose consecutive terms alternate between positives and negatives. For example,

$$\sum_{n=1}^{\infty} \frac{(-1)^n}{n} = -1 + \frac{1}{2} - \frac{1}{3} + \frac{1}{4} - \frac{1}{5} + \dots$$

is an alternating series. Usually, alternating series contain $(-1)^n$ or $(-1)^{n+1}$. It is this piece that causes the signs of the series to alternate, since -1 to an odd power is negative but is positive when raised to an even power.

So if you've got an alternating series and you want to determine its convergence, here's what you do. First, write out a few terms of the series. Is it clear that every term is smaller than or equal to the one before it (ignoring the positive and negative signs)? If so, that's great—move on to the next step. (If not, then you'll have to try absolute convergence, which I'll talk about in the next section.) Second, you have to make sure the series (again ignoring the signs) has a limit at infinity of 0.



Critical Point

Notice that the second part of the Alternating Series Test ($\lim_{n \rightarrow \infty} a_n = 0$) is just the n th term divergence test from Chapter 22.

Example 6: Determine the convergence of $\sum_{n=2}^{\infty} \frac{(-1)^{n+1}}{n^2 - 1}$.

Solution: Start by writing out a few terms of the series:

$$\sum_{n=2}^{\infty} \frac{(-1)^{n+1}}{n^2 - 1} = -\frac{1}{3} + \frac{1}{8} - \frac{1}{15} + \frac{1}{24} - \frac{1}{35} + \dots$$

Man, oh man, that denominator is getting big quickly, but that's good because it forces each term of the series to get smaller and smaller, meeting the first condition of the Alternating Series Test. (Make sure to ignore the positive and negative signs when you check for term shrinkage.) One more obstacle remains. You need to evaluate the limit (as n approaches infinity) of the series formula without the $(-1)^{n+1}$ piece. Just like you did in the first part of the Alternating Series Test, keep ignoring those negatives:

$$\lim_{n \rightarrow \infty} \frac{1}{n^2 - 1} = 0$$

As long as that limit equals 0 (which it does), it satisfies the second condition of the Alternating Series Test. Now that both conditions are satisfied, you can conclude that

$$\sum_{n=2}^{\infty} \frac{(-1)^{n+1}}{n^2 - 1} \text{ converges.}$$

You've Got Problems

Problem 6: Does the series $\sum_{n=1}^{\infty} \frac{(-1)^n \cdot n}{3n+1}$ converge or diverge?

Absolute Convergence

Sometimes, the Alternating Series Test fails you. In such cases, you'll be forced to examine the *absolute convergence* of the series. Basically, you'll ignore the signs of the series and use one of the tests you've already learned in this chapter. Ignoring the signs (i.e., assuming that all the terms are positive) is key, since those convergence tests only worked for positive series.

Let's say you start with a series $\sum a_n$, which contains some negative terms. Note that this doesn't have to be an alternating series—it just has to contain at least one negative term. If the series $\sum |a_n|$ —which is the original series with all minus signs changed to plus signs—converges, then $\sum a_n$ converges *absolutely*, meaning that regular old $\sum a_n$ is automatically a convergent series, even though you couldn't reach that conclusion via the Alternating Series Test. If, however, $\sum |a_n|$ does not converge using one of the original tests, then you have no idea whether or not $\sum a_n$ converges, and everyone goes home dejected, hoping to find something good to watch on TV.

Example 7: Determine the convergence of $\sum_{n=1}^{\infty} \frac{(-1)^{n+1} \cdot n^2}{n!}$.

Solution: This is definitely an alternating series, and the terms definitely shrink as n grows, but $\lim_{n \rightarrow \infty} \frac{n^2}{n!} = \frac{\infty}{\infty}$.

Since the Alternating Series Test sort of fizzles (you can't tell if the limit is 0 or not), check to see if the series converges absolutely. In other words, look at the series:

$$\sum_{n=1}^{\infty} \frac{n^2}{n!}$$

def•i•ni•tion

A series $\sum a_n$ exhibits **absolute convergence** if $\sum |a_n|$ converges.

Absolute convergence is harder to achieve than regular convergence, so if a series converges absolutely, it's like saying it converges "with honors."

Both pieces of the fraction increase quickly; so apply the Ratio Test:

$$\begin{aligned} \lim_{n \rightarrow \infty} \frac{(n+1)^2 \cdot n!}{(n+1)! \cdot n^2} \\ &= \lim_{n \rightarrow \infty} \frac{(n^2 + 2n + 1) \cdot n!}{(n+1) \cdot n! \cdot n^2} \\ &= \lim_{n \rightarrow \infty} \frac{n^2 + 2n + 1}{(n+1) \cdot n^2} \\ &= \lim_{n \rightarrow \infty} \frac{n^2 + 2n + 1}{n^3 + n^2} = 0 \end{aligned}$$



Critical Point

If a series converges absolutely to a finite sum (which you can test by ignoring the negative signs), then when you turn around and throw those negative terms back in, they won't affect the convergence. If anything, a few negative numbers would only make the sum smaller.

Since $0 < 1$, $\sum_{n=1}^{\infty} \frac{n^2}{n!}$ converges. Therefore, $\sum_{n=1}^{\infty} \frac{(-1)^{n+1} \cdot n^2}{n!}$ is an absolutely convergent series.

You've Got Problems

Problem 7: Determine the convergence of $\sum_{n=0}^{\infty} \frac{(-1)^n \cdot 4 \cdot 2^n}{3^n}$.

The Least You Need to Know

- ◆ You can determine the convergence of a series using the Integral Test if the general term is easily integrated.
- ◆ If a series closely resembles a far simpler series, you can apply the Comparison or Limit Comparison Test to determine whether or not the series converges.
- ◆ The Ratio and Root Tests require that you calculate a limit at infinity. How this limit compares to the number 1 tells you whether or not the given series converges.
- ◆ If a series contains alternating negative and positive terms, you have to apply the Alternating Series Test to see if it converges; if that doesn't work, test to see whether the series converges absolutely.

Chapter 24

Special Series

In This Chapter

- ◆ Can series be functions?
- ◆ Power, Taylor, and Maclaurin series
- ◆ Finding radius and intervals of convergence
- ◆ Building approximation polynomials

Now that Chapter 23 is in the rearview mirror, you know a thing or two about series. Basically, you are a superhero, able to determine series convergence in a single bound, faster than a speeding limit, more powerful than the Power Rule. In this chapter, you'll learn a few more superhero skills, and then you're off to battle villains, desperados, and evil geniuses that build diabolical weather machines in order to further their plans of world domination.

This chapter will build upon your knowledge of series, with a little twist. You're going to start using series that contain variables, so that the result is not a string of numbers, but a function. Some series can be used to approximate function values, like linear approximation did in Chapter 21. However, these series do a much better job of approximating functions, and in fact can sometimes get the exact function value, even if the function is complicated.

The grand finale will be a brief study in approximation polynomials that are built from things called Taylor and Maclaurin series. These are also used to approximate function values, are based on a series definition, and are much better than linear approximations when estimating function values. Practically speaking, there's a little bit more memorizing ahead of you, but none of the math is new or complex. The real question is this: Is this the first hour of the last day in your mathematical journey, or merely the last hour of the first day? There is still much to learn when this short journey ends.

Power Series

We have done a lot of approximating in this book. Many of our techniques began with a rough way to do things, and then we refined it into a snazzy and more accurate technique. For example, before we jumped into finding exact area beneath curves using the Fundamental Theorem of Calculus, we plodded along, approximating area by shoving known shapes underneath the curves whose areas we knew—things like rectangles, trapezoids, and (to break up the monotony) howler monkeys.

During those approximation techniques, it became clear that the more calculations involved in the process, the more accurate the prediction would be. For example, more rectangles beneath a curve meant a more accurate Riemann sum. Smaller Δx steps along a differential equation during Euler's Method meant a more accurate solution to that differential equation.

def•i•ni•tion

A **power series** centered at $x = c$ has form $\sum_{n=0}^{\infty} a_n (x - c)^n$ and is used to approximate function values close to $x = c$.

In fact, the best way to get a good approximation is to use an infinite number of steps. Thanks to infinite series, you now possess a tool with such capabilities; and your approximations can get ridiculously close. *Power series* are infinite series (containing x 's) centered around some value c that give insanely close function approximations for x -values near c , sometimes even producing the exact function value, even if the function is not simple. They have the form $\sum_{n=0}^{\infty} a_n (x - c)^n$, where a_n is some formula containing n 's, representing the coefficient of each term.

Radius of Convergence

Like it or not, your only focus will be to determine where power series converge. The good news is they always converge *somewhere*, but the bad news is that there are three "somewheres" at which the power series could converge:

- ◆ Only at the value c where the series is centered
- ◆ At all real numbers within some radius r (called the *radius of convergence*) of the center of the series
- ◆ Everywhere



Critical Point

It's all well and good that power series can theoretically approximate function values. However, that's pretty advanced stuff. Let's be frank about what you'll *actually* be doing. You won't be designing power series. You probably won't even know what functions, if any, the power series are trying to approximate. You're only concerned with determining where power series converge. That's it. Just like the last chapter, you'll worry only about convergence.

def·i·ni·tion

If a power series is centered around $x = 5$ and has a radius of convergence of 3, then that power series converges on the interval $(5 - 3, 5 + 3) = (2, 8)$. You don't know if the series converges at the endpoints of the interval yet—we'll discuss that in the next section. You can describe the same interval mathematically like this: $|x - 5| < 3$. In other words, a power series centered at $x = c$ with radius of convergence r converges for all x that satisfy $|x - c| < r$. In simpler terms, if the **radius of convergence** is r , then the power series will converge for any x between $c - r$ and $c + r$.

In Example 1, you'll work through a power series to find the correct radius of convergence. Here are a few important things I want you to watch for as the problem progresses:

- ◆ Using the Ratio Test to ensure absolute convergence
- ◆ Finding the radius of convergence by forcing the result into the form $|x - c| < r$



Critical Point

The radius of convergence for a power series that converges only at its center is $r = 0$. If the power series converges for all real numbers, the radius is infinite. In Example 1, you'll get the only other possible radius: a finite, real number.

Example 1: Find the radius of convergence for the power series $\sum_{n=0}^{\infty} \frac{n^2(x-1)^n}{4^n}$.

Solution: Remember, a power series has form $\sum_{n=0}^{\infty} a_n(x-c)^n$, so this power series sets

$a_n = \frac{n^2}{4^n}$ and $c = 1$. Therefore, it can approximate values for some function at least for the value of $x = 1$, and perhaps for some values close by. How close must those x -values be to make this series converge? That's the question of the day. Since power series (by definition) contain things to the n power (which gets large as n approaches infinity), you use the Ratio Test to determine where they converge. In addition, you will always examine absolute convergence, so take the absolute value of the series. Even if this were an alternating series, or just a series with negative terms, you'd follow the same process. Start with the Ratio Test:

$$\begin{aligned} \lim_{n \rightarrow \infty} \left| \frac{(n+1)^2(x-1)^{n+1}}{4^{n+1}} \cdot \frac{4^n}{n^2(x-1)^n} \right| \\ = \lim_{n \rightarrow \infty} \left| \frac{(n^2 + 2n + 1)(x-1)}{4n^2} \right| \end{aligned}$$

Notice that $\frac{n^2 + 2n + 1}{4n^2}$ approaches $\frac{1}{4}$ as n approaches infinity. The $(x-1)$ term is unaffected by n 's infinite growth, since it contains no n 's. Therefore, the limit equals $\left| \frac{1}{4}(x-1) \right|$. So, what now? Well, the Ratio Test says that this limit must be less than 1 in order for the series to converge, so in order to guarantee convergence, you must know that

$$\left| \frac{1}{4}(x-1) \right| < 1$$

At this point, you almost have the form $|x-c| < r$. In order to reach that form, multiply both sides by 4; you get $|x-1| < 4$. This tells you that the radius of convergence

is 4. Therefore, the series $\sum_{n=0}^{\infty} \frac{n^2(x-1)^n}{4^n}$ will converge on the interval $(c-r, c+r) =$

$(1-4, 1+4) = (-3, 5)$. This means if you substitute any value on that interval into the x in the series, the result will be a convergent series.

You've Got Problems

Problem 1: Find the radius of convergence for the power series $\sum_{n=0}^{\infty} \frac{5^n x^n}{n!}$.

Interval of Convergence

In Example 1, you determined that the series $\sum_{n=0}^{\infty} \frac{n^2(x-1)^n}{4^n}$ converges within the interval $(-3, 5)$. However, the series might also converge at the endpoints of the interval, $x = -3$ and $x = 5$. By testing the endpoints, you can determine the *interval of convergence*.

Example 2: On what interval does the series $\sum_{n=0}^{\infty} \frac{n^2(x-1)^n}{4^n}$ (from Example 1) converge?

Solution: You already know the radius of convergence is 4 and that the series converges inside the interval $(-3, 5)$. All that's left is to determine the convergence at the endpoints.

Step One: Test endpoint $x = -3$

Plug $x = -3$ into the series:

$$\sum_{n=0}^{\infty} \frac{n^2(-3-1)^n}{4^n} = \sum_{n=0}^{\infty} \frac{n^2(-4)^n}{4^n}$$

Rewrite the series to get $\sum_{n=0}^{\infty} n^2 \left(\frac{-4}{4}\right)^n = \sum_{n=0}^{\infty} n^2(-1)^n$. The series diverges according to the n th term divergence test. Conclusion: The series diverges when $x = -3$.

Step Two: Test endpoint $x = 5$

When you plug $x = 5$ into the series and simplify, you get $\sum_{n=0}^{\infty} n^2(1)^n$, which also diverges according to the n th term divergence test. Since the series diverged at both of the endpoints, $\sum_{n=0}^{\infty} \frac{n^2(x-1)^n}{4^n}$ has an interval of convergence of $(-3, 5)$; neither endpoint is included in the interval.

def•i•n•i•t•i•o•n

The **interval of convergence** for a power series centered at c is found once you have determined the radius of convergence, r . You have to plug each endpoint ($c - r$ and $c + r$) into the series for x to see if the resulting series converges or diverges. The series may converge for both, for neither endpoint, or maybe just for one of them.

You've Got Problems

Problem 2: Find the interval of convergence for the power series $\sum_{n=1}^{\infty} \frac{(-1)^{n+1} (x-8)^{n+1}}{n}$.

Maclaurin Series

I love fast food. It's one of my true weaknesses. There's something really great about asking for a cheeseburger, and having one handed to you within 45 seconds. True, it's a little off-putting when that cheeseburger sweats so much grease by the time you reach your car that the bag carrying your food is almost transparent. However, that cruel mistress who is convenient food sings her siren song, and I keep wandering back.

When you go to a fast-food joint, you don't really expect to get home-cooked food. (No one at home wraps their food in paper, puts fries in cardboard envelopes, or keeps food warm under high-powered red heat lamps.) Nothing ever quite tastes homemade. This is both good and bad. I've always thought that fast-food French fries and soft drinks taste infinitely better than their homebound cousins, whereas the hamburgers are always a lot better right off your backyard grill.

Even if the taste is not the same, however, fast food is a relatively good approximation of home-cooked food. Even better, fast food takes little to no preparation, and you can experience a whole spectrum of different fast foods from different restaurants without having to learn additional skills. You order the same way at Taco Bell, McDonald's, and Wendy's—as long as you have money, you are only seconds away from a tasty and grease-laden entrée.

**Critical Point**

Next you'll learn how to use Taylor series, which work almost exactly like Maclaurin series, except that you can center them at any x -value. There's your trade-off. Maclaurin series are simpler than Taylor series, but Maclaurin series are, by definition, centered at $x = 0$. If you're approximating a function value for an x far from 0, you'll have to use the slightly more complicated Taylor series.

Are you wondering where I am going with this metaphor? Wonder no longer. Maclaurin series are the fast-food approximators of the function world. (In my metaphor, regular functions are home-cooked and Maclaurin equals McDonald's.) You have already learned a method of approximating functions (remember linear approximation?) but Maclaurin series offer much more accurate function approximations. All you have to do is learn one general formula, and suddenly you can approximate even complicated function values.

Mathematically, we say the *Maclaurin series* $\sum_{n=0}^{\infty} \frac{f^{(n)}(0)x^n}{n!}$ approximates values of $f(x)$ very accurately, as long as those x -values are close to 0, where the power series is centered. Believe it or not, you don't have to worry at all about the convergence of this series! In fact, when you work with Maclaurin series, you'll actually be generating *Maclaurin polynomials*, which are finite bits of the series.

Before you start generating these polynomials, make sure you understand the formula; it contains something weird—an exponent in parentheses. In case you don't know what $f^{(n)}(0)$ means, it is the n th derivative of $f(x)$ evaluated at 0. For example, $f^{(5)}(0)$ is the fifth derivative of $f(x)$ with 0 plugged in for x . This is handy notation. It's pretty obvious that writing the twelfth derivative of $f(x)$ as $f^{(12)}(x)$ is better than $f^{\text{twelfth}}(x)$. (Although you could make a good argument that the latter notation is really in its “prime.”)

def•i•n•i•t•i•o•n

The **Maclaurin series** $\sum_{n=0}^{\infty} \frac{f^{(n)}(0)x^n}{n!}$ generates good approximations of $f(x)$, as long as x is close to 0. You won't use an infinite series to do the approximating, however; you'll use a definite number of terms of the series. The more terms you use, the better your approximation will be.

Example 3: Use the fifth-degree Maclaurin polynomial for the function $f(x) = \sin x$ to approximate $\sin(0.1)$.

Solution: Write the terms of the Maclaurin series from $n = 0$ to $n = 5$:

$$\frac{f^{(0)}(0)x^0}{0!} + \frac{f^{(1)}(0)x^1}{1!} + \frac{f^{(2)}(0)x^2}{2!} + \dots + \frac{f^{(5)}(0)x^5}{5!}$$

So, you'll need to take five derivatives of the function $f(x) = \sin x$ and then plug 0 into each one:

$$\begin{aligned} f(x) &= \sin x & f(0) &= \sin 0 = 0 \\ f'(x) &= \cos x & f'(0) &= \cos 0 = 1 \\ f''(x) &= -\sin x & f''(0) &= -\sin 0 = 0 \\ f'''(x) &= -\cos x & f'''(0) &= -\cos 0 = -1 \\ f^{(4)}(x) &= \sin x & f^{(4)}(0) &= \sin 0 = 0 \\ f^{(5)}(x) &= \cos x & f^{(5)}(0) &= \cos 0 = 1 \end{aligned}$$



Kelley's Cautions

The first term in the series in Example 3 is bizarre:

$\frac{f^{(0)}(0)x^0}{0!}$. There's no such thing as the "zeroth" derivative—that just means the original function (you derive it zero times). You may also wonder what the value of $0!$ is. Since the ordinary definition of factorial doesn't work with 0 , you have to define its value separately: $0! = 1$.

Now, plug these values into the series. In case you're confused about how that works, here's how you create the $n = 3$ term, $\frac{f^{(3)}(0)x^3}{3!}$. Since $f^{(3)}(0) = -1$ and $3! = 3 \cdot 2 \cdot 1 = 6$, plug

those values into the term to get $\frac{(-1)x^3}{6}$. Notice that the even-powered function derivatives will disappear in this example because you end up multiplying by 0 in those terms:

$$\begin{aligned} \frac{f^{(0)}(0)x^0}{0!} + \frac{f'(0)x^1}{1!} + \frac{f''(0)x^2}{2!} + \dots + \frac{f^{(5)}(0)x^5}{5!} \\ = 0 + \frac{1 \cdot x}{1} + 0 + \frac{(-1)x^3}{6} + 0 + \frac{1 \cdot x^5}{120} \\ = x - \frac{x^3}{6} + \frac{x^5}{120} \end{aligned}$$

There you have it—the Maclaurin polynomial of degree 5 for $f(x) = \sin x$. If you plug $x = 0.1$ into the polynomial, you will get an approximation of $\sin 0.1$:

$$\begin{aligned} \sin 0.1 &\approx (0.1) - \frac{(0.1)^3}{6} + \frac{(0.1)^5}{120} \\ &\approx .099833416667 \end{aligned}$$

The actual value of $\sin 0.1$ is .099833416647. Wow! Talk about close! I can't approximate $\sin 0.1$ to save my life. I barely even know how to start guessing at what its value would be. However, you got almost that exact value by plugging into a polynomial with *three terms*. If you had used $n = 7$, it would have been an even better approximation.

Take a look at how in (Figure 24.1) the graphs of the Maclaurin polynomials more closely resemble the graph of the sine function as the number of terms in the Maclaurin polynomial increases. The Maclaurin polynomial slowly shapes itself to exactly match the polynomial as you increase the number of polynomial terms. It reminds me of that movie *Single White Female*, where the crazy woman slowly adjusts every aspect of her life to match her roommate's with the eventual goal of killing her and taking over her life. I'm not saying that Maclaurin polynomials are crazy; however, I'm not saying they are not. Be careful.

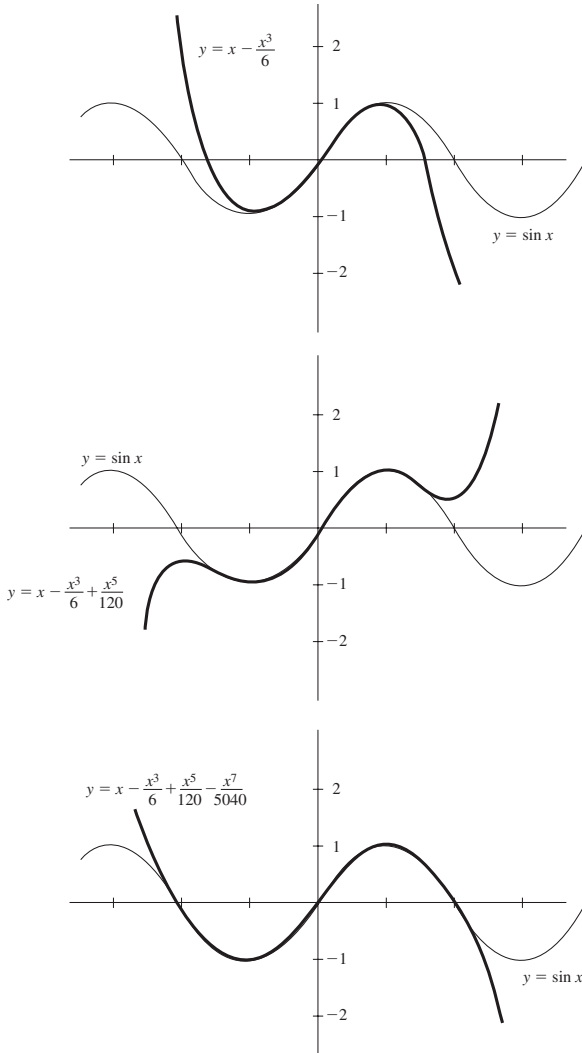


Figure 24.1

The more terms in the Maclaurin polynomial, the more closely its graph resembles the graph of sine.

You've Got Problems

Problem 3: Use a fourth-degree Maclaurin polynomial for $f(x) = e^x$ to approximate $e^{0.25}$.

def·i·ni·tion

Taylor series have the form

$$\sum_{n=0}^{\infty} \frac{f^{(n)}(c)(x-c)^n}{n!},$$

and accurately estimate values of $f(x)$ near $x = c$, center of the approximation.

Taylor Series

Once you know how Maclaurin series work, Taylor series are a piece of cake. Maclaurin series look so much like Taylor series because Maclaurin series actually are Taylor series centered at $x = 0$. Therefore, a Taylor series is just a more generic form of the Maclaurin series; it can be centered at any x -value, not just at $x = 0$. The goal of a Taylor series is the same as its predecessor—to approximate function values. Just like before, you're only guaranteed a good approximation if you stay close to the series' center.

Taylor series look almost identical to Maclaurin series:

$$\sum_{n=0}^{\infty} \frac{f^{(n)}(c)(x-c)^n}{n!}$$

Note the differences in the formulas:

- ◆ The derivatives in Taylor series are evaluated at $x = c$, the center of the approximation, not automatically at $x = 0$
- ◆ Rather than raising x to the n power, you raise the quantity $(x - c)$ to the n power

Other than that, the formulas are identical. Therefore, a Taylor polynomial is neither more nor less accurate than a Maclaurin polynomial—it is equally accurate but meant for a different purpose. If you are trying, for example, to approximate a function's value at $x = 10.1$, you'd need a lengthy Maclaurin polynomial, since 10.1 is far away from Maclaurin's mandatory center of $x = 0$. However, a much shorter Taylor polynomial centered at $x = 10$ will produce a great estimate.

Example 4: Approximate $\ln(2.1)$ using a third-degree Taylor polynomial for $f(x) = \ln x$ centered at $x = 2$.

Solution: In this problem, $f(x) = \ln x$ and $c = 2$. You're going to need derivatives up to and including the third derivative, all evaluated at 2:

$$\begin{aligned}
 f(x) &= \ln x & f(2) &= \ln 2 \\
 f'(x) &= \frac{1}{x} & f'(2) &= \frac{1}{2} \\
 f''(x) &= -\frac{1}{x^2} & f''(2) &= -\frac{1}{4} \\
 f'''(x) &= \frac{2}{x^3} & f'''(2) &= \frac{2}{8} = \frac{1}{4}
 \end{aligned}$$

Plug all that junk into the Taylor polynomial of degree 3:

$$\begin{aligned}
 f(2) + \frac{f'(2)(x-2)}{1!} + \frac{f''(2)(x-2)^2}{2!} + \frac{f'''(2)(x-2)^3}{3!} \\
 = \ln 2 + \frac{1}{2} \cdot (x-2) + \left(-\frac{1}{4}\right) \frac{(x-2)^2}{2} + \frac{1}{4} \cdot \frac{(x-2)^3}{6} \\
 = \ln 2 + \frac{x-2}{2} - \frac{(x-2)^2}{8} + \frac{(x-2)^3}{24}
 \end{aligned}$$

Plug $x = 2.1$ into the polynomial:

$$\begin{aligned}
 \ln 2 + \frac{(2.1) - 2}{2} - \frac{(2.1 - 2)^2}{8} + \frac{(2.1 - 2)^3}{24} \\
 = \ln 2 + \frac{0.1}{2} - \frac{(0.1)^2}{8} + \frac{(0.1)^3}{24} \approx .74193885
 \end{aligned}$$

The actual value of $\ln 2.1$ is .74193734, so the approximation is pretty accurate.

You've Got Problems

Problem 4: Approximate $\sqrt{4.2}$ using a second-degree Taylor polynomial for $f(x) = \sqrt{x}$ centered at $x = 4$.

The Least You Need to Know

- ◆ Power, Maclaurin, and Taylor series are used to approximate function values close to the x -value at which they are centered.
- ◆ You find the radius of convergence for power series using the Ratio Test for absolute convergence.
- ◆ Even very compact Maclaurin polynomials can give very accurate estimates of function values close to $x = 0$.
- ◆ Taylor series give estimates just as accurately as Maclaurin series, but you can center Taylor series at any x -value you choose.

Chapter 25

Final Exam

In This Chapter

- ◆ Measuring your understanding of all major calculus topics
- ◆ Practicing your skills
- ◆ Determining where you need more practice

Nothing helps you understand math like good old-fashioned practice, and that's the purpose of this chapter. You can use it however you like, but I suggest one of the following three strategies:

1. As you finish reading each chapter, skip back here and work on the practice problems from that chapter.
2. If you're using this book as a refresher for a class you've already taken, complete this test before you start reading the book. Then, go back and read the chapters containing problems you missed. After you've reviewed those topics, try these problems again.
3. Save this chapter until the end, and use it to see how much you remember of each topic when you haven't seen it for a while.

Because these problems are just meant for practice, and not meant to teach new concepts, only the answers are given at the end of the chapter, usually without explanation or justification (unlike the problems in the "You've Got

Problems” sidebars throughout the book). However, these practice problems are designed to mirror those examples, so you can always go back and review if you forgot something or need extra practice.

Are you ready? There’s a lot of practice ahead of you—as some problems have multiple parts there are actually over 110 practice problems in this chapter! (But no one said you have to do them all at one sitting.)

Chapter 2

1. Put the linear equation in standard form: $-3(x + 2y) - 4y + 8 = x - 1$.
2. Determine the equation of the line that passes through the point $(-5, 3)$ and has slope $-\frac{1}{2}$; write the equation in standard form.
3. Calculate the slope of the line that passes through points $(2, -3)$ and $(-5, -8)$.
4. Line n passes through the point $(2, -1)$ and is perpendicular to the line $3x - 5y = 2$. Write the equation of n in standard form.
5. Simplify the expression $\frac{(2xy^3)^3}{(9x^4y^2)^2}$.
6. Factor the expression completely: $32x^2 - 98y^2$.
7. Solve the equation $2x^2 - 16x = 22$ by completing the square and justify your answer by solving it a second time, using the quadratic formula.

Chapter 3

8. If $f(x) = x^2 - 4x$, $g(x) = \sqrt{x}$, and $b(x) = x - 4$, evaluate $f(g(b(13)))$.
9. Determine what kind of symmetry, if any, is evident in the graph of $y = x^5 - x^3 + x - 5$.
10. Find the inverse function, $f^{-1}(x)$, if $f(x) = 5x - 3$; verify that $f(x)$ and $f^{-1}(x)$ are inverses by demonstrating that $f(f^{-1}(x)) = f^{-1}(f(x)) = x$.
11. Put the parametric equations $x = 2t + 6$, $y = \sqrt{t-1}$ into rectangular form.

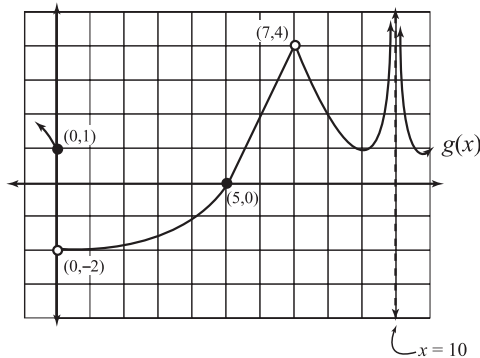
Chapter 4

12. If $\cos \theta = -\frac{\sqrt{7}}{4}$ and $\sin \theta = -\frac{3}{4}$, calculate $\csc \theta$ and $\cot \theta$.
13. Evaluate $\sin \frac{14\pi}{3}$ using a coterminal angle and the unit circle.
14. Factor and simplify the trigonometric expression $1 - \tan^4 \theta$.

15. Solve the equation $(2\cos x + \sqrt{2})(\sin x - 1) = 0$ and provide all solutions on the interval $[0, 2\pi)$.

Chapter 5

16. Evaluate the limits on the graph pictured below:



- (a) $\lim_{x \rightarrow 10} g(x)$
 (b) $\lim_{x \rightarrow 7} g(x)$
 (c) $\lim_{x \rightarrow 0} g(x)$
 (d) $\lim_{x \rightarrow 5} g(x)$

Chapter 6

17. Evaluate the limits using substitution:

- (a) $\lim_{x \rightarrow \pi/4} (x \cdot \sin x)$
 (b) $\lim_{x \rightarrow 2a} (x^2 - 3x + 1)$

18. Evaluate the limits using the factoring method:

- (a) $\lim_{x \rightarrow -(3/2)} \frac{2x^2 + 7x + 6}{2x + 3}$
 (b) $\lim_{x \rightarrow 4} \frac{3x^2 + 11x - 4}{5x^2 + 23x + 12}$

19. Evaluate $\lim_{x \rightarrow -4} \frac{\sqrt{x+5} - 1}{x+4}$ using the conjugate method.
20. Evaluate the limit of $g(x) = \frac{x^2 - 11x + 24}{x^2 - 2x - 3}$ as x approaches each value for which $g(x)$ is undefined.
21. Evaluate the following limits:
- (a) $\lim_{x \rightarrow -\infty} \frac{9 - x^2}{5 + 7x - 3x^2}$
- (b) $\lim_{x \rightarrow \infty} \frac{4x^3 + 6x^2}{19x^2 - 5x + 2}$
- (c) $\lim_{\theta \rightarrow 0} \frac{1 - \cos 4\theta}{\theta}$

Chapter 7

22. Determine whether or not the function $f(x)$, as defined below, is continuous at $x = 4$:

$$f(x) = \begin{cases} \frac{4x^2 - 13x - 12}{x - 4} & , x \neq 4 \\ 19 & , x = 4 \end{cases}$$

23. Find the value of c that makes the function $g(x)$ everywhere continuous:

$$g(x) = \begin{cases} x^2 + 3x - 5 & , x \leq 1 \\ x - c & , x > 1 \end{cases}$$

24. Find all the x -values for which the function $h(x) = \frac{x^2 - 12x + 35}{2x^2 - 13x - 7}$ is discontinuous and classify each instance of discontinuity.
25. Does the Intermediate Value Theorem guarantee the following function values for $f(x) = 3x^2 - 12x + 4$ on the closed interval $[0, 5]$? Why or why not?
- (a) 10
- (b) 20

Chapter 8

26. Use the difference quotient to find the derivative of $f(x) = x^3 - 2x$ and use it to evaluate $f'(-3)$.
27. Determine $g'(1)$ if $g(x) = 3x^2 - 8x + 2$ using the alternative formula for the difference quotient.

Chapter 9

28. Find the derivative of each expression with respect to x :
- $2x^5 + 6x^4 - 7x^3 + \frac{1}{5}x^2 - x + 9$
 - $(3x^2 + 4)(9x - 5)$
 - $\frac{2x^3 + 1}{x^2 - 4}$
 - $(x^2 - 7x + 2)^{10}$
 - $\sqrt{x^3}(2x - 3)^4$
29. Given the function $b(x) = 3x^4 - 9x^2 + 2$, calculate the following values:
- The average rate of change of $b(x)$ on the x -interval $[-1, 3]$.
 - The instantaneous rate of change of $b(x)$ when $x = 2$.
30. Given $f(x) = \tan(\cos x)$, calculate $f'\left(\frac{3\pi}{2}\right)$.

Chapter 10

- Find the equation of the tangent line to $f(x) = x^2 \sin x$ when $x = \pi$. *Hint: Use the Product Rule to differentiate $f(x)$.*
- Find the slope of the tangent line to the graph of $x^2 - 7xy - 4y^2 + y - 9 = 0$ at the point $(-3, 0)$.
- Given $g(x) = x^3 - 4$, evaluate $(g^{-1})'(-3)$.
- If $h(x) = -2x^3 - 5x + 3$, calculate $(h^{-1})'(-1)$.
- Given the parametric equations $x = \cos \theta$ and $y = 2\theta$, determine $\frac{dy}{dx}$ and $\frac{d^2y}{dx^2}$.

Chapter 11

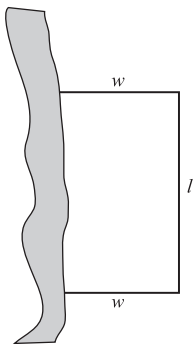
- If $f(x) = x^3 - 16x$, find $f''(x)$, determine its critical numbers, and determine if $f(x)$ changes direction at each.
- If some function $g(x)$ has derivative $g'(x) = \frac{(x+3)(x-5)(x+4)}{x-1}$, use a wigggle graph to determine the interval(s) on which $g(x)$ is decreasing.
- What are the absolute maximum and minimum values of $h(x) = \frac{x^2}{x-4}$ on the closed interval $[-4, 3]$?
- On what interval is $f(x) = x^3 - 8x^2 + 9x - 12$ concave up?
- Use the Second Derivative Test to classify the relative extrema of the function $g(x) = x^3 + \frac{13}{2}x^2 - 30x + 19$.

Chapter 12

41. A goldfish swims back and forth inside a large fish tank featuring a plastic, bubbling, sunken treasure chest ornament. At time t , the horizontal position of the goldfish (relative to the treasure chest) is $s(t) = \frac{1}{9}t^2 - \cos 4t - 3$ inches. (If $s(t) > 0$, the fish is right of the treasure chest, and a negative $s(t)$ means the fish is left of it.)
- At what time(s) is the fish 3.5 inches left of the treasure chest?
 - Calculate the speed of the fish at $t = 4.2$ seconds.
 - What is the fish's average velocity between $t = 0$ and $t = 5$?
 - On what interval(s) does the fish have positive acceleration between $t = 0$ and $t = 2$ seconds?
42. If Nick throws a baseball into the air from an initial height of 3 feet, with a velocity of 8 ft/sec, what's the maximum height the ball will reach?

Chapter 13

43. Evaluate $\lim_{x \rightarrow \pi/2} \frac{\cos x}{2x - \pi}$.
44. Given the function $f(x) = 6x^2 - 2x + 3$, find the x -value that satisfies the Mean Value Theorem on the interval $[-1, 1]$.
45. If air leaks out of a spherical balloon at a rate of 2 in³/hour, how quickly is the balloon's radius decreasing (in inches/hour) when its volume is $\frac{4000\pi}{3}$ in³?
Hint: The formula for the volume of a sphere is $V = \frac{4}{3}\pi r^3$.
46. A farmer owns a plot of land whose western boundary is a river. He wishes to design a rectangular pasture but will only use fence for three of its sides, trusting the river to define the remaining side of the pasture, as illustrated below.



What are the dimensions of the largest pasture he can create using 2,500 feet of fence?

Chapter 14

47. Approximate the area under the curve $f(x) = \sqrt{x-3}$ on the interval $[4,8]$ using:
- Right sums with $n = 8$ rectangles.
 - Midpoint sums with $n = 4$ rectangles.
 - Trapezoidal Rule with $n = 4$ trapezoids.
 - Simpson's Rule with $n = 6$ subintervals.

Chapter 15

48. Evaluate $\int \left(x^5 - 4x^3 + \frac{x}{8} - 7 + 5\sqrt[3]{x^2} \right) dx$.
49. Calculate the area beneath the curve $f(x) = \sqrt{x}$ on the interval $[4,8]$ using a definite interval.
50. Calculate the derivative: $\frac{d}{dy} \left(\int_{-4}^y \cos w \, dw \right)$.
51. Integrate using u -substitution:
- $\int \sec 5x \, dx$.
 - $\int_0^3 x \cdot e^{x^2} \, dx$.

Chapter 16

52. Find the area between the functions $f(x) = \sqrt{x}$ and $g(x) = \frac{x}{3}$.
53. Find the value guaranteed by the Mean Value Theorem for Integration on the function $h(x) = \frac{1}{1+x^2}$ on the interval $[0,1]$.
54. The velocity of a particle moving horizontally along the x -axis is modeled by the equation $v(t) = t^3 - 7t + 6$, measured in inches per second. Use this information to answer the following questions:
- What is the total displacement of the particle between $t = 0$ and $t = 3$?
 - What total distance does the particle travel between $t = 0$ and $t = 3$?

55. If $f(x) = \int_0^{x^2} e^{3t} dt$, evaluate the following:

(a) $f(1)$.

(b) $f'(1)$.

Chapter 17

56. Integrate each of the following:

(a) $\int \frac{3x^2 - 4x + 1}{x} dx$.

(b) $\int \frac{x-6}{x+5} dx$.

(c) $\int \frac{e^x dx}{e^x \sqrt{e^{2x} - 9}}$.

(d) $\int \frac{dx}{x^2 + 8x + 18}$.

Chapter 18

57. Use the integration by parts method to integrate $\int x^2 \cos x dx$.

58. Integrate the expression from problem 57 ($\int x^2 \cos x dx$) using an integration by parts table and verify that you get an identical solution.

59. Use partial fraction decomposition to integrate $\int \frac{dx}{x^2 - 8x + 12}$.

60. Evaluate the improper integral $\int_1^5 \frac{dx}{\sqrt{x-1}}$.

Chapter 19

61. Find the volume generated by rotating the region bounded by the curves $f(x) = x^2 - 2$ and $g(x) = 7$ about the line $y = 7$. *Hint: Set $f(x) = g(x)$ to find the left and right endpoints of the solid.*

62. Calculate the volume generated by rotating the region bounded by the lines $y = \frac{1}{2}x$, $y = 6$, and $x = -2$ about the line $x = -5$.

63. Write the integral expression that represents the volume generated by rotating the area bounded by the curves $y = \sin x$, $y = 1$, and $x = 0$ about the line $x = -5$.

64. Write an integral expression representing the length of each graph segment described below, and then use a computer or graphing calculator to compute each integral.

- (a) $f(x) = \tan x$, between $x = \frac{\pi}{6}$ and $x = \frac{\pi}{3}$.
- (b) the parametric curve $x = e^{2t}$, $y = \ln(4t + 2)$ on the t -interval $[0, 3]$.

Chapter 20

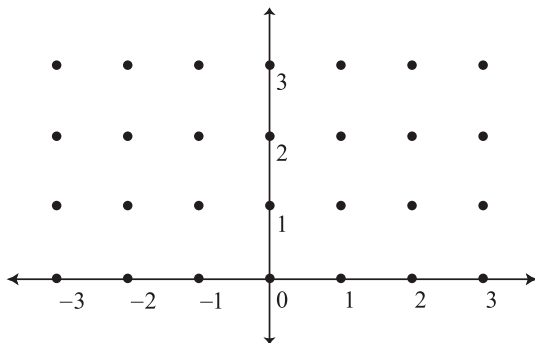
65. Solve the differential equation $x^2 dy = -2dx$.
66. With the 2005 release of his second comedy CD, titled *Retaliation*, Dane Cook made history with one of the best-selling comedy albums of all time. Dane's next CD (no working title has been announced, but my guess is *Who Wants a Punch in the Face?*) will sell at an approximate rate of $\frac{dy}{dt} = \frac{10}{t^2 + 25}$ million units per day, and he'll sell 1.85 million copies by the end of the first day alone! Use this information to answer the following questions:
- (a) What equation, $y(t)$, models the sales of this CD? *Note: Calculate C accurate to four decimal places.*
- (b) Approximately how many CDs will Dane have sold exactly 730 days (2 years) after it's released? *Note: Again round your answer to four decimal places.*
67. By ignoring any standards of cleanliness, and choosing to live a life of squalor, you have inadvertently invented a new kind of chemical weapon forged out of soggy Cheetos, stagnant milk-filled cereal bowls, and a chocolate Easter bunny of indeterminate age.

Here's the downside. The government has quarantined you inside your filthy house until the nasty mixture disintegrates a bit. In a truly disturbing development, they've determined that (like nuclear waste), your food weapon has a half-life, and they're reasonably sure the half-life is four days.

Assuming this is true, how long will it take the 3,000 grams of dangerous procrastination-produced glop to decay to a safer (but equally stinky) 10 grams?

Chapter 21

68. Estimate the value of $\sqrt{9.1}$ without a calculator by using a linear approximation to $f(x) = \sqrt{x}$ centered at $x = 9$.
69. Draw the slope field for $\frac{dy}{dx} = \frac{x}{y+1}$ by calculating slopes at each point indicated in the following coordinate plane:



Sketch the specific solution to the differential equation that contains the point $(0,1)$.

70. If you begin at the point $\left(\frac{1}{3}, -2\right)$ and proceed $\Delta x = \frac{1}{5}$ units to the right along a line with slope $m = \frac{3}{8}$, what are the coordinates of your destination?
71. Use Euler's Method with three steps of width $\Delta x = \frac{1}{4}$ to approximate $y\left(-\frac{1}{4}\right)$ if $\frac{dy}{dx} = xy$, given that the solution graph passes through $(-1,1)$.

Chapter 22

72. Does the sequence $\left\{\frac{3-4n+5n^2}{6-8n-7n^2}\right\}$ converge or diverge?
73. How does the n th term divergence test guarantee that $\sum_{n=1}^{\infty} \frac{n^2-15}{2n^2}$ is a divergent series?
74. Determine whether or not the following geometric series converges:
- $$\frac{1}{5} - \frac{1}{10} + \frac{1}{20} - \frac{1}{40} + \frac{1}{80} - \frac{1}{160} + \dots$$
- If it does, calculate the sum of the series.
75. Is the series $\sum_{n=1}^{\infty} 4\sqrt[n]{n^{-2}}$ convergent or divergent?
76. Calculate the sum of the series $\sum_{n=1}^{\infty} \left(\frac{1}{n+2} - \frac{1}{n}\right)$.

Chapter 23

77. You already know that the p -series $\sum_{n=1}^{\infty} \frac{1}{n}$ diverges, since $p = 1$ is not greater than 1. Use the Integral Test to verify that conclusion.
78. Use the Comparison Test to determine whether or not $\sum_{n=1}^{\infty} \frac{\sqrt{n}+1}{n}$ converges.
79. Determine the convergence of $\sum_{n=1}^{\infty} \frac{4n^5 + 3n^3 - n + 6}{7n^9 - 136}$ using the Limit Comparison Test.
80. Use the Ratio Test to determine the convergence of $\sum_{n=1}^{\infty} \frac{3^n}{n^3}$.
81. Use the Root Test to determine the convergence of $\sum_{n=1}^{\infty} \frac{(n-3)^n}{n^{2n}}$.
82. Use the Alternating Series Test to determine whether or not $\sum_{n=1}^{\infty} \frac{n(\cos n\pi)}{n^2 + 4n - 3}$ converges, and explain why this is an alternating series even though it does not contain $(-1)^n$ or $(-1)^{n+1}$.
83. Determine the convergence of $\sum_{n=1}^{\infty} \frac{(-1)^{n+1} \cdot 5^n}{(n-1)!}$ by testing whether or not it converges absolutely.

Chapter 24

84. Find the radius of convergence for the power series $\sum_{n=0}^{\infty} \frac{n!(x+2)^n}{(n-2)!n^2}$.
85. Find the interval of convergence for the power series $\sum_{n=0}^{\infty} \frac{(x-3)^n}{n \cdot 5^n}$.
86. Use a sixth-degree Maclaurin polynomial for $f(x) = \cos x$ to approximate $\cos \frac{1}{3}$.
87. Approximate $\sin 1.5$ using a fourth-degree Taylor polynomial for $f(x) = \sin x$ centered at $x = \frac{\pi}{2}$. *Note: The polynomial is centered at $x = \frac{\pi}{2}$ since $\frac{\pi}{2} \approx 1.571$, which is close to 1.5.*

Solutions

- Chapter 2:** (1) $4x + 10y = 9$; (2) $x + 2y = 1$; (3) $\frac{5}{7}$; (4) $5x + 3y = 7$; (5) $\frac{8y^5}{81x^5}$;
 (6) $2(4x + 7y)(4x - 7y)$; (7) $x = 4 - 3\sqrt{3}$ or $x = 4 + 3\sqrt{3}$.

Chapter 3: (8) -3 ; (9) no symmetry; (10) $f^{-1}(x) = \frac{1}{5}x + \frac{3}{5}$, $\frac{1}{5}(5x-3) + \frac{3}{5} = 5\left(\frac{1}{5}x + \frac{3}{5}\right) = x$;
 (11) $y = \sqrt{\frac{1}{2}x - 4}$.

Chapter 4: (12) $\csc \theta = -\frac{4}{3}$ and $\cot \theta = \frac{\sqrt{7}}{3}$; (13) $\sin \frac{14\pi}{3} = \sin \frac{2\pi}{3} = \frac{\sqrt{3}}{2}$;

(14) $\sec^2 \theta(1 + \tan \theta)(1 - \tan \theta)$; (15) $x = \frac{\pi}{2}, \frac{3\pi}{4}, \frac{5\pi}{4}$.

Chapter 5: (16a) does not exist $\lim_{x \rightarrow 10^+} g(x) = \lim_{x \rightarrow 10^-} g(x) = \infty$, but ∞ is not a finite number;

(16b) 4; (16c) does not exist $\left(\lim_{x \rightarrow 0^+} g(x) \neq \lim_{x \rightarrow 0^-} g(x)\right)$; (16d) 0.

Chapter 6: (17a) $\frac{\pi\sqrt{2}}{8}$; (17b) $4a^2 - 6a + 1$; (18a) $\frac{1}{2}$; (18b) $\frac{13}{17}$; (19) $\frac{1}{2}$; (20) $\lim_{x \rightarrow 3} g(x) = -\frac{5}{4}$,
 $\lim_{x \rightarrow -1} g(x)$ does not exist; (21a) $\frac{1}{3}$; (21b) does not exist; (21c) 0.

Chapter 7: (22) Since $f(4) = \lim_{x \rightarrow 4} f(x) = 19$, $f(x)$ is continuous at $x = 4$; (23) $c = 2$; (24)

$x = -\frac{1}{2}$ (infinite discontinuity) and $x = 7$ (point discontinuity); (25a) yes, since

$f(0) = 4$, $f(5) = 19$, and $4 \leq 10 \leq 19$; (25b) no, because 20 does not fall between the function values of the endpoints $f(0) = 4$ and $f(5) = 19$.

Chapter 8: (26) $f'(x) = 3x^2 - 2$, $f'(-3) = 25$; (27) $g'(1) = -2$.

Chapter 9: (28a) $10x^4 + 24x^3 - 21x^2 + \frac{2}{5}x - 1$; (28b) $81x^2 - 30x + 36$; (28c) $\frac{2x^4 - 24x^2 - 2x}{x^4 - 8x^2 + 16}$

(28d) $10(x^2 - 7x + 2)^9(2x - 7)$; (28e) $\frac{(2x-3)^4}{3x^{2/3}} + 8\sqrt{x}(2x-3)^3$, Note: Use the Product Rule and take the derivative of $(2x-3)^4$ with the Chain Rule; (29a) 42; (29b) 60;

(30) $f' \left(\frac{3\pi}{2} \right) = \sec^2 \left(\cos \frac{3\pi}{2} \right) \cdot \left(-\sin \frac{3\pi}{2} \right) = 1$.

Chapter 10: (31) $y = -\pi^2x + \pi^3$, Note: $f(\pi) = 0$ and $f'(\pi) = -\pi^2$; (32) $y' = \frac{-2x+7y}{-7x-8y+1} = \frac{6}{22} = \frac{3}{11}$;

(33) $\frac{1}{3}$; (34) $(b^{-1})'(-1) = \frac{1}{-6(0.676280053)^2 - 5} \approx -0.129$; (35) $\frac{dy}{dx} = \frac{2}{-\sin \theta} = -2\csc \theta$,

$$\frac{d^2y}{dx^2} = -\frac{2\cos \theta}{\sin^3 \theta} - 2\csc^2 \theta \cot \theta.$$

Chapter 11: (36) $f(x)$ changes from increasing to decreasing at $x = -\frac{4}{\sqrt{3}} \approx -2.309$, because $f'(x)$ changes from positive to negative there; similarly, $f(x)$ changes from decreasing to increasing at $x = \frac{4}{\sqrt{3}} \approx 2.309$, because $f'(x)$ changes from negative to positive there;

(37) $g(x)$ decreases on $(-4, -3)$ and $(1, 5)$; (38) maximum = 0, minimum = -9; (39) $\left(\frac{8}{3}, \infty\right)$;

(40) $x = \frac{5}{3}$ is a relative minimum since $g''\left(\frac{5}{3}\right) = 23 > 0$, $x = -6$ is a relative maximum since $g''(-6) = -23 < 0$.

Chapter 12: (41a) $t = 0.2596$, $t = 1.3756$, and $t = 1.7194$ seconds;

(41b) $|s'(4.2)| = \left|\frac{2}{9}(4.2) + 4 \sin(16.8)\right| \approx |-2.617| = 2.617$ in/sec; (41c) 0.6739 in/sec;

(41d) (0, 0.3962) and (1.1746, 1.9670); (42) 4 feet (when $t = 0.25$ seconds).

Chapter 13: (43) $-\frac{1}{2}$; (44) $x = 0$; (45) $\frac{dr}{dt} = -\frac{1}{200\pi} \approx -0.001592$ inches/hour,

Note: $\frac{dV}{dt} = -2$ since volume is decreasing, $\frac{dV}{dt} = 4\pi r^2 \frac{dr}{dt}$; treat π as a constant when

you differentiate; if the volume is $\frac{4000\pi}{3}$, then you can determine that $r = 10$ —just set

$\frac{4}{3}\pi r^3 = \frac{4000\pi}{3}$ and solve for r ; (46) $w = 625$ feet, $l = 2500 - 2(625) = 1250$ feet,

Note: Pasture perimeter is $2w + l = 2500$ so $l = 2500 - 2w$, plug this into the primary equation $A = lw$ to get $A = (2500 - 2w)w$ and optimize.

Chapter 14:

(47a) $\frac{1}{2}\left[f\left(\frac{9}{2}\right) + f(5) + f\left(\frac{11}{2}\right) + f(6) + f\left(\frac{13}{2}\right) + f(7) + f\left(\frac{15}{2}\right) + f(8)\right] \approx 7.090$;

(47b) $1\left[f\left(\frac{9}{2}\right) + f\left(\frac{11}{2}\right) + f\left(\frac{13}{2}\right) + f\left(\frac{15}{2}\right)\right] \approx 6.798$;

(47c) $\frac{1}{2}(1 + 2\sqrt{2} + 2\sqrt{3} + 4 + \sqrt{5}) \approx 6.764$;

(47d) $\frac{8-4}{3(6)}\left[f(4) + 4f\left(\frac{14}{3}\right) + 2f\left(\frac{16}{3}\right) + 4f(6) + 2f\left(\frac{20}{3}\right) + 4f\left(\frac{22}{3}\right) + f(8)\right] \approx 6.787$.

Chapter 15:

(48) $\frac{x^6}{6} - x^4 + \frac{1}{16}x^2 - 7x + 3x^{5/3} + C$; (49) $\frac{32\sqrt{2}}{3} - \frac{16}{3}$; (50) $3y^2 \cos y^3$;

(51a) $\frac{1}{5} \ln |\sec 5x + \tan 5x| + C$, *Note: set $u = 5x$* ; (51b) $\frac{1}{2}(e^9 - 1)$.

Chapter 16: (52) $\int_0^9 \left(x^{1/2} - \frac{1}{3}x\right) dx = \frac{9}{2}$; (53) $b(c) = \int_0^1 \frac{dx}{1+x^2} = \arctan x \Big|_0^1 = \frac{\pi}{4}$;

(54a) $\int_0^3 v(t) dt = \frac{27}{4} = 6.75$; (54b) $\int_0^1 v(t) dt - \int_1^2 v(t) dt + \int_2^3 v(t) dt = \frac{33}{4} = 8.25$;

(55a) $f(1) = \int_0^1 e^{3t} dt = \frac{e^3}{3} - \frac{1}{3}$; (55b) $f'(1) = e^{3(x^2)} \cdot 2x = 2e^3$.

Chapter 17: (56a) $\frac{3}{2}x^2 - 4x + \ln|x| + C$; (56b) $x - 11 \ln|x+5| + C$; (56c) $\frac{1}{3} \operatorname{arcsec}\left(\frac{e^x}{3}\right) + C$;

(56d) $\frac{1}{\sqrt{2}} \arctan\left(\frac{x+4}{\sqrt{2}}\right) + C$.

Chapter 18: (57) $x^2 \sin x + 2x \cos x - 2 \sin x + C$;

(58)

u	dv	± 1
x^2	$\cos x$	$+1$
$2x$	$\sin x$	-1
2	$-\cos x$	$+1$
0	$-\sin x$	-1

$x^2 \sin x + 2x \cos x - 2 \sin x + C$

(59) $\frac{1}{4} \ln|x-6| - \frac{1}{4} \ln|x-2| + C$; (60) 4.

Chapter 19: (61) $\pi \int_{-3}^3 (7 - (x^2 - 2))^2 dx = \frac{1296\pi}{5}$;

(62) $\pi \int_{-1}^6 \left[(2y - (-2))^2 - (-2 - (-5))^2 \right] dy = \frac{1183\pi}{3}$; (63) $2\pi \int_0^{\pi/2} (x+5)(1-\sin x) dx$,

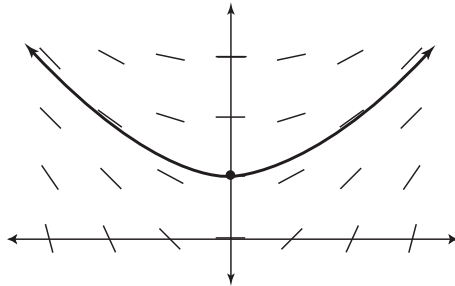
Note: Use the Shell Method; (64a) $\int_{\pi/6}^{\pi/3} \sqrt{1 + \sec^4 x} dx \approx 1.277$, Note: you may need to enter $\sec^4 x$ into your computer or calculator as $(1/\cos(x))^4$; (64b) $\int_0^3 \sqrt{(2e^{2t})^2 + \left(\frac{4}{4t+2}\right)^2} dt \approx 402.616$.

Chapter 20: (65) $y = \frac{2}{x} + C$; (66a) $y(t) = 2\arctan\left(\frac{t}{5}\right) + 1.4552$,

Note: $y(t) = \int \frac{10 dt}{t^2 + 25} = 10 \cdot \frac{1}{5} \cdot \arctan\left(\frac{t}{5}\right) + C$ and $y(1) = 1.85$, so you need to solve the equation $1.85 = 2\arctan\left(\frac{1}{5}\right) + C$ for C ; (66b) $y(730) \approx 4.5831$, so 4,583,100 copies sold in two years; (67) 32.915 days, Note: $y(t) = 3000e^{-0.173287t}$.

Chapter 21: (68) 3.01667, Note: linear approximation is $y = \frac{1}{6}x + \frac{3}{2}$;

(69)



(70) $\left(\frac{1}{3} + \frac{1}{5}, -2 + \frac{3}{40}\right) = \left(\frac{8}{15}, -\frac{77}{40}\right)$; (71) $y\left(-\frac{1}{4}\right) = \frac{273}{512}$, Note: The coordinates of the three steps are $\left(-1 + \frac{1}{4}, 1 - \frac{1}{4}\right) = \left(-\frac{3}{4}, \frac{3}{4}\right)$, $\left(-\frac{3}{4} + \frac{1}{4}, \frac{3}{4} - \frac{9}{64}\right) = \left(-\frac{1}{2}, \frac{39}{64}\right)$, and $\left(-\frac{1}{2} + \frac{1}{4}, \frac{39}{64} - \frac{39}{512}\right) = \left(-\frac{1}{4}, \frac{273}{512}\right)$.

Chapter 22: (72) The sequence converges because $\lim_{n \rightarrow \infty} \frac{3 - 4n + 5n^2}{6 - 8n - 7n^2} = -\frac{5}{7}$; (73) Notice that

$\lim_{n \rightarrow \infty} \frac{n^2 - 15}{2n^2} = \frac{1}{2}$; since the limit does not equal 0, the series cannot converge;

(74) Convergent geometric series with $a = \frac{1}{5}$ and $r = -\frac{1}{2}$, so sum = $\frac{1/5}{1 - (-1/2)} = \frac{2}{15}$;

(75) divergent p -series with $p = \frac{2}{5}$; (76) $-\frac{3}{2}$.

Chapter 23: (77) Since $\lim_{a \rightarrow \infty} \int_1^a \frac{dn}{n} = \lim_{a \rightarrow \infty} \ln|a| = \infty$, the integral diverges and so does the

series $\sum_{n=1}^{\infty} \frac{1}{n}$; (78) Every term in $\sum_{n=1}^{\infty} \frac{\sqrt{n}+1}{n}$ is larger than the corresponding term of the

divergent p -series $\sum_{n=1}^{\infty} \frac{1}{n}$, so $\sum_{n=1}^{\infty} \frac{\sqrt{n}+1}{n}$ must also diverge;

(79) Series converges since $\lim_{n \rightarrow \infty} \frac{4n^5 + 3n^3 - n + 6}{7n^9 - 136} = \frac{1}{n^4}$ exists and the comparison series $\sum_{n=1}^{\infty} \frac{1}{n^4}$ is a

convergent p -series; (80) Since $\lim_{n \rightarrow \infty} \left(\frac{3^{n+1}}{(n+1)^3} \cdot \frac{n^3}{3^n} \right) = \lim_{n \rightarrow \infty} \frac{3 \cdot n^3}{(n+1)^3} = \lim_{n \rightarrow \infty} \frac{3n^3}{n^3 + 3n^2 + 3n + 1} = 3$, the series diverges;

(81) Since $\lim_{n \rightarrow \infty} \sqrt[n]{\left(\frac{n-3}{n^2}\right)^n} = \lim_{n \rightarrow \infty} \frac{n-3}{n^2} = 0$, the series converges;

(82) Since $\lim_{n \rightarrow \infty} \frac{n}{n^2 + 4n - 3} = 0$ and each term of the series is smaller than the one preceding

it, the alternating series converges. *Note: $\cos n\pi$ alternates between -1 and 1 for consecutive*

values of n , so it acts exactly like $(-1)^n$; (83) Since the series $\sum_{n=1}^{\infty} \frac{5^n}{(n-1)!}$ converges according

to the Ratio Test $\left(\lim_{n \rightarrow \infty} \frac{5^{n+1}}{n!} \cdot \frac{(n-1)!}{5^n} = \lim_{n \rightarrow \infty} \frac{5}{n} = 0 \right)$, then $\sum_{n=1}^{\infty} \frac{(-1)^{n+1} \cdot 5^n}{(n-1)!}$ converges absolutely.

Chapter 24: (84) Radius of convergence = 1, *Note: According to the Ratio Test,*

$$\lim_{n \rightarrow \infty} \left| \frac{n^3(x+2)}{n^3 + n^2 - n - 1} \right| < 1 \text{ so } |x+2| < 1; \text{ (85) } [-2, 8);$$

$$(86) \cos \frac{1}{3} \approx 1 - \frac{(1/3)^2}{2} + \frac{(1/3)^4}{4!} - \frac{(1/3)^6}{6!} \approx 0.94496;$$

$$(87) \sin 1.5 \approx 1 - \frac{(1.5 - \pi/2)^2}{2!} + \frac{(1.5 - \pi/2)^4}{4!} \approx 0.9975.$$

Appendix

A

Solutions to “You've Got Problems”

All of the answers to the problems that haunted you throughout the book are listed here, organized by chapter. All of the important steps are shown, unless the skill needed to complete a problem was already discussed in a previous chapter. For example, once you learn how to do u -substitution in Chapter 15, I no longer focus on its details if problems in subsequent chapters require u -substitution as a component of their answers. If I didn't do that, this appendix would be a book unto itself!

Chapter 2

1. $6x + 9y = 11$. Don't forget that $6x$ has to be positive to be in standard form. You may need to multiply everything by -1 .
2. $2x - 3y = 6$. You can treat $(0, -2)$ as a point or use it as the y -intercept, so both forms work.
3. $\frac{3}{4}$. Remember that $\frac{-3}{-4} = \frac{3}{4}$.
4. $\frac{9y^4}{x^6}$. When you square everything, you get $9x^{-6}y^4$, and the negative exponent has to be moved.
5. $7xy(x - 3y^2)$. The greatest common factor is $7xy$, so divide it out of each term to get the factored form and write $7xy$ in front.

- $(2x + 7)(4x^2 - 14x + 49)$. This is a sum of perfect cubes; $a = 2x$ and $b = 7$.
- $x = 0, -4$. **Method one:** Factor out $3x$. **Method two:** First divide by 3 to get $x^2 + 4x = 0$. Half of 4 is 2, whose square, 4, that should be added to both sides. **Method three:** $a = 3$, $b = 12$, and $c = 0$, since there is no constant term.

Chapter 3

- 4 . $f(43) = 7$; $g(7) = 64$; $b(64) = 4$.
- Origin-symmetric. Plug in $-x$ for x and $-y$ for y to get $-y = \frac{-x^3}{|x|}$. Multiply both sides by -1 , and you'll get the original function.
- $\frac{1}{2}(\sqrt{2x+6})^2 - 3 = \sqrt{2(\frac{1}{2}x^2 - 3)} + 6 = x$ once simplifying is complete.
- $b^{-1}(x) = \frac{3}{2}x - \frac{15}{2}$. After switching x and y , subtract 5 from both sides and then eliminate $\frac{2}{3}$ by multiplying each side of the equation by $\frac{3}{2}$.
- $y = x^2 - 3x + 3$. Start by solving the x equation for t ($t = x - 1$), plug that into both t spots in the y equation, and simplify.

Chapter 4

0. Simplify $\frac{14\pi}{4}$ to get $\frac{7\pi}{2}$. Subtract 2π (or $\frac{4\pi}{2}$) to get $\frac{3\pi}{2}$; $\cos \frac{3\pi}{2} = \cos \frac{14\pi}{4} = 0$.
- $\left(-\frac{1}{2}\right)^2 + \left(\frac{\sqrt{3}}{2}\right)^2 = \frac{1}{4} + \frac{3}{4} = 1$.
- $\sin 2x \cos 2x$. Factor out the greatest common factor of $2\sin x \cos x$ to get $2\sin x \cos x(1 - 2\sin^2 x)$ and use double angle formulas to substitute in replacements for each factor.
- $x = 0, \pi$. Substitute $2\sin x \cos x$ for $\sin 2x$ and factor to get $2\sin x(\cos x + 1) = 0$; solve each equation set equal to 0.

Chapter 5

- $-\infty$. The graph decreases infinitely as you approach $x = -4$ from the left. You can also answer that no limit exists because the graph decreases infinitely—both methods of answering are equivalent.

2. Does not exist. The left-hand limit (-2) does not equal the right-hand limit (3) , so no general limit exists.
3. 1. The left- and right-hand limits are both 1, so the general limit exists and is 1.

Chapter 6

1. (a) $-\frac{1}{\pi}$. Plug in π for each x to get $\frac{\cos \pi}{\pi}$; you know that $\cos \pi = -1$ from the unit circle.
 - (b) $\lim_{x \rightarrow -2} \frac{x^2 + 1}{x^2 - 1} = \frac{(-2)^2 + 1}{(-2)^2 - 1} = \frac{4 + 1}{4 - 1} = \frac{5}{3}$.
2. (a) 13. Factor the numerator to get $(2x + 3)(x - 5)$; cancel the $(x - 5)$ terms and plug in $x = 5$ into $2x + 3$.
 - (b) 3. The numerator is the difference of perfect cubes (remember the formula?), which factors to $(x - 1)(x^2 + x + 1)$; the $(x - 1)$ terms cancel, leaving only $x^2 + x + 1$; substitute $x = 1$ into that expression to get the answer.
3. (a) 4. Multiply numerator and denominator by $\sqrt{x + 6} + 2$ and cancel out resulting $(x + 2)$ terms to get $\lim_{x \rightarrow -2} (\sqrt{x + 6} + 2)$; substitute in $x = -2$.
 - (b) $\frac{\sqrt{5}-3}{2}$. Did I fool you? You don't use the conjugate method here, because substitution works; to get the answer, just plug in $x = 1$ for all x 's (no simplifying can be done).
4. Factor to get $\frac{x(2x-1)(x-1)}{x(2x-1)(x+3)}$. The function is undefined at $x = 0$, $x = \frac{1}{2}$, and $x = -3$.

Using the factoring method, $\lim_{x \rightarrow 0} g(x) = -\frac{1}{3}$ and $\lim_{x \rightarrow 1/2} g(x) = -\frac{1}{7}$, so holes exist on the graph for those values. However, no limit exists for $x = -3$, since substitution results in $-\frac{84}{0}$, indicating that $x = -3$ is a vertical asymptote.
5. (a) $\frac{2}{3}$. The degrees of the numerator and denominator are the same.
 - (b) 0. The denominator has the higher degree; the fact that you're approaching $-\infty$ doesn't matter, since all rational functions possessing an infinite limit approach the same height as x approaches ∞ and $-\infty$.
6. e . Break into two limits to get $\lim_{x \rightarrow \infty} \frac{5}{x^3} + \lim_{x \rightarrow \infty} \left(1 + \frac{1}{x}\right)^x$; each of these is a separate special limit rule. The first limit is equal to 0 (by the third rule) and the other limit is equal to e (by the last rule), so the answer is $0 + e = e$.

Chapter 7

1. Discontinuous. Examining the piecewise-defined function, it's clear that $g(1) = -2$, but using the factoring method, you get $\lim_{x \rightarrow 1} g(x) = 5$. Because these are unequal, g is discontinuous at $x = 1$.
2. $a = 12$. Notice that $\lim_{x \rightarrow -1^-} b(x) = 6$, because $2(-1)^2 + (-1) - 7 = -6$. (Even though $b(x)$ technically doesn't reach that height, since the domain restriction is $x < -1$, -6 is still the left-hand limit as x approaches -1 .) Therefore, $ax + 6 = -6$ when you plug in $x = -1$.
3. $x = 5$ (infinite discontinuity), $x = -5$ (point discontinuity). Factor to get $\frac{(x+5)(2x-5)}{(x+5)(x-5)}$; a limit exists for $x = -5$, but not for $x = 5$.
4. Since $g(1) = -2$ and $g(2) = 4$, we know that all values between -2 and 4 are outputs of g for $1 < x < 2$. Clearly, 0 is between -2 and 4 , so the function has a height of 0 (and has an x -intercept) somewhere between $x = 1$ and $x = 2$.

Chapter 8

1. $g'(x) = 10x + 7$; $g'(-1) = -3$ First, calculate $g(x + \Delta x)$:

$$\begin{aligned} g(x + \Delta x) &= 5(x + \Delta x)^2 + 7(x + \Delta x) - 6 \\ &= 5x^2 + 10x\Delta x + 5(\Delta x)^2 + 7x + 7\Delta x - 6 \end{aligned}$$

After plugging this into the difference quotient and simplifying, you get

$$\lim_{\Delta x \rightarrow 0} \frac{10x\Delta x + 5(\Delta x)^2 + 7\Delta x}{\Delta x}. \text{ Solve using the factoring method.}$$

2. $\frac{1}{6}$. Since $b(8) = \sqrt{9} = 3$, the difference quotient is $\lim_{x \rightarrow 8} \frac{\sqrt{x+1}-3}{x-8}$. Find this limit using the conjugate method.

Chapter 9

1. (a) $y' = 2x^2 + 6x - 6$. Here is the work behind the scenes:

$$y' = \left(\frac{2}{3} \cdot 3\right)x^{3-1} + (3 \cdot 2)x^{2-1} - (6 \cdot 1)x^{1-1} + 0$$

- (b) $f'(x) = \frac{1}{3x^{2/3}} + \frac{2}{5x^{4/5}}$. Begin by writing the radical terms as fractional exponents and then apply the Power Rule:

$$\begin{aligned}
 f(x) &= x^{1/3} + 2x^{1/5} \\
 f'(x) &= \left(1 \cdot \frac{1}{3}\right)x^{1/3-1} + \left(2 \cdot \frac{1}{5}\right)x^{1/5-1} \\
 &= \frac{1}{3}x^{-2/3} + \frac{2}{5}x^{-4/5}
 \end{aligned}$$

2. To use the Power Rule, you must multiply to get $g(x) = 2x^2 + 7x - 4$ and differentiate that to get $g'(x) = 4x + 7$. Applying the Product Rule gives you:

$$\begin{aligned}
 g'(x) &= (2x - 1)(1) + (2)(x + 4) \\
 &= 2x - 1 + 2x + 8 \\
 &= 4x + 7
 \end{aligned}$$

3. Make sure to simplify carefully:

$$\begin{aligned}
 f'(x) &= \frac{(x-5)(12x^3 + 4x - 7) - (3x^4 + 2x^2 - 7x)(1)}{(x-5)^2} \\
 &= \frac{(12x^4 - 60x^3 + 4x^2 - 27x + 35) - 3x^4 - 2x^2 + 7x}{x^2 - 10x + 25} \\
 &= \frac{9x^4 - 60x^3 + 2x^2 - 20x + 35}{x^2 - 10x + 25}
 \end{aligned}$$

4. $10x(x^2 + 1)^4$. Here you have a function $(x^2 + 1)$ inside another function (x^5) . In the Chain Rule formula, $f(x) = x^5$ and $g(x) = x^2 + 1$, since $f(g(x)) = (x^2 + 1)^5$. Therefore, you use the Power Rule to derive the outer function (while leaving $x^2 + 1$ alone) and then multiply by the derivative of $x^2 + 1$ to get $5(x^2 + 1)^4 \cdot (2x)$.
5. (a) 19. The instantaneous rate of change is synonymous with the derivative, so find $g'(4)$; since $g'(x) = 6x - 5$ because of the Power Rule, $g'(4) = 19$.
- (b) 1. You'll need to find the slope of the secant line, so first get the points representing the x -values of -1 and 3 by plugging those x -values into the equation. Since $g(-1) = 14$ and $g(3) = 18$, the endpoints of the secant line are $(-1, 14)$ and $(3, 18)$. The secant slope will be $\frac{18-14}{3-(-1)} = \frac{4}{4} = 1$.
6. Begin by writing $\cot x$ as a quotient: $\cot x = \frac{\cos x}{\sin x}$; apply the Quotient Rule to differentiate:

$$\begin{aligned}
 \frac{d}{dx} \left(\frac{\cos x}{\sin x} \right) &= \frac{\sin x(-\sin x) - \cos x(\cos x)}{\sin^2 x} \\
 &= \frac{-\sin^2 x - \cos^2 x}{\sin^2 x}
 \end{aligned}$$

Factor -1 out of the numerator and use the Mama theorem to replace $\sin^2 x + \cos^2 x$ with 1:

$$\begin{aligned}\frac{d}{dx} \left(\frac{\cos x}{\sin x} \right) &= \frac{-(\sin^2 x + \cos^2 x)}{\sin^2 x} \\ &= \frac{-1}{\sin^2 x} \\ &= -\csc^2 x\end{aligned}$$

Chapter 10

- $y = 15x + 5$. The point of tangency is $(-1, -10)$ and since $g'(x) = 9x^2 - 2x + 4$, $g'(-1) = 15$. Point-slope form gives you $y - (-10) = 15(x - (-1))$, which you can put into slope-intercept form like I did, if you wish.
- $\frac{2}{3}$. The derivative, with respect to x , is $4 + x \frac{dy}{dx} + y - 6y \frac{dy}{dx} = 0$. Solve this for $\frac{dy}{dx}$ to get $\frac{dy}{dx} = \frac{-4-y}{x-6y}$. To finish, plug in 3 for x and 2 for y and simplify.
3. Evaluating $f^{-1}(6)$ is the same as solving $\sqrt{2x^3 - 18} = 6$. Square both sides to get $2x^3 - 18 = 36$, and solve for x by adding 18 to both sides, dividing both sides by 2, and then cube rooting both sides of the equation.
- .0945. Remember that $(g^{-1})'(-2) = \frac{1}{g'(g^{-1}(2))}$ and $g^{-1}(2)$ is the solution to the equation $3x^5 + 4x^3 + 2x + 1 = -2$, which is $-.6749465398$. Therefore,

$$(g^{-1})'(2) = \frac{1}{g'(-.6749465398)} = .0945.$$
- $\frac{dy}{dx} = \frac{\sec^2 t}{2} = \frac{1}{2} \sec^2 t$. This is the derivative of the y piece divided by the x piece's derivative. To get the second derivative, derive $\frac{dy}{dx}$ (with the Chain Rule) and divide by 2 (the original x equation derivative):

$$\frac{d^2 y}{dx^2} = \frac{\frac{1}{2} \cdot 2(\sec t) \cdot \sec t \tan t}{2} = \frac{1}{2} \sec^2 t \tan t$$

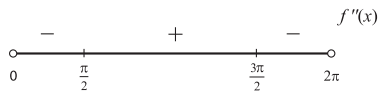
Chapter 11

1. First of all, $b'(x) = -2x + 6$. When you set that equal to 0 and solve, you get the critical number of $x = 3$. Choose numbers before and after 3 and plug them into the derivative—for example, $b'(2) = 2$ and $b'(4) = -2$. Since the derivative changes from positive to negative, the function changes from increasing to decreasing at $x = 3$, so the critical number represents a relative maximum.
2. Find the derivative: $g'(x) = 6x^2 - 7x - 3$; critical points occur where this equals 0 (it is never undefined). So factor to get $(3x + 1)(2x - 3)$; critical numbers are $x = -\frac{1}{3}$ and $x = \frac{3}{2}$. Pick test values and plug into the derivative to get this wiggle graph:



Because $f'(x)$ is positive on the intervals $(-\infty, -\frac{1}{3})$ and $(\frac{3}{2}, \infty)$, $f(x)$ is increasing on those intervals.

3. Absolute max: 32; absolute min: -52. Notice that $g'(x) = 3x^2 + 8x + 5$, which factors into $(3x + 5)(x + 1)$, so $x = -\frac{5}{3}$ and $x = -1$ are both critical numbers. A wiggle graph verifies that they are also relative extrema. Test all four x -value candidates, including those and the endpoints: $g(-5) = -52$, $g(-\frac{5}{3}) \approx -3.852$, $g(-1) = -4$, and $g(2) = 32$.
4. $(0, \frac{\pi}{2})$ and $(\frac{3\pi}{2}, 2\pi)$. If $f(x) = \cos x$, then $f'(x) = -\sin x$ and $f''(x) = -\cos x$. The second derivative wiggle graph for $[0, 2\pi]$ looks like this:



Remember $f(x)$ is concave down wherever $f''(x)$ is negative.

Chapter 12

1. $t = 4$ and $t = 8.196$ seconds. This question is asking, "When is the position equal to -30?" To answer it, use some form of technology to solve the equation

- $\frac{1}{2}t^3 - 5t^2 + 3t + 6 = -30$. Again, I usually set it equal to 0 and find the x -intercepts (i.e., solve the equation $\frac{1}{2}t^3 - 5t^2 + 3t + 36 = 0$). Negative answers make no sense and should be discarded. (Negative time is nonsensical.)
- The correct order is: the average velocity, the velocity at $t = 7$, and lastly the speed at $t = 3$. The average velocity is the slope connecting the points $(2, -4)$ and $(6, -48)$: $\frac{-48 - (-4)}{6 - 2} = \frac{-44}{4} = -11$ in/sec. The velocity at $t = 7$ is $v(7) = s'(7) = 6.5$ in/sec. The speed at $t = 3$ is the absolute value of the velocity there: $|s'(3)| = |-13.5| = 13.5$ in/sec.
 - $t = 3$ seconds. Since $s''(t) = 3t - 10$, the answer is the solution to the equation $3t - 10 = -1$.
 - 585.204 meters. The position equation will be $s(t) = -4.9t^2 + 100t + 75$. The highest point reached by the cannonball is the relative maximum of the position equation. Since $s'(t) = -9.8t + 100$, $t = \frac{-100}{-9.8} = 10.204$ is the time the ball reaches this height (verify it's a max using the Second Derivative Test if you like— $s''(t)$ is always negative). Thus, the maximum height of the cannonball is $s(10.204)$, which is approximately 585.204 meters.

Chapter 13

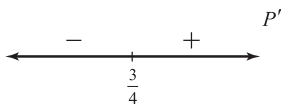
0. Since x^{-2} has a negative power, move it to the denominator: $\lim_{x \rightarrow \infty} \frac{\ln x}{x^2}$. Substitution results in $\frac{\infty}{\infty}$, so apply L'Hôpital's Rule (and remember that the derivative of $\ln x$ is $\frac{1}{x}$: $\lim_{x \rightarrow \infty} \frac{\frac{1}{x}}{2x}$). This can be rewritten as $\lim_{x \rightarrow \infty} \frac{1}{2x^2}$. Substitution now results in 1 divided by a giant number, which is basically 0, according to the third of our special limit theorems from Chapter 6.
- $x = \frac{1}{2}$. Since $g(\frac{1}{4}) = 4$ and $g(1) = 1$, the secant slope is $\frac{4-1}{\frac{1}{4}-1} = \frac{3}{-\frac{3}{4}} = -4$. The Power Rule tells you that $g'(x) = -\frac{1}{x^2}$. Thus, the solution to $-\frac{1}{x^2} = -4$ is the value for c guaranteed by the Mean Value Theorem:

$$x^2 = \frac{1}{4}$$

$$x = \pm \frac{1}{2}$$

Only $x = \frac{1}{2}$ falls in the interval $[\frac{1}{4}, 1]$, so discard the other answer.

3. $\frac{20}{7} \approx 2.857$ in²/week. You know, from the problem, that $\frac{dV}{dt} = 5$ if V represents volume. Let's call S surface area; you want to find $\frac{dS}{dt}$. The surface area of a cube is $S = 6l^2$, where l is the length of a side. Think about it—the surface area of a cube is comprised of six squares, each having area l^2 . So differentiate that formula to get $\frac{dS}{dt} = 12l \cdot \frac{dl}{dt}$. You know that $l = 7$, but what is $\frac{dl}{dt}$? To find it, you have to use the given information about $\frac{dV}{dt}$, so you need a second equation containing V . The volume of a cube with side l is $V = l^3$, so let's derive that baby to get $\frac{dV}{dt} \cdot \frac{dV}{dt} = 3l^2 \cdot \frac{dl}{dt}$. You know that $\frac{dV}{dt} = 5$ and $l = 7$, so plug them into this new equation to get $5 = 3 \cdot 7^2 \cdot \frac{dl}{dt}$, so $\frac{dl}{dt} = \frac{5}{147}$. Now that you finally know what $\frac{dl}{dt}$ is, plug it back into the $\frac{dS}{dt}$ equation to solve for $\frac{dS}{dt}$. $\frac{dS}{dt} \cdot \frac{dS}{dt} = 12l \cdot \frac{dl}{dt} = 12(7) \cdot \frac{5}{147} = \frac{20}{7} \approx 2.857$ in²/week.
4. $-\frac{9}{8}$. You want to optimize the product, whose equation is $P = xy$, where x and y are the numbers in question. You know that $y = 2x - 3$, so $P = x(2x - 3) = 2x^2 - 3x$. So $P' = 4x - 3$, and the wiggle graph of P' is



Therefore, one of the numbers is $\frac{3}{4}$ and the other is $y = 2 \cdot \frac{3}{4} - 3 = -\frac{3}{2}$. Remember,

you're asked for the optimal product, so the answer is $xy = \left(\frac{3}{4}\right)\left(-\frac{3}{2}\right) = -\frac{9}{8}$.

Chapter 14

1. The width of all the rectangles will be $\Delta x = \frac{\frac{3\pi}{2} - \frac{\pi}{2}}{4} = \frac{\pi}{4}$. The left-hand sum will be (you can factor out the $\frac{\pi}{4}$ width from each term to make the answers easier to read):

$$\frac{\pi}{4} \left(-\cos \frac{\pi}{2} - \cos \frac{3\pi}{4} - \cos \pi - \cos \frac{5\pi}{4} \right) = \frac{\pi}{4} (1 + \sqrt{2}) \approx 1.896$$

The right-hand sum will be

$$\frac{\pi}{4} \left(-\cos \frac{3\pi}{4} - \cos \pi - \cos \frac{5\pi}{4} - \cos \frac{3\pi}{2} \right) = \frac{\pi}{4} (1 + \sqrt{2}) \approx 1.896$$

You'll need a calculator to find the midpoint sum since $\frac{\pi}{8}$ values aren't on the unit circle:

$$\frac{\pi}{4} \left(-\cos \frac{5\pi}{8} - \cos \frac{7\pi}{8} - \cos \frac{9\pi}{8} - \cos \frac{11\pi}{8} \right) \approx 2.052$$

2. 1.896. Each trapezoid has width $\Delta x = \frac{\pi-0}{4} = \frac{\pi}{4}$, so according to the Trapezoidal Rule:

$$\begin{aligned} & \frac{\pi-0}{2(4)} \left(\sin 0 + 2 \sin \frac{\pi}{4} + 2 \sin \frac{\pi}{2} + 2 \sin \frac{3\pi}{4} + \sin \pi \right) \\ &= \frac{\pi}{8} \left(0 + 2 \cdot \frac{\sqrt{2}}{2} + 2 \cdot 1 + 2 \cdot \frac{\sqrt{2}}{2} + 0 \right) \\ &= \frac{\pi}{8} (2\sqrt{2} + 2) \approx 1.896 \end{aligned}$$

3. 1.622. Each subinterval has the width of $\Delta x = \frac{5-1}{4} = 1$; apply the Simpson's Rule formula:

$$\begin{aligned} & \frac{5-1}{3 \cdot 4} (f(1) + 4f(2) + 2f(3) + 4f(4) + f(5)) \\ &= \frac{4}{12} \left(1 + 4 \cdot \frac{1}{2} + 2 \cdot \frac{1}{3} + 4 \cdot \frac{1}{4} + \frac{1}{5} \right) \\ &= \frac{1}{3} \left(4 + \frac{13}{15} \right) = \frac{73}{45} \approx 1.622 \end{aligned}$$

Chapter 15

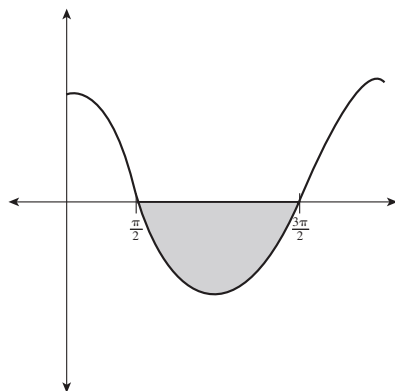
1. $\frac{2}{5}x^5 + \frac{1}{12}x^4 + \frac{2}{3}x^{3/2} + C$. Start by writing each term as a separate integral with its own \int sign and dx : $\int 2x^4 dx + \int \frac{1}{3}x^3 dx + \int x^{1/2} dx$. Factor out the coefficients to get $2 \int x^4 dx + \frac{1}{3} \int x^3 dx + \int x^{1/2} dx$. Finally, apply the Power Rule for integrals and simplify:

$$2 \cdot \frac{x^5}{5} + \frac{1}{3} \cdot \frac{x^4}{4} + \frac{x^{3/2}}{3/2} + C$$

$$\frac{2}{5}x^5 + \frac{1}{12}x^4 + \frac{2}{3}x^{3/2} + C$$

Don't get confused when adding 1 to the fractional power: $1 + \frac{1}{2} = \frac{3}{2}$.

2. -2. The integral of $\cos x$ is $\sin x$ (not $-\sin x$, which is the derivative of $\cos x$). So, plug the limits of integration into the integral in the correct order:
 $\sin \frac{3\pi}{2} - \sin \frac{\pi}{2} = -1 - 1 = -2$. This is the area between the graph of $y = \cos x$ and the x -axis. As you can see in the graph of $\cos x$, the area is below the x -axis, which is why the definite integral is negative.



The graph of $y = \cos x$.

3. **Part one:** Start by evaluating the definite integral (remember the integral of e^t is e^t ; $\frac{d}{dx} \left(e^t \Big|_1^{\tan x} \right) = \frac{d}{dx} \left(e^{\tan x} - e \right)$. Now derive; since e is a constant (there is no x exponent) its derivative is 0: $e^{\tan x} \cdot \sec^2 x$. (You use the Chain Rule, first leaving the exponent alone and then multiplying by its derivative.)
- Part two:** Because you are deriving with respect to the variable in the upper bound (and the lower bound is a constant), plug the upper bound into the function and multiply by the upper bound's derivative: $e^{\tan x} \cdot \sec^2 x$.

4. $\frac{1}{2}$. Set $u = \tan x$ and $du = \sec^2 x dx$. Use those two expressions to rewrite the integral using u 's: $\int u du$. Don't forget the limits of integration—plug them into $u = \tan x$ to get the new limits: $\tan(0) = 0$ and $\tan\left(\frac{\pi}{4}\right) = 1$. Integrate $\int_0^1 u du$ to get $\frac{u^2}{2} \Big|_0^1 = \frac{1}{2} - 0 = \frac{1}{2}$. Note: you'll get the same final answer if you start with $u = \sec x$ and $du = \sec x \tan x dx$.

Chapter 16

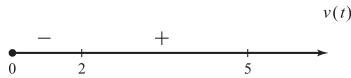
1. $\frac{1}{12}$. These curves intersect at $x = 0$ and $x = 1$ (which you deduce by setting $x^2 = x^3$ and solving for x so those x -values bound the area the functions enclose. The graph of x^2 is above x^3 on that interval, so the area will be $\int_0^1 (x^2 - x^3) dx$, which equals:

$$\left(\frac{x^3}{3} - \frac{x^4}{4} \right) \Big|_0^1 = \left(\frac{1^3}{3} - \frac{1^4}{4} \right) - 0 = \frac{1}{12}$$

2. .107. According to the Mean Value Theorem for Integration, you know that $(100 - 1) \cdot f(c) = \int_1^{100} \frac{\ln x}{x} dx$. To integrate, you have to use u -substitution with $u = \ln x$ and $du = \frac{1}{x} dx$:

$$\begin{aligned} 99f(c) &= \int_{\ln 1}^{\ln 100} u du \\ 99f(c) &= \frac{u^2}{2} \Big|_{\ln 1}^{\ln 100} \\ 99f(c) &= \frac{(\ln 100)^2}{2} - 0 \\ f(c) &\approx .107 \end{aligned}$$

3. 71,000 miles. Distance-traveled problems require you to use the *velocity* equation, so differentiate the position equation to get $v(t) = 3t^2 - 4t - 4$. Now create a wiggle graph of $v(t)$:



The ship changes direction (i.e., starts heading away from earth) at $t = 2$, so you have to use two integrals for velocity—one for $[0, 2]$ and one for $[2, 5]$. Since the integral on $[0, 2]$ will be negative, you need to multiply it by -1 . Total distance will be

$$\begin{aligned} & -\int_0^2 (3t^2 - 4t - 4) dt + \int_2^5 (3t^2 - 4t - 4) dt \\ & = -(-8) + 63 = 71 \end{aligned}$$

4. $g(4\pi) = 0$; $g'(4\pi) = \frac{1}{2}$.

(a) To calculate $g(4\pi)$, plug it into the integral and evaluate it. You'll have to use u -substitution to integrate $\cos 2t$:

$$\begin{aligned} g(4\pi) &= \int_{-\pi}^{(4\pi)/2} \cos 2t \, dt \\ &= \frac{1}{2} (\sin u) \Big|_{-2\pi}^{4\pi} = 0 \end{aligned}$$

(b) Begin by finding $g'(x)$ using the Fundamental Theorem part two (plug $\frac{x}{2}$ into t and multiply by $\frac{1}{2}$). Then evaluate the derivative normally:

$$\begin{aligned} g'(x) &= \cos\left(2 \cdot \frac{x}{2}\right) \cdot \frac{1}{2} = \frac{1}{2} \cos x \\ g'(4\pi) &= \frac{1}{2} \cos(4\pi) = \frac{1}{2} \cdot 1 = \frac{1}{2} \end{aligned}$$

Chapter 17

1. $-\ln|\cos x| + x + C$. If you create two functions separately with $\cos x$ in the denominator of each, you get:

$$\begin{aligned} & \int \frac{\sin x}{\cos x} dx + \int \frac{\cos x}{\cos x} dx \\ &= \int \tan x dx + \int 1 dx \end{aligned}$$

You memorized the integral of tangent, and the integral of 1 is x .

2. $x + 2\ln|2x - 3| + C$. (a) Set $u = 2x - 3$; it gives you $\frac{du}{2} = dx$. In addition, solve the equation for x to get $x = \frac{u+3}{2}$. Substitute all of these into the original integral and solve:

$$\begin{aligned}
 & \frac{1}{2} \int \frac{2\left(\frac{u+3}{2}\right) + 1}{u} du \\
 &= \frac{1}{2} \int \frac{u+4}{u} du \\
 &= \frac{1}{2} \left(\int du + 4 \int \frac{1}{u} du \right) \\
 &= \frac{1}{2} (u + 4 \ln|u| + C) \\
 &= \frac{1}{2} (2x - 3) + 2 \ln|2x - 3| + C \\
 &= x + 2 \ln|2x - 3| + C
 \end{aligned}$$

(b) Using long division, rewrite $\frac{2x+1}{2x-3}$ as $1 + \frac{4}{2x-3}$; you get the same answer as in part (a).

3. $\frac{3}{2\sqrt{7}} \arctan\left(\frac{x^2}{\sqrt{7}}\right) + C$. The denominator is a number plus a function squared, i.e., $(x^2)^2$. Pull the 3 out of the integral, set $a = \sqrt{7}$ (since $a^2 = (\sqrt{7})^2 = 7$), and set $u = x^2$.

Using u -substitution, $du = 2x dx$, so $\frac{du}{2} = x dx$. Using all these pieces, rewrite the integral and solve:

$$\frac{3}{2} \int \frac{du}{a^2 + u^2} = \frac{3}{2} \left(\frac{1}{\sqrt{7}} \arctan\left(\frac{x^2}{\sqrt{7}}\right) \right) + C$$

If radicals in the denominator bother you, feel free to rationalize the denominators, but the answer is acceptable as it is.

4. $\operatorname{arcsec}\left(\frac{x-3}{2}\right) + C$. Pull out the coefficient of 2 and complete the square inside the radical. The $(x-3)$ outside the radical and the order of subtraction in the radical suggests the arcsecant formula (arcsine usually has nothing outside the radical sign in the denominator):

$$2 \cdot \int \frac{dx}{(x-3)\sqrt{x^2 - 6x + 9 - 9 + 5}} = 2 \cdot \int \frac{dx}{(x-3)\sqrt{(x-3)^2 - 4}}$$

Set $u = x - 3$ (so $du = dx$) and $a = 2$. When you do, you get the arcsecant formula exactly:

$$2 \cdot \int \frac{du}{u\sqrt{u^2 - a^2}} dx = 2 \cdot \frac{1}{2} \operatorname{arcsec}\left(\frac{x-3}{2}\right) + C$$

Chapter 18

- $x^2e^x - 2xe^x + 2e^x + C$. To begin, set $u = x^2$ and $dv = e^x dx$, so $du = 2x dx$ and $v = e^x$. When you plug into the parts formula, you get $x^2e^x - 2\int xe^x dx$. Use parts to integrate again, this time with $u = x$ and $dv = e^x dx$, to get $\int xe^x dx = xe^x - \int e^x dx$, which equals $xe^x - e^x$. Now that you know what $\int xe^x dx$ equals, plug it into our original parts formula: $x^2e^x - 2(xe^x - e^x) + C$.
- Using the same u and dv terms, you should get this table:

u	dv	± 1
x^2	e^x	$+1$
$2x$	e^x	-1
2	e^x	$+1$
0	e^x	-1
		$+1$

Therefore, your answer is $x^2e^x - 2xe^x - 2e^x + C$.

- $-\ln|x + 3| + \ln|x + 1| + C$. You can apply partial fractions since the denominator is factorable:

$$\begin{aligned} \frac{2}{x^2 + 4x + 3} &= \frac{A}{x + 3} + \frac{B}{x + 1} \\ 2 &= A(x + 1) + B(x + 3) \\ 2 &= Ax + A + Bx + 3B \\ 2 &= x(A + B) + (A + 3B) \end{aligned}$$

Because there is no x term on the left, $A + B = 0$. Because the constant on the left is 2, $A + 3B = 2$. This gives you two equations with two unknown variables—solve this system of equations (just as you did in elementary algebra) to get $A = -1$ and $B = 1$. Finish by substituting in the values:

$$\begin{aligned} \int \frac{2}{x^2 + 4x + 3} dx &= \int \frac{-1}{x + 3} dx + \int \frac{1}{x + 1} dx \\ &= -\ln|x + 3| + \ln|x + 1| + C \end{aligned}$$

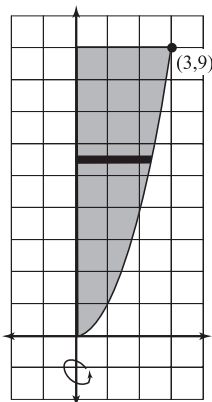
4. 2. The integral is improper because of its infinite upper limit of integration. Replace the troublesome limit with a and let a approach ∞ . To integrate, rewrite the fraction as $x^{-3/2}$ and apply the Power Rule for Integration:

$$\begin{aligned} & \lim_{a \rightarrow \infty} \left(\int_1^a x^{-3/2} dx \right) \\ &= \lim_{a \rightarrow \infty} \left(-2x^{-1/2} \Big|_1^a \right) \\ &= \lim_{a \rightarrow \infty} \left(\frac{-2}{\sqrt{x}} \Big|_1^a \right) \\ &= \lim_{a \rightarrow \infty} \left(\frac{-2}{\sqrt{a}} - \left(\frac{-2}{\sqrt{1}} \right) \right) = 2 \end{aligned}$$

As a gets infinitely large, the denominator of $\frac{-2}{\sqrt{a}}$ will get huge, making the fraction basically equal to 0 (remember the special limit rules at the end of Chapter 6?).

Chapter 19

1. $\frac{81\pi}{2}$. Begin by drawing a picture of the situation:

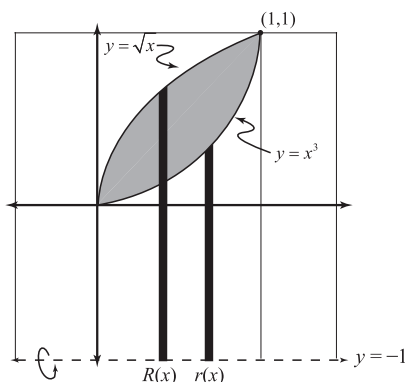


In this problem, the radius of rotation is horizontal—remember it must be perpendicular to the rotational axis, which is the y -axis. The presence of a horizontal radius of rotation indicates that the function must contain y 's, not x 's, so solve the equation

for x to accomplish this: $x = \pm\sqrt{y}$; you can ignore the case of $-\sqrt{y}$ since you are limited to the first quadrant. The radius of rotation's length will be the right boundary minus the left boundary, so $r(y) = \sqrt{y} - 0$. Plug this into the formula for the disk method (using y -boundaries, since everything must be in terms of y):

$$\begin{aligned} V &= \pi \int_0^9 (\sqrt{y})^2 dy \\ &= \pi \int_0^9 y dy \\ &= \frac{81\pi}{2} \end{aligned}$$

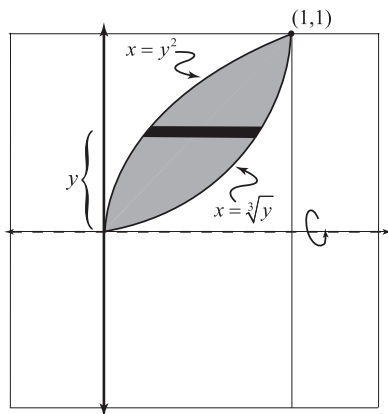
2. $\frac{25\pi}{21}$. Remember that the rotational radii must extend from the axis of rotation (which is $y = -1$ in this problem), *not* always from the x -axis:



Therefore, $R(x) = \sqrt{x} - (-1) = \sqrt{x} + 1$ and $r(x) = x^3 - (-1) = x^3 + 1$ (subtract the bottom boundary (-1) from the top boundary for each). To get the correct volume, plug into the washer method. Use boundaries of 0 and 1 since they mark the x -values of the graphs' intersection points:

$$\begin{aligned}
 & \pi \int_0^1 \left((\sqrt{x} + 1)^2 - (x^3 + 1)^2 \right) dx \\
 &= \pi \int_0^1 (x + 2\sqrt{x} + 1 - x^6 - 2x^3 - 1) dx \\
 &= \pi \int_0^1 (-x^6 - 2x^3 + x + 2x^{1/2}) dx \\
 &= \frac{25\pi}{21}
 \end{aligned}$$

3. $\frac{9\pi}{35}$. If you're going to use the shell method, the radius involved must be parallel to the x -axis, so it must be horizontal; this means everything must be in terms of y . Solve both of your equations for x to get $x = y^2$ and $x = \sqrt[3]{y}$:



The radius is y units above the origin, so $d(y) = y$, while the length of the radius is the right equation minus the left equation: $b(y) = \sqrt[3]{y} - y^2$. The equations intersect at y values of 0 and 1. Plug everything into the shell method:

$$\begin{aligned}
 & 2\pi \int_0^1 y (\sqrt[3]{y} - y^2) dy \\
 &= 2\pi \int_0^1 (y^{4/3} - y^3) dy \\
 &= \frac{5\pi}{14}
 \end{aligned}$$

4. $g(x) = x^3$. Use the arc length formula to find the length of each separately:

$$\begin{aligned} \int_0^2 \sqrt{1 + (f'(x))^2} dx &= \int_0^2 \sqrt{1 + (g'(x))^2} dx \\ &= \int_0^2 \sqrt{1 + (2x)^2} dx &= \int_0^2 \sqrt{1 + (3x^2)^2} dx \\ &= \int_0^2 \sqrt{1 + 4x^2} dx &= \int_0^2 \sqrt{1 + 9x^4} dx \\ &\approx 4.6468 &\approx 8.6303 \end{aligned}$$

The cubic graph is steeper, so it covers more ground during the same x -interval.

5. 8.268. Since $\frac{dx}{dt} = 1$ and $\frac{dy}{dt} = 2t$, the arc length will be

$$\begin{aligned} \int_1^3 \sqrt{1^2 + (2t)^2} dt \\ &= \int_1^3 \sqrt{1 + 4t^2} dt \\ &\approx 8.268 \end{aligned}$$

Chapter 20

1. $y = \arcsin\left(\frac{1}{2} \ln|x^2 - 1| + C\right)$. Divide both sides by $(x^2 - 1)$ and multiply both sides by $\cos y$ to get:

$$\cos y \, dy = \frac{x \, dx}{x^2 - 1}$$

Integrate both sides (use u -substitution for the right side):

$$\sin y = \frac{1}{2} \ln|x^2 - 1| + C$$

Finally, solve for y by taking the arcsine of both sides (i.e., cancel out sine with its inverse function).

2. Integrate the acceleration function to find velocity. Since you know that $v(0) = -2$, substitute these values once you've integrated:

$$\begin{aligned} v(t) &= \int a(t) dt = t^2 + 5t + \cos t + C \\ v(0) &= 0^2 + 5 \cdot 0 + \cos 0 + C = -2 \\ &1 + C = -2 \\ &C = -3 \end{aligned}$$

Therefore, $v(t) = t^2 + 5t + \cos t - 3$. Integrate to get the position function, this time using the fact that $s(0) = 5$ to find the C that results:

$$\begin{aligned} s(t) &= \int (t^2 + 5t + \cos t - 3) dt \\ &= \frac{t^3}{3} + \frac{5t^2}{2} + \sin t - 3t + C \\ s(0) &= \frac{0^3}{3} + \frac{5 \cdot 0^2}{2} + \sin 0 - 3 \cdot 0 + C = 5 \\ C &= 5 \end{aligned}$$

The final position equation is $s(t) = \frac{t^3}{3} + \frac{5t^2}{2} + \sin t - 3t + 5$.

3. 31.434 days. First things first; you need to calculate k . The initial amount is 15,000, so that will equal N . After $t = 3.82$ days, 7,500 grams remain, so plug into the exponential decay equation:

$$\begin{aligned} y &= Ne^{kt} \\ 7,500 &= 15,000e^{3.82k} \\ \frac{1}{2} &= e^{3.82k} \\ \frac{\ln\left(\frac{1}{2}\right)}{3.82} &= k \\ k &\approx -0.181452 \end{aligned}$$

Thus, the model for exponential decay is $y = 15,000e^{-0.181452t}$. Set it equal to 50 and solve for t to resolve the dilemma:

$$\begin{aligned} y &= 15,000e^{-0.181452t} \\ 50 &= 15,000e^{-0.181452t} \\ \frac{1}{300} &= e^{-0.181452t} \\ t &= \frac{\ln\left(\frac{1}{300}\right)}{-0.181452} \approx 31.4341 \text{ days} \end{aligned}$$

Chapter 21

1. 1.08715. The slope of the tangent line to $f(x) = \arctan x$ is $f'(x) = \frac{1}{1+x^2}$; therefore, the slope of your linear approximation will be $f'(2) = \frac{1}{1+2^2} = \frac{1}{5}$. The point of tangency is $(2, \arctan 2)$. That gives a linear approximation of ...

$$y - \arctan 2 = \frac{1}{5}(x - 2)$$

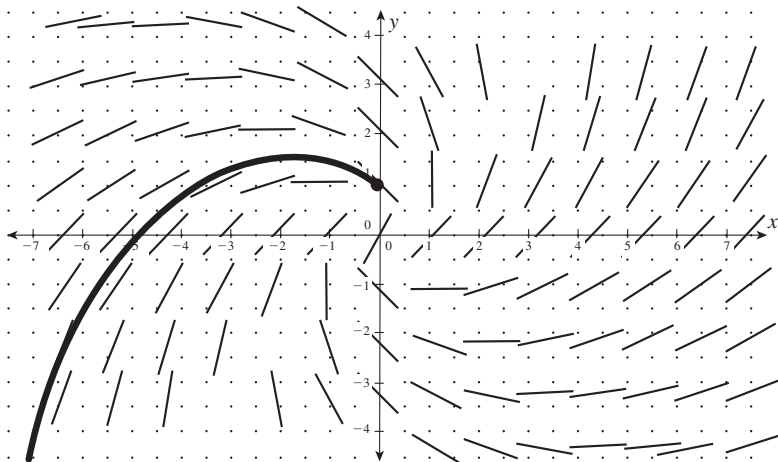
$$y = \frac{1}{5}x - \frac{2}{5} + \arctan 2$$

Therefore, $\arctan 1.9$ is approximately equal to:

$$\frac{1}{5}(1.9) - \frac{2}{5} + \arctan 2 \approx 1.08715$$

This is pretty close to the actual value: $\arctan(1.9) = 1.08632$.

2. The slope field spirals counterclockwise; the specific solution to the differential equation passing through $(0,1)$ should look like the darkened graph:



Determine the value of the slopes by plugging into the differential equation. For example, the slope of the segment at point $(2,-1)$ will be ...

$$\frac{dy}{dx} = \frac{x+y}{x-y} = \frac{2-1}{2-(-1)} = \frac{1}{3}$$

3. $\left(-\frac{1}{2}, \frac{11}{3}\right)$. You're traveling a distance of $\Delta x = \frac{1}{2}$ from point $(-1, 4)$, so use that and the given slope to calculate Δy :

$$\begin{aligned}m &= \frac{\Delta y}{\Delta x} \\-\frac{2}{3} &= \frac{\Delta y}{\frac{1}{2}} \\ \Delta y &= -\frac{2}{3} \cdot \frac{1}{2} = -\frac{1}{3}\end{aligned}$$

So, you should go right $\frac{1}{2}$ and down $\frac{1}{3}$ from $(-1, 4)$ to stay on the line. Make those adjustments to the coordinate to get the answer:

$$\begin{aligned}\left(-1 + \frac{1}{2}, 4 - \frac{1}{3}\right) \\ = \left(-\frac{1}{2}, \frac{11}{3}\right)\end{aligned}$$

4. $y(1) \approx \frac{16}{27}$. Here are all three steps:

Step one: $\frac{dy}{dx} = 2x - y = 2(0) - 0 = 0$; knowing $\Delta x = \frac{1}{3}$, find Δy :

$$\begin{aligned}0 &= \frac{\Delta y}{1/3} \\ \Delta y &= 0\end{aligned}$$

This gives you a new point of $\left(0 + \frac{1}{3}, 0 + 0\right) = \left(\frac{1}{3}, 0\right)$.

Step two: $\frac{dy}{dx} = 2x - y = 2\left(\frac{1}{3}\right) - 0 = \frac{2}{3}$; knowing $\Delta x = \frac{1}{3}$, find Δy :

$$\begin{aligned}\frac{2}{3} &= \frac{\Delta y}{1/3} \\ \Delta y &= \frac{2}{3} \cdot \frac{1}{3} = \frac{2}{9}\end{aligned}$$

This gives you a new point of $(\frac{1}{3} + \frac{1}{3}, 0 + \frac{2}{9}) = (\frac{2}{3}, \frac{2}{9})$.

Step three: $\frac{dy}{dx} = 2x - y = 2(\frac{2}{3}) - \frac{2}{9} = \frac{10}{9}$; knowing that $\Delta x = \frac{1}{3}$, find Δy :

$$\frac{10}{9} = \frac{\Delta y}{\frac{1}{3}}$$

$$\Delta y = \frac{10}{9} \cdot \frac{1}{3} = \frac{10}{27}$$

This gives you a new point of $(\frac{2}{3} + \frac{1}{3}, \frac{2}{9} + \frac{10}{27}) = (1, \frac{16}{27})$.

Chapter 22

1. Diverge. The sequence converges if $\lim_{n \rightarrow \infty} \frac{5n^3}{\ln n^2}$ exists. To evaluate the limit, you should use L'Hôpital's Rule:

$$\lim_{n \rightarrow \infty} \frac{15n^2}{\frac{1}{n^2} \cdot 2n} = \lim_{n \rightarrow \infty} \frac{15n^2}{\frac{2}{n}} = \lim_{n \rightarrow \infty} \frac{15}{2} n^3 = \infty$$

Because $\frac{15}{2} n^3$ increases without bound as n approaches infinity, the limit does not exist, making the sequence $\left\{ \frac{5n^3}{\ln n^2} \right\}$ divergent.

2. Diverge. According to the n th term divergence test, $\sum_{n=0}^{\infty} \sin n$ must diverge since $\lim_{n \rightarrow \infty} \sin n \neq 0$. The sine function does not approach any fixed value as n increases—it oscillates infinitely between the values of 1 and -1 .
3. Converges to a sum of 12. This is a geometric series with $a = 4$ and $r = \frac{2}{3}$. Because $0 < |\frac{2}{3}| < 1$, the series converges to this sum:

$$\frac{a}{1-r} = \frac{4}{1-\frac{2}{3}} = \frac{4}{\frac{1}{3}} = 12$$

4. Convergent. You can pull out the constant and rewrite the negative exponent to get this p -series: $\frac{6}{5} \cdot \sum_{n=1}^{\infty} \frac{1}{n^3}$. Since $p = 3$ and $3 > 1$, the series converges.

5. 1. If you write out the expansion, you can easily tell that this is a telescoping series:

$$\left(1 - \frac{1}{2}\right) + \left(\frac{1}{2} - \frac{1}{3}\right) + \left(\frac{1}{3} - \frac{1}{4}\right) + \left(\frac{1}{4} - \frac{1}{5}\right) + \dots$$

In fact, all the terms of the series cancel out except the 1.

Chapter 23

1. Divergent. If the integral $\int_1^{\infty} \frac{\ln n}{n} dn$ (which can be solved via u -substitution with $u = \ln n$) diverges, so will the original series:

$$\begin{aligned} & \lim_{a \rightarrow \infty} \left(\int_1^a \frac{\ln n}{n} dn \right) \\ &= \lim_{a \rightarrow \infty} \left(\frac{u^2}{2} \right) \Big|_0^{\ln a} \\ &= \lim_{a \rightarrow \infty} \left(\frac{(\ln a)^2}{2} \right) = \infty \end{aligned}$$

2. Convergent. If it weren't for the 3 in the denominator, you'd have a p -series, so compare the given series to the convergent p -series $\sum_{n=1}^{\infty} \frac{1}{n^4}$. Notice that $\frac{1}{n^4+3} \leq \frac{1}{n^4}$ for all n , since the "+ 3" in the denominator will decrease the fraction's value. (Adding in the numerator makes a fraction greater, and adding in the denominator does the opposite.) Therefore, $\sum_{n=1}^{\infty} \frac{1}{n^4+3}$ must be convergent according to the Comparison Test, because it is smaller than a convergent p -series.
3. Convergent. Since both parts of the fraction contain n raised to a power, the Limit Comparison Test is a great idea. A good comparison series would be $\sum_{n=1}^{\infty} \frac{n^{1/3}}{n^2}$, which can be simplified as $\sum_{n=1}^{\infty} \frac{1}{n^{5/3}}$. Now, calculate the limit of the quotient of the two series:

$$\begin{aligned} & \lim_{n \rightarrow \infty} \frac{\frac{n^{1/3}}{n^2 + 1}}{\frac{1}{n^{5/3}}} \\ &= \lim_{n \rightarrow \infty} \frac{n^{1/3}}{n^2 + 1} \cdot \frac{n^{5/3}}{1} \\ &= \lim_{n \rightarrow \infty} \frac{n^2}{n^2 + 1} = 1 \end{aligned}$$

Because the limit is positive and finite, and $\sum_{n=1}^{\infty} \frac{1}{n^{5/3}}$ is a convergent p -series, then $\sum_{n=1}^{\infty} \frac{\sqrt[3]{n}}{n^2 + 1}$ also converges.

4. Convergent. Applying the Ratio Test, you get:

$$\begin{aligned} & \lim_{n \rightarrow \infty} \left(\frac{(n+1)3^{n+1}}{(n+1)!} \cdot \frac{n!}{n \cdot 3^n} \right) \\ &= \lim_{n \rightarrow \infty} \frac{(n+1) \cdot n! \cdot 3 \cdot 3}{(n+1) \cdot n! \cdot n \cdot 3^n} \\ &= \lim_{n \rightarrow \infty} \frac{3}{n} = 0 \end{aligned}$$

Because $0 < 1$, the series converges.

5. Convergent. You can rewrite this series as $\sum_{n=1}^{\infty} \left(\frac{3^2}{n}\right)^n$ or $\sum_{n=1}^{\infty} \left(\frac{9}{n}\right)^n$. Apply the Root Test, since everything is raised to the n th power:

$$\lim_{n \rightarrow \infty} \sqrt[n]{\left(\frac{9}{n}\right)^n} = \lim_{n \rightarrow \infty} \frac{9}{n} = 0$$

Since $0 < 1$, this series converges.

6. Divergent. It is clearly an alternating series whose terms grow smaller as n gets larger and larger. Even though the numerator of the series gets bigger by 1 for each consecutive term, the denominator grows by more than a factor of 3. However, the series fails the second part of the Alternating Series Test since:

$$\lim_{n \rightarrow \infty} \frac{n}{3n+1} = \frac{1}{3}$$

The limit at infinity *must* equal 0 for the series to converge, and it just doesn't.

7. Convergent. The Alternating Series Test fails, since the limit at infinity results in an indeterminate answer. Test for absolute convergence by examining the series

$\sum_{n=0}^{\infty} \frac{4 \cdot 2^n}{3^n}$. If you rewrite the series as $\sum_{n=0}^{\infty} 4 \cdot \left(\frac{2}{3}\right)^n$, it's obvious that you're dealing with

a geometric series whose ratio is $\frac{2}{3}$. Since $\left|\frac{2}{3}\right| < 1$, the series $\sum_{n=0}^{\infty} 4 \cdot \left(\frac{2}{3}\right)^n$ converges, which

means that $\sum_{n=0}^{\infty} \frac{(-1)^n \cdot 4 \cdot 2^n}{3^n}$ also converges, because it converges absolutely.

Chapter 24

1. ∞ . Begin with the Ratio Test for absolute convergence:

$$\lim_{n \rightarrow \infty} \left| \frac{5^{n+1} x^{n+1}}{(n+1)!} \cdot \frac{n!}{5^n x^n} \right|$$

$$\lim_{n \rightarrow \infty} \left| \frac{5x}{n+1} \right|$$

As n approaches infinity, $\left|\frac{5}{n+1}\right|$ approaches 0. Remember that the limit has to be less than 1 in order for the series to converge:

$$|0 \cdot x| < 1$$

Hold the phone! No matter what x is, you get 0 on the left side of the inequality, and 0 is *always* less than 1. Therefore, this series will converge regardless of the value of x , meaning that the series converges on the interval $(-\infty, \infty)$.

2. $(1, 3]$. First, find the radius of convergence using the Ratio Test for this power series centered around $x = 8$. The $(-1)^{n+1}$ term is omitted thanks to the absolute value signs:

$$\lim_{n \rightarrow \infty} \left| \frac{(x-8)^{n+2}}{n+1} \cdot \frac{n}{(x-8)^{n+1}} \right|$$

$$= \lim_{n \rightarrow \infty} \left| \frac{n(x-8)}{n+1} \right| = |1 \cdot (x-8)|$$

Remember, the series only converges when $|x-8| < 1$. Because this is in the form $|x-c| < r$, you know that the radius of convergence is 1, and the series converges inside the interval $(8-1, 8+1) = (7, 9)$. Now, you should check to see if the series converges at the endpoints. Start with $x = 7$:

$$\sum_{n=1}^{\infty} \frac{(-1)^{n+1}(-1)^{n+1}}{n} = \sum_{n=1}^{\infty} \frac{(-1 \cdot -1)^{n+1}}{n} = \sum_{n=1}^{\infty} \frac{1^{n+1}}{n} = \sum_{n=1}^{\infty} \frac{1}{n}$$

This is the harmonic series, which is divergent. Now, check the other endpoint, $x = 9$:

$$\sum_{n=1}^{\infty} \frac{(-1)^{n+1}(1)^{n+1}}{n} = \sum_{n=1}^{\infty} \frac{(-1 \cdot 1)^{n+1}}{n} = \sum_{n=1}^{\infty} \frac{(-1)^{n+1}}{n}$$

This series converges according to the Alternating Series Test. Therefore, you must include $x = 3$ in the interval of convergence, $(1,3]$.

3. 1.284017. No matter what derivative you take of $f(x) = e^x$, $f^{(n)}(0) = e^0 = 1$. Therefore, the Maclaurin polynomial will be ...

$$\begin{aligned} e^x &\approx \frac{1 \cdot x^0}{0!} + \frac{1 \cdot x^1}{1!} + \frac{1 \cdot x^2}{2!} + \frac{1 \cdot x^3}{3!} + \frac{1 \cdot x^4}{4!} \\ &\approx 1 + x + \frac{x^2}{2} + \frac{x^3}{6} + \frac{x^4}{24} \end{aligned}$$

Plug $x = 0.25$ into the polynomial to get your approximation:

$$\begin{aligned} e^{0.25} &\approx 1 + (0.25) + \frac{(0.25)^2}{2} + \frac{(0.25)^3}{6} + \frac{(0.25)^4}{24} \\ &\approx 1.284017 \end{aligned}$$

If you're curious, $e^{0.25}$ is approximately 1.284025.

4. 2.049375. You need to find up to the second derivative of $f(x) = x^{1/2}$, eventually each derivative for $x = 4$:

$$\begin{aligned} f(x) &= \sqrt{x} & f(4) &= 2 \\ f'(x) &= \frac{1}{2\sqrt{x}} & f'(4) &= \frac{1}{4} \\ f''(x) &= -\frac{1}{4x^{3/2}} & f''(4) &= -\frac{1}{32} \end{aligned}$$

Plug these values into the Taylor series expansion centered at $c = 4$:

$$\begin{aligned} f(4) + \frac{f'(4)(x-4)}{1!} + \frac{f''(4)(x-4)^2}{2!} \\ = 2 + \frac{1}{4} \cdot \frac{(x-4)}{1} + \left(-\frac{1}{32}\right) \frac{(x-4)^2}{2} \\ = 2 + \frac{x-4}{4} - \frac{(x-4)^2}{64} \end{aligned}$$

Plug $x = 4.2$ into the polynomial:

$$\begin{aligned} \sqrt{4.2} &\approx 2 + \frac{4.2-4}{4} - \frac{(4.2-4)^2}{64} \\ &\approx 2 + \frac{0.2}{4} - \frac{(0.2)^2}{64} = 2.049375 \end{aligned}$$

Appendix

B

Glossary

absolute convergence Describes a series $\sum a_n$ if $\sum |a_n|$ converges; it is a method of determining whether or not a series containing negative terms converges if you cannot use the Alternating Series Test.

absolute extrema point The highest or lowest point on a graph.

acceleration The rate of change of velocity.

accumulation function A function defined by a definite integral; it has a variable in one or both of its limits of integration.

alternating series Series whose consecutive terms alternate positives and negatives.

Alternating Series Test If $\sum a_n$ is an alternating series, and

- 1) Every term of the series is less than or equal to the term preceding it; and
- 2) $\lim_{n \rightarrow \infty} a_n = 0$;

then $\sum a_n$ converges.

antiderivative The opposite of the derivative; if $f(x)$ is an antiderivative of $g(x)$, then $\int g(x) dx = f(x)$.

antidifferentiation The process of creating an antiderivative or integral.

asymptote A line representing an unattainable value that shapes a graph; because the graph cannot achieve the value, the graph bends toward that line but won't intersect it.

average value of a function The value, $f(c)$, guaranteed by the Mean Value Theorem for Integration found via the equation $f(c) = \frac{\int_a^b f(x) dx}{b-a}$.

Chain Rule The derivative of the composite function $b(x) = f(g(x))$ is $b'(x) = f'(g(x)) \cdot g'(x)$.

cofunction Trigonometric functions with the same name, apart from the prefix “co-,” like sine and cosine or tangent and cotangent.

Comparison Test Given two infinite, positive series $\sum a_n$ and $\sum b_n$, where every term of $\sum a_n$ is less than or equal to the corresponding term in $\sum b_n$:

- 1) If $\sum b_n$ converges, then $\sum a_n$ converges.
- 2) If $\sum a_n$ diverges, then $\sum b_n$ diverges.

concavity Describes how a curve bends; a curve that can hold water poured into it from the top of the graph is concave up, whereas one that cannot hold water is concave down.

conjugate A binomial whose middle sign is the opposite of another binomial with the same terms (e.g., $3 + \sqrt{x}$ and $3 - \sqrt{x}$ are conjugates).

constant A polynomial of degree 0; a real number.

constant of integration The unknown constant which results from an indefinite integral, usually written as C in your solution; it is a required piece of all indefinite integral solutions.

continuous A function $f(x)$ is continuous at $x = c$ if $\lim_{x \rightarrow c} f(x) = f(c)$.

convergent sequence Has elements that approach, but never reach, some limiting value; if $\lim_{n \rightarrow \infty} a_n$ exists (i.e., is some real number), then the sequence $\{a_n\}$ converges.

coterminal angles Angles which have the same function value, because the space between them is a multiple of the function's period.

critical number An x -value that causes a function to equal zero or become undefined.

cubic A polynomial of degree three.

definite integral An integral which contains limits of integration; its solution is a real number.

degree The largest exponent in a polynomial.

derivative The derivative of a function $f(x)$ at $x = c$ is the slope of the tangent line to f at $x = c$, usually written $f'(c)$.

difference quotient One of two formulas which defines a derivative:

$$f'(x) = \lim_{\Delta x \rightarrow \infty} \frac{f(x+\Delta x) - f(x)}{\Delta x} \quad \text{or} \quad f'(c) = \lim_{x \rightarrow c} \frac{f(x) - f(c)}{x - c}.$$

differentiable Possessing a derivative at the specific x -value; if a function does not have a derivative at the given x -value, it is said to be “nondifferentiable” there.

differential equation An equation containing a derivative.

disk method Calculates the volume of a rotational solid, as long as there are no hollow places in that solid.

displacement The total change in position counting only the beginning and ending position; if the object in question changes direction any time during that interval of time, it does not correctly reflect the total distance traveled.

divergent A sequence or series that does not converge (i.e., is not bounded and therefore has no limiting value).

domain The set of possible inputs for a function.

essential discontinuity See *infinite discontinuity*.

Euler’s Method A technique used to approximate solutions to a differential equation when you can’t apply separation of variables.

everywhere continuous A function that is continuous at every x in its domain.

exponential growth and decay A population grows or decays exponentially if its rate of change is proportional to the population itself; i.e., $\frac{dP}{dt} = k \cdot P$, where k is a constant and P is the size of the population.

extrema point A high or low point in the curve, a *maximum* or a *minimum*, respectively; it represents an extreme value of the graph, whether extremely high or extremely low, in relation to the points surrounding it.

Extreme Value Theorem If a function $f(x)$ is continuous on the closed interval $[a, b]$, then $f(x)$ has an absolute maximum and an absolute minimum on $[a, b]$.

factorial Number with an exclamation point beside it, like $4!$; it equals the product of the number and all of the integers preceding it down to and including
 $1: 4! = 4 \cdot 3 \cdot 2 \cdot 1 = 24$.

factoring Reversing the process of multiplication. The results of the factoring process can be multiplied together to get the original quantity.

family of solutions Any mathematical solution containing “+ C ”; it compactly represents an infinite number of possible solutions, each differing only by a constant.

function A relation such that every input has exactly one matching output.

geometric series A series that has the form $\sum_{n=0}^{\infty} ar^n$, where a and r are constants; it converges if $0 < |r| < 1$.

greatest common factor The largest quantity by which all the terms of an expression can be divided evenly.

harmonic series The divergent p -series with $p = 1$, i.e., $\sum_{n=1}^{\infty} \frac{1}{n}$.

implicit differentiation Allows you to find the slope of a tangent line when the equation in question cannot be solved for y .

indefinite integral An integral that does not contain limits of integration; its solution is the antiderivative of the expression (and must contain a constant of integration).

indeterminate form An expression whose value is unclear; the most common indeterminate forms are $\pm \frac{\infty}{\infty}$, $\frac{0}{0}$, and $0 \cdot \infty$.

infinite discontinuity Discontinuity caused by a vertical asymptote (also called *essential discontinuity*).

inflection points Points on a graph where the concavity changes.

inner radius Radius of rotation used in the washer method that extends from the rotational axis to the inner edge of the region.

integer A number without a decimal or fractional part.

integral The opposite of the derivative; if $f(x)$ is the integral of $g(x)$, then $\int g(x) dx = f(x)$.

Integral Test The positive series $\sum_{n=1}^{\infty} a_n$ converges if the improper integral $\int_1^{\infty} a_n dn$ has a finite value; if the integral diverges (increases without bound), so does the series.

integration The process of creating an antiderivative or integral.

integration by parts Allows you to rewrite the integral $\int u dv$ (where u is an easily differentiated function and dv is one easily integrated) as $uv - \int v du$.

intercept Numeric value at which a graph hits either the x - or y -axis.

Intermediate Value Theorem If a function $f(x)$ is continuous on the closed interval $[a, b]$, then for every real number d between $f(a)$ and $f(b)$, there exists a c between a and b so that $f(c) = d$.

interval of convergence The interval on which a power series converges; it is found by first determining the radius of convergence r (so that the series converges for all numbers between $c - r$ and $c + r$) and then checking for convergence at the endpoints $c - r$ and $c + r$.

irrational root An x -intercept that cannot be written as a fraction.

jump discontinuity Occurs when no general limit exists at the given x -value.

left-hand limit The height a function intends to reach as you approach the given x -value *from* the left.

left sum A Riemann approximation in which the heights of the rectangles are defined by the values of the function at the left-hand side of each interval.

L'Hôpital's Rule If a limit results in an indeterminate form after substitution, you can take the derivatives of the numerator and denominator of the fraction separately without changing the limit's value (i.e., $\lim_{x \rightarrow c} \frac{f(x)}{g(x)} = \lim_{x \rightarrow c} \frac{f'(x)}{g'(x)}$).

limit The height a function *intends* to reach at a given x -value, whether or not it actually reaches it.

Limit Comparison Test Given the positive infinite series $\sum a_n$ and $\sum b_n$, if $\lim_{n \rightarrow \infty} \frac{a_n}{b_n} = N$, where N is a positive and finite number, then $\sum a_n$ and $\sum b_n$ either both converge or both diverge.

limits of integration Small numbers next to the integral sign, indicating the boundaries when calculating area under the curve; in the expression $\int_1^3 2x \, dx$, the limits of integration are 1 and 3.

linear approximation The equation of a tangent line to a function used to help approximate the function's values lying close to the point of tangency.

linear expression A polynomial of degree 1.

logistic growth Begins quickly (it initially looks like exponential growth) but eventually slows and levels off to some limiting value; most natural phenomena, including population and sales graphs, follow this pattern rather than exponential growth.

Maclaurin series The series $\sum_{n=0}^{\infty} \frac{f^{(n)}(0)x^n}{n!}$, which gives a good approximation for $f(x)$'s values near $x = 0$; you typically only use a finite number of terms, which results in a polynomial, rather than an infinite series.

Mean Value Theorem If a function $f(x)$ is continuous and differentiable on a closed interval $[a, b]$, then there exists a point c , $a \leq c \leq b$, so that $f'(c) = \frac{f(b) - f(a)}{b - a}$.

Mean Value Theorem for Integration If a function $f(x)$ is continuous on the interval $[a, b]$, then there exists a c , $a \leq c \leq b$, such that $(b - a) \cdot f(c) = \int_a^b f(x) \, dx$.

midpoint sum A Riemann approximation in which the heights of the rectangles are defined by the values of the function at the midpoint of each interval.

nondifferentiable Not possessing a derivative.

nonremovable discontinuity A point of discontinuity for which no limit exists (e.g., infinite or jump discontinuity).

normal line The line perpendicular to a function's tangent line at the point of tangency.

n th term divergence test The infinite series $\sum a_n$ is divergent if $\lim_{n \rightarrow \infty} a_n \neq 0$.

optimizing Finding the maximum or minimum value of a function given a set of circumstances.

outer radius Radius of rotation used in the washer method that extends from the rotational axis to the outer edge of the region.

p -series Has the form $\sum_{n=1}^{\infty} \frac{1}{n^p}$, where p is a constant; it converges if $p > 1$, but diverges for all other values of p .

parameter A variable into which you plug numeric values to find coordinates on a parametric equation graph.

parametric equations Pairs of equations, usually in the form of “ $x =$ ” and “ $y =$,” that define points of a graph in terms of yet another variable, usually t or θ .

partial fraction decomposition A method of rewriting a fraction as a sum and difference of smaller fractions, whose denominators are factors of the original, larger denominator.

period The amount of horizontal space it takes a periodic function to repeat itself.

periodic function A function whose values repeat over and over after a fixed interval.

point discontinuity Occurs when a general limit exists but the function value is not defined.

point-slope form A line containing the point (x_1, y_1) with slope m has equation $y - y_1 = m(x - x_1)$.

position equation A mathematical model that outputs an object's position at a given time, t .

positive series A series containing only positive terms.

Power Rule The derivative of the expression ax^n with respect to x , where a and n are real numbers, is $(an)x^{n-1}$.

Power Rule for Integration The integral of a single variable to a real-number power is found by adding 1 to the existing exponent and dividing the entire expression by the new exponent: $\int x^n dx = \frac{x^{n+1}}{n+1} + C$ (provided $n \neq -1$).

power series A power series centered at $x = c$ has form $\sum_{n=0}^{\infty} a_n (x - c)^n$.

Product Rule The derivative of $f(x)g(x)$, with respect to x , is $f(x) \cdot g'(x) + f'(x) \cdot g(x)$.

quadratic A polynomial of degree two.

Quotient Rule If $b(x) = \frac{f(x)}{g(x)}$, then $b'(x) = \frac{g(x) \cdot f'(x) - f(x) \cdot g'(x)}{(g(x))^2}$.

radius of convergence If a power series centered at c has radius of convergence r , then that series will converge for all x -values on the interval $|x - c| < r$; in other words, all x 's on the interval $(c - r, c + r)$ that, when plugged into the power series, produce convergent series.

radius of rotation A line segment extending from the axis of rotation to an edge of the area being rotated.

range The set of possible outputs for a function.

ratio In the geometric series $\sum_{n=0}^{\infty} ar^n$, r is the ratio.

Ratio Test If $\sum a_n$ is an infinite series of positive terms, and $\lim_{n \rightarrow \infty} \frac{a_{n+1}}{a_n} = L$ (where L is a real number), then:

- 1) $\sum a_n$ converges if $L < 1$,
- 2) $\sum a_n$ diverges if $L > 1$ or if $L = \infty$, and
- 3) If $L = 1$, no conclusion can be drawn from the Ratio Test.

reciprocal The fraction with its numerator and denominator reversed (e.g., the reciprocal of $\frac{7}{4}$ is $\frac{4}{7}$).

related rates A problem that uses a known rate of change to compute the rate of change for another variable in the problem.

relation A collection of related numbers, usually described by an equation.

relative extrema point Occurs when that point is higher or lower than all of the points in the immediate surrounding area; visually, a relative maximum is the peak of a hill in the graph, and a relative minimum is the lowest point of a dip in the graph.

removable discontinuity A point of discontinuity for which a limit exists (i.e., point discontinuity).

repeating factor A denominator that's raised to a power; important to the process of partial fraction decomposition.

representative radius Extends from one edge of a region to the opposite edge; used in the shell method.

Riemann sum An approximation for the area beneath a curve calculated by adding the areas of rectangles.

right-hand limit A function's intended height as you approach the given x -value *from* the right.

right sum A Riemann approximation in which the heights of the rectangles are defined by the values of the function at the right-hand side of each interval.

Rolle's Theorem If a function $f(x)$ is continuous and differentiable on a closed interval $[a, b]$ and $f(a) = f(b)$, then there exists a c between a and b such that $f'(c) = 0$.

Root Test If $\sum a_n$ is an infinite series of positive terms and $\lim_{n \rightarrow \infty} \sqrt[n]{a_n} = L$, then:

- 1) $\sum a_n$ converges if $L < 1$,
- 2) $\sum a_n$ diverges if $L > 1$ or if $L = \infty$, and
- 3) If $L = 1$, no conclusion can be drawn from the Root Test (just like the Ratio Test).

secant line A line that cuts through a graph, usually intersecting it in multiple locations.

separation of variables A technique used to solve basic differential equations; in it, you move the different variables of the equation to different sides of the equal sign in order to integrate each side of the equation separately.

sequence A list of numbers generated by some mathematical rule typically expressed in terms of n ; in order to construct the sequence, you plug in consecutive integer values of n .

series The sum of the terms of a sequence; the series indicates which terms are to be added via its sigma notation boundaries.

shell method A procedure used to calculate the volume of a rotational solid, whether it's completely solid or partially hollow; it is the only rotational volume calculation method that uses radii parallel to, rather than perpendicular to, the axis of rotation.

sign graph See *wiggle graph*.

Simpson's Rule The approximate area under the curve $f(x)$ on the closed interval $[a, b]$ using an even number of subintervals, n , is

$$\frac{b-a}{3n} (f(a) + 4f(x_1) + 2f(x_2) + \cdots + 2f(x_{n-2}) + 4f(x_{n-1}) + f(b))$$

slope Numeric value that describes the “slantiness” of a line.

slope field A tool to visualize the solution of a differential equation, a collection of line segments centered at points whose slopes are the values of the differential equation evaluated at those points.

slope-intercept form A line with slope m and y -intercept b has equation $y = mx + b$.

speed The absolute value of velocity.

symmetric function A function that looks like a mirror image of itself, typically across the x -axis, y -axis, or about the origin.

tangent line A line that skims across a curve, hitting it only once at the indicated location.

Taylor series Series that have the form $\sum_{n=0}^{\infty} \frac{f^{(n)}(c)(x-c)^n}{n!}$ and give accurate estimations of $f(x)$ approximations near $x = c$.

telescoping series Series that contain an infinite number of terms and their opposites, resulting in almost all of the terms in the series canceling out.

Trapezoidal Rule The approximate area beneath a curve $f(x)$ on the interval $[a, b]$ using n trapezoids is

$$\frac{b-a}{2n} (f(a) + 2f(x_1) + 2f(x_2) + 2f(x_3) + \cdots + 2f(x_{n-1}) + f(b))$$

u -substitution Integration technique that is useful when a function and its derivative appear in an integral.

velocity The rate of change of position; it includes a component of direction, and therefore, may be negative.

vertical line test Tests whether or not a graph is a function; if any vertical line can be drawn through the graph that intersects the graph more than once, then the graph in question cannot be a function.

washer method A procedure used to calculate the volume of a rotational solid even if part of it is hollow.

wiggle graph A segmented number line that describes the direction of a function and the signs of its derivative.

Index

A

absolute convergence, 261-262
absolute extrema, 125, 130
absolute maximum, 129-131
absolute minimum, 129-131
acceleration, 139-140
accumulation functions, 185-186
alternate difference quotient, 96-98
alternating series, negative terms, 259-261
alternative methods, evaluating limits, 70-71
angles, coterminal, 38
answers
 practice problems, 285-290
antiderivatives, Power Rule for Integration, 168-170
arc length (integration), 215-217
 parametric equations, 216-217
 rectangular equations, 215-216
arcsecant, 192
arcsine, 192
arctangent, 192
area
 calculating in bizarre shapes, 4
 curves, definite integrals, 178-180
 Fundamental Theorem derivatives and integrals, 172-174
 relationship of area and integrals, 171-172

Riemann sums, 158-166
 left, 159-161
 midpoint, 161-162
 right, 159-161
Simpson's Rule, 165-166
Trapezoidal Rule, 162-165
asymptotes, 41
 horizontal asymptote limits, 72-73
 vertical asymptote limits, 71-72
average rate of change, 110-111
Average Value Theorem, 182-183
average value, functions, 5
average velocity, 138

B-C

bizarre shapes, calculating area of, 4
calculations
 area, bizarre shapes, 4
 average values of functions, 5
 irrational roots, 5
 line slopes, 4, 16-17
 optimal values, 6
 slopes
 secant lines, 92
 tangent lines, 91-94
 x-intercepts, 5
Chain Rule, derivatives, 107-109
circles (unit circle values), 44-47
coefficient, leading, 73
common factors (greatest), factoring polynomials, 20
comparison tests, series, 253-255
completing the squares integration, 193-194
 quadratic equations, 21-23
composition of functions, 27
concavity, 131-134
 concave down, 132
 concave up, 132
 inflection points, 132
 Second Derivative Test, 133-134
 wiggle graphs, 132-133
conjugate method, evaluating limits, 68
continuous functions
 defining characteristics, 78-79
 everywhere continuous, 82
 testing for, 80-81
convergence tests, 252-253
convergent sequences, 244-245
convergent series (power series), 264-268
 interval of convergence, 267-268
 radius of convergence, 264-267
cosecant functions, 43-44
cosine functions, 39, 41
cotangent functions, 41-42
coterminal angles, 38
critical numbers (relative extrema), 124-125
curves
 areas
 definite integrals, 178-180
 Fundamental Theorem, 171-174
 Riemann sums, 158-162
 Simpson's Rule, 165-166
 Trapezoidal Rule, 162-165

calculating slopes, 4
concavity, 131-134
 concave down, 132
 concave up, 132
 inflection points, 132
 Second Derivative Test, 133-134
 wiggle graphs, 132-133
extrema, 10

D

- definite integrals, 168
 accumulation functions, 185-186
 area of curves, 178-180
 distance traveled, 183-185
 Fundamental Theorem
 derivatives and integrals, 172-174
 relationship of area and integral, 171-172
degrees, polynomials, 73
derivatives
 applications
 finding limits of indeterminate forms (L'Hôpital's Rule), 144-145
 Mean Value Theorem, 146-147
 optimization, 151-152
 related rates, 148-150
 Rolle's Theorem, 148
 Chain Rule, 107-109
 difference quotient, 94
 differentiable functions, 103
 discontinuity, 102-103
 equations of tangent lines, 114-115
 Fundamental Theorem, 172-174
 graphs with sharp points, 102-103
 implicit differentiation, 115-117
 inverse functions, 117-119
 linear approximations, 232-234
 motion
 acceleration, 139-140
 position equations, 136-137
 projectile motions, 140-141
 velocity, 138-139
 nondifferentiable functions, 103
 normal line equations, 115
 parametric derivatives, 120-121
 Power Rule, 104-105
 Product Rule, 105-106
 Quotient Rule, 106-107
 rates of change
 average, 110-111
 instantaneous, 109-110
 Second Derivative Test. *See* Second Derivative Test
 trigonometric, 111-112
 u -substitution, 174-175
 using to graph
 concavity, 131-134
 Extreme Value Theorem, 129-131
 relative extrema points, 124-126
 wiggle graphs, 127-129
 vertical tangent lines, 103-104
 difference quotients
 alternate, 96-98
 derivatives, 94
 evaluating limits, 95
 formulas, 94-96
 differentiable functions, 103
 differential equations, 221
 Euler's Method, 237-241
 exponential growth and decay, 225-228
 linear approximation, 232-234
 logistic growth, 226-228
 separation of variables, 222-223
 slope fields, 234-237
 solutions, 223-225
 family of, 224
 specific, 224-225
 discontinuity
 derivatives, 102-103
 functions, 80
 infinite discontinuity, 84-85
 jump discontinuity, 81-83
 point discontinuity, 83-84
 removable versus nonremovable discontinuity, 85-86
 disk method, 208-211
 distance traveled (definite integrals), 183-185
 divergence series, 247
 division exponents, 18
 domain functions, 26-27
 double-angle formulas (trigonometric identities), 49-50

E

- equations
 linear
 calculating slopes, 16-17
 point-slope forms, 15-16
 slope-intercept forms, 14
 standard forms, 14
 normal line, 115
 parametric
 converting to rectangular forms, 33
 examples of, 33

- position,
136-137
- quadratic
 completing the squares,
 22-23
 factoring, 21-22
 quadratic formula, 23
- relations, 26
- solving trigonometric,
50-51
- tangent line equations,
114-115
- x -symmetric, 30
- y -symmetric,
28-29
- essential discontinuity. *See*
 infinite discontinuity
- Euler's Method, 237-241
- evaluation (limits)
 alternative, 70-71
 conjugate, 68
 factoring, 67
 substitution, 66
- everywhere continuous
 functions, 82
- existence limits, 60-61
- exponential growth and
 decay, 225-228
- exponents (exponential rules),
17-18
 division, 18
 expressions, 18
 multiplication, 18
 negative exponents, 18
- expressions (exponential
 rules), 18
- extrema, 10
- Extreme Value Theorem,
129-131
- F**
-
- factoring, 96
 evaluating limits, 37
 perfect cubes, 20
 perfect squares, 20
- polynomials, 19-20
 greatest common
 factors, 20
 special factoring
 patterns, 20
- quadratic, 21-22
- family of solutions, 224
- Fellowship of the Ring, The*, 184
- formulas
 difference quotients, 94-98
 alternate difference
 quotients, 96-98
 evaluating limits, 95
 double-angle, trigonometric
 identities, 49-50
 quadratic, 23
 special limit, 74-75
 verifying, 4-5
- fractions
 completing the squares,
 193-194
- integration
 long division, 190-191
 methods, 194
 partial fraction decom-
 position, 201-203
 separation, 188-189
 u -substitution, 189-190
- inverse trig functions,
191-192
- reciprocals, 42
- functions
 average value, 5
 composition of, 27
- continuous
 defining characteristics
 of, 78-79
 everywhere continuous,
 82
 testing for, 80-81
- derivatives
 Chain Rule, 107-109
 differentiables, 103
 discontinuity, 102-103
 graphs with sharp points,
 102-103
- nondifferentiables, 103
- Power Rule, 104-105
- Product Rule, 105-106
- Quotient Rule,
106-107
- rates of change, 109-111
- vertical tangent lines,
103-104
- discontinuity, 80-86
 infinite, 84-85
 jump, 81-83
 point, 83-84
 removable versus non-
 removable, 85-86
- domains, 26-27
- inverse functions, 31-32
 derivatives, 117-119
- limits. *See* limits
- listing of basic functions,
30-31
- optimal values, 6
- periodic functions
 (trigonometry), 38-44
 cosecant, 43-44
 cosine, 39-41
 cotangent, 41-42
 secant, 42-43
 sine, 39
 tangent, 40-41
- piecewise-defined, 27-28
- ranges, 26-27
- relations, 26
- symmetric functions
 origin symmetry, 30
 x -symmetric, 30
 y -symmetric, 28-29
- trigonometric derivatives,
111-112
- vertical line test, 28
- Fundamental Theorem
 derivatives and integrals,
 172-174
 relationship of area and
 integrals, 171-172

G

geometric series, 248-249
 graphs
 listing of basic functions, 30-31
 symmetric functions. *See* symmetric functions
 using derivatives to graph concavity, 131-134
 Extreme Value Theorem, 129-131
 relative extrema points, 124-126
 wiggle graphs, 127-129
 visualizing, 5
 with sharp points (derivatives), 102-103
 greatest common factors, factoring polynomials, 20

H

historical origins, 6-10
 ancient influences, 7-9
 Leibniz, Gottfried Wilhelm, 10
 Newton, Sir Isaac, 9-10
 Zeno's Dichotomy, 7-8
 horizontal asymptotes, limits, 72-73

I-J

identities (trigonometric), 46-50
 double-angle formulas, 49-50
 Pythagorean identities, 47-49
 implicit differentiation, 115-117
 improper integrals, 203-205
 indefinite integrals, 168
 indeterminate forms, limits, 144-145

infinite discontinuity, 84-85
 infinite series, 246
 infinity, relationship to limits
 horizontal asymptotes, 72-73
 vertical asymptotes, 71-72
 inflection points, 132
 inner radii, 211
 instantaneous rate of change, 109-110
 instantaneous velocity, 139
 integers, 14
 integral test, series, 252-253
 integrals, 168-170
 definites
 accumulation functions, 185-186
 area of curves, 178-180
 distance traveled, 183-185
 fractions, 188
 Fundamental Theorem
 derivatives and integrals, 172-174
 relationship of area and integral, 171-172
 improper, 203-205
 inverse trig functions, 191-192
 trigonometric, 170-171
 integration
 arc lengths
 parametric equations, 216-217
 rectangular equations, 215-216
 by parts, 198-201
 Product Rule, 199
 tabular method, 200-201
 completing the squares, 193-194
 fractions
 long division, 190-191
 methods, 194
 separations, 188-189
 u -substitution, 189-190

Fundamental Theorem
 derivatives and integrals, 172-174
 relationship of area and integral, 171-172
 inverse trig functions, 191-192
 Mean Value Theorem
 Average Value Theorem, 182-183
 geometric interpretation, 180-182
 partial fraction decompositions, 201-203
 Power Rule for Integration, 168-170
 trigonometric functions, 170-171
 u -substitution, 174-175
 volumes (rotational solids), 208-215
 Intermediate Value Theorem, 87
 interval of convergence, 267-268
 inverse functions
 constructing, 31-32
 derivatives, 117-119
 inverse trig functions, 191-192
 irrational roots, 5

Journeys of Frodo: An Atlas of J.R.R. Tolkien's The Lord of the Rings, The, 184
 jump discontinuity, 81-83

K-L

Karl's Calculus website, 190

 L'Hôpital's Rule, 144-145
 leading coefficient, 73
 left sums, 159-161
 left-hand limits, 58-59
 Leibniz, Gottfried Wilhelm, 10

limit comparison test, series,
255-256

limits

- alternate difference quotient, 96-98
- defining characteristics, 56
- difference quotient, 95
- evaluation methods
 - alternative, 70-71
 - conjugate, 68
 - factoring, 67
 - substitution, 66
- existence, 60-61
- L'Hôpital's Rule, 144-145
- left-hand, 58-59
- nonexistence, 61, 63-64
- notations, 57
- relationship to infinity
 - horizontal asymptotes, 72-73
 - vertical asymptotes, 71-72
- right-hand, 58-59
- special limit theorems, 74-75

linear approximations,
232-234

linear equations

- calculating slopes, 16-17
- point-slope forms, 15-16
- slope-intercept forms, 14
- standard form, 14

lines

- calculating slopes, 4, 16-17
- linear equations. *See* linear equations
- secant, 90
 - calculating slopes, 92
- tangent, 90-94
 - calculating slope, 91-94
 - point of tangency, 90

logistic growth, 226-228

long division

- fractions, 190-191
- polynomials, 190

M

Maclaurin polynomials,
269-272

Maclaurin series, 268-272

Mean Value Theorem

- Average Value Theorem, 182-183
- derivative applications, 146-147
- geometric interpretation, 180-182

midpoint sums, 161-162

motions and derivatives

- acceleration, 139-140
- position equation, 136-137
- projectile motion, 140-141
- velocity
 - average, 138
 - instantaneous, 139
 - negative, 138
 - versus speed, 138

multiplication, exponents, 18

N

natural log functions, integration by parts, 199

negative exponents, exponential rules, 18

negative terms, series

- absolute convergences, 261-262
- alternating series, 259-261

negative velocity, 138

Newton, Sir Isaac, 9-10

nondifferentiable functions,
103

nonexistence, limits, 61-64

nonremovable discontinuity,
85-86

normal line equations, 115

notations, limits, 57

n th term divergence test,
246-247

O

one-sided limits

- left-hand, 58-59
- right-hand, 58-59

optimal values, calculating, 6

optimization, derivative applications, 151-152

origin symmetry equations,
30

outer radii, 211

P

p -series, 249

parametric derivatives,
120-121

parametric equations,
216-217

- converting to rectangular forms, 33
- examples, 33

partial fraction decomposition,
201-203

perfect cubes, factoring, 20

perfect squares, factoring, 20

periodic functions (trigonometry function), 38-44

- cosecant, 43-44
- cosine, 39-41
- cotangent, 41-42
- secant, 42-43
- sine, 39
- tangent, 40-41

piecewise-defined functions,
27-28

point discontinuity, 83-84

point of tangency (tangent lines), 90

point-slope forms (linear equations), 15-16

polynomials
 degrees, 73
 factoring, 19-20
 greatest common factors, 20
 special factoring patterns, 20
 leading coefficient, 73
 long division, 190
 Maclaurin, 269-272
 Taylor, 271-273
 position equation, 136-137
 Power Rule
 derivatives, 104-105
 integrals, 168-170
 Power series
 interval of convergence, 267-268
 radius of convergence, 264-267
 practice
 importance of, 275
 practice problems
 Chapter 2, 276
 Chapter 3, 276
 Chapter 4, 276-277
 Chapter 5, 277
 Chapter 6, 277-278
 Chapter 7, 278
 Chapter 8, 278
 Chapter 9, 279
 Chapter 10, 279
 Chapter 11, 279
 Chapter 12, 280
 Chapter 13, 280-281
 Chapter 14, 281
 Chapter 15, 281
 Chapter 16, 281-282
 Chapter 17, 282
 Chapter 18, 282
 Chapter 19, 282-283
 Chapter 20, 283
 Chapter 21, 283-284
 Chapter 22, 284
 Chapter 23, 285
 Chapter 24, 285
 solutions, 285-290

Product Rule
 derivatives, 105-106
 integration by parts, 199
 projectile motion, 140-141
 publications
 Fellowship of the Ring, The, 184
 Journeys of Frodo: An Atlas of J.R.R. Tolkien's The Lord of the Rings, The, 184
 Purple Math website, 190
 Pythagorean identities, 47-49
 Pythagorean Theorem, 149

Q

quadratic equations
 completing the squares, 22-23
 factoring, 21-22
 quadratic formula, 23
 Quotient Rule, derivatives, 106-107

R

radius of convergence, 264-267
 radius of rotation, 208-209
 ranges, functions, 26-27
 rates of change
 average, 110-111
 instantaneous, 109-110
 Ratio Test, series, 257-258
 reciprocals, 42
 rectangles (Riemann sums), 158-162
 left sums, 159-161
 midpoint sums, 161-162
 right sums, 159-161
 rectangular equations, 215-216
 rectangular forms, converting parametric equations to, 33
 related rates, derivative applications, 148-150
 relations, 26

relative extrema, using derivatives to graph
 classification, 125-126
 critical numbers, 124-125
 relative extreme points (Second Derivative Test), 133-134
 relative maximum, 125
 relative minimum, 125
 removable discontinuity, 85-86
 repeating factors, 202
 representative radius, 213
 Riemann sums, 158-163
 left, 159-161
 midpoint, 161-162
 right, 159-161
 right sums (Riemann sums), 159-161
 right-hand limits, 58-59
 Rolle's Theorem, 148
 Root Test, 258-259
 rotational solids
 disk method, 208-211
 shell method, 213-215
 washer method, 211-213

S

secant functions, 42-43
 secant lines, 90
 calculating slope, 92
 Second Derivative Test
 concavity, 133-134
 relative extreme points, 133-134
 separation
 fractions, 188-189
 variables (differential equations), 222-223
 series, 245-273
 convergence tests
 absolute convergence, 261-262
 comparison, 253-255
 integral, 252-253

limit comparison, 255-256
 negative terms, 259-261
 Ratio Test, 257-258
 Root Test, 258-259
 geometric, 248-249
 infinites, 246
 Maclaurin, 268-272
 n th term divergence test, 246-247
 p -series, 249
 power
 interval of convergence, 267-268
 radius of convergence, 264-267
 Taylor, 271-273
 telescoping, 249-250
 shapes (bizarre),
 calculating area, 4
 shell method, 213-215
 Simpson's Rule, 165-166
 sine functions, 39
 slope fields, 234-237
 slope-intercept forms (linear equations), 14
 slopes
 calculating, 4
 line slopes, 16-17
 secant lines, 92
 tangent lines, 91-94
 solutions
 differential equations, 223-225
 family of, 224
 specific, 224-225
 practice problems, 285-290
 SOS Math website, 190
 special limit theorems, 74-75
 specific solutions, 224-225
 speed versus velocity, 138
 standard form (linear equations), 14
 Strachey, Barbara, 184
 subintervals, Simpson's Rule, 165-166

substitution method, evaluating limits, 66
 sums
 left, 159-161
 midpoint, 161-162
 right, 159-161
 symmetric functions, 28
 origin symmetry, 30
 x -symmetric, 30
 y -symmetric, 28-29

T

tabular method, integration by parts, 200-201
 tangent functions, 40-41
 tangent lines
 calculating slopes, 91-94
 equations, 114-115
 point of tangency, 90
 vertical tangent lines (derivatives), 103-104
 Taylor polynomials, 271-273
 Taylor series, 271-273
 telescoping series, 249-250
 theorems
 Extreme Value, 129-131
 Intermediate Value, 87
 Mean Value, 146-147
 Pythagorean, 149
 Rolle's, 148
 total displacement, 183
 Trapezoidal Rule, 162-165
 trigonometry
 derivatives, 111-112
 identities, 46-50
 double-angle formulas, 49-50
 Pythagorean identities, 47-49
 integrals, 170-171
 periodic functions, 38-44
 cosecant functions, 43-44
 cosine functions, 39-41
 cotangent functions, 41-42

secant functions, 42-43
 sine functions, 39
 tangent functions, 40-41
 solving equations, 50-51
 unit circle values, 44-47

U-V

u -substitutions, 174-175, 189-191
 unit circle values, 44-47

values
 average values of functions, 5
 optimal value calculations, 6
 velocity
 average, 138
 instantaneous, 139
 negative, 138
 versus speed, 138
 vertical asymptotes, limits, 71-72
 vertical line test (functions), 28
 vertical tangent lines, 103-104
 visualizing graphs, 5
 volumes (rotational solids)
 disk method, 208-211
 shell method, 213-215
 washer method, 211-213

W-X

washer method, 211-213
 websites
 Karl's Calculus, 190
 Purple Math, 190
 SOS Math, 190
 wiggle graphs
 using derivatives to graph, 127-129
 visualizing concavity, 132-133

x -intercept, calculating
irrational roots, 5
 x -symmetric equations, 30

Y-Z

$y = \cos x$ (cosine), 39, 41
 $y = \cot x$ (cotangent), 41-42
 $y = \csc x$ (cosecant), 43-44
 $y = \sec x$ (secant), 42-43
 $y = \sin x$ (sine), 39
 $y = \tan x$ (tangent), 40-41
 y -symmetric equations,
28-29
Zeno's Dichotomy, 7-8