

**A.F. AMP O/P**

**SKT. 3**

**SOCKET CONNECTIONS**

- 1 EARTH
- 2 & 3 THESE CONTACTS (vox relay) SHORT ON TRANSMIT FOR CONTROL OF AN EXTERNAL UNIT.
- 4 EXTERNAL LOUDSPEAKER
- 5 KEY
- 6 EXTERNAL MOX
- 7
- 8

**SWITCH No.1**

- POS.1 - EXT MOX
- " 2 - INT MOX
- " 3 - VOX

**SWITCH No.2**

- POS 1 - I B
- 2 - 35
- " 3 - 37
- " 4 - 70
- " 5 - 140
- " 6 - 142
- " 7 - 210
- " 8 - 213
- " 9 - 280
- " 10 - 284
- " 11 - 286

**SWITCH No.4**

- 1 - IRT
- 2 - OFF
- 3 - ITT
- 4 - IRTT

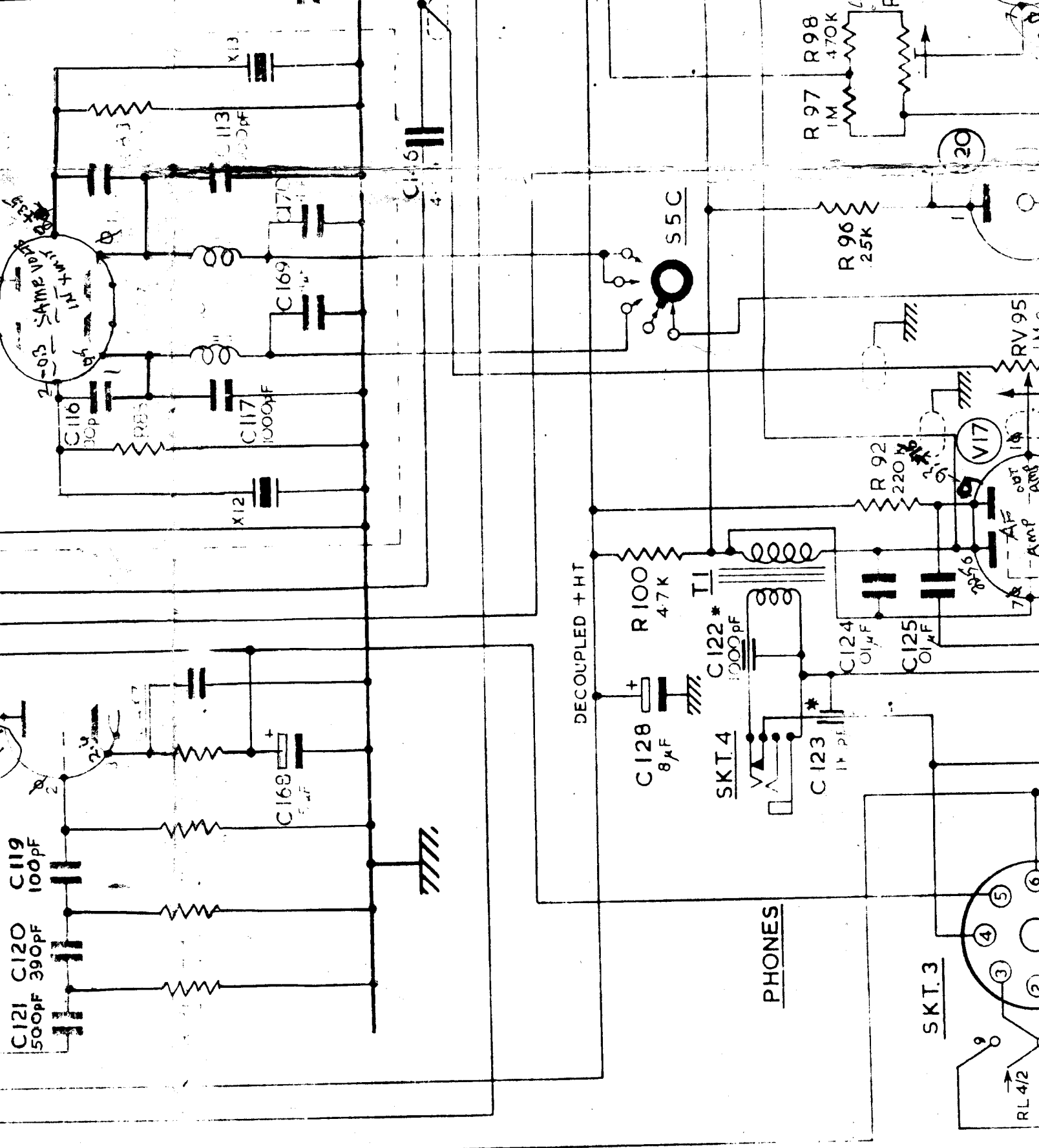
APP'D

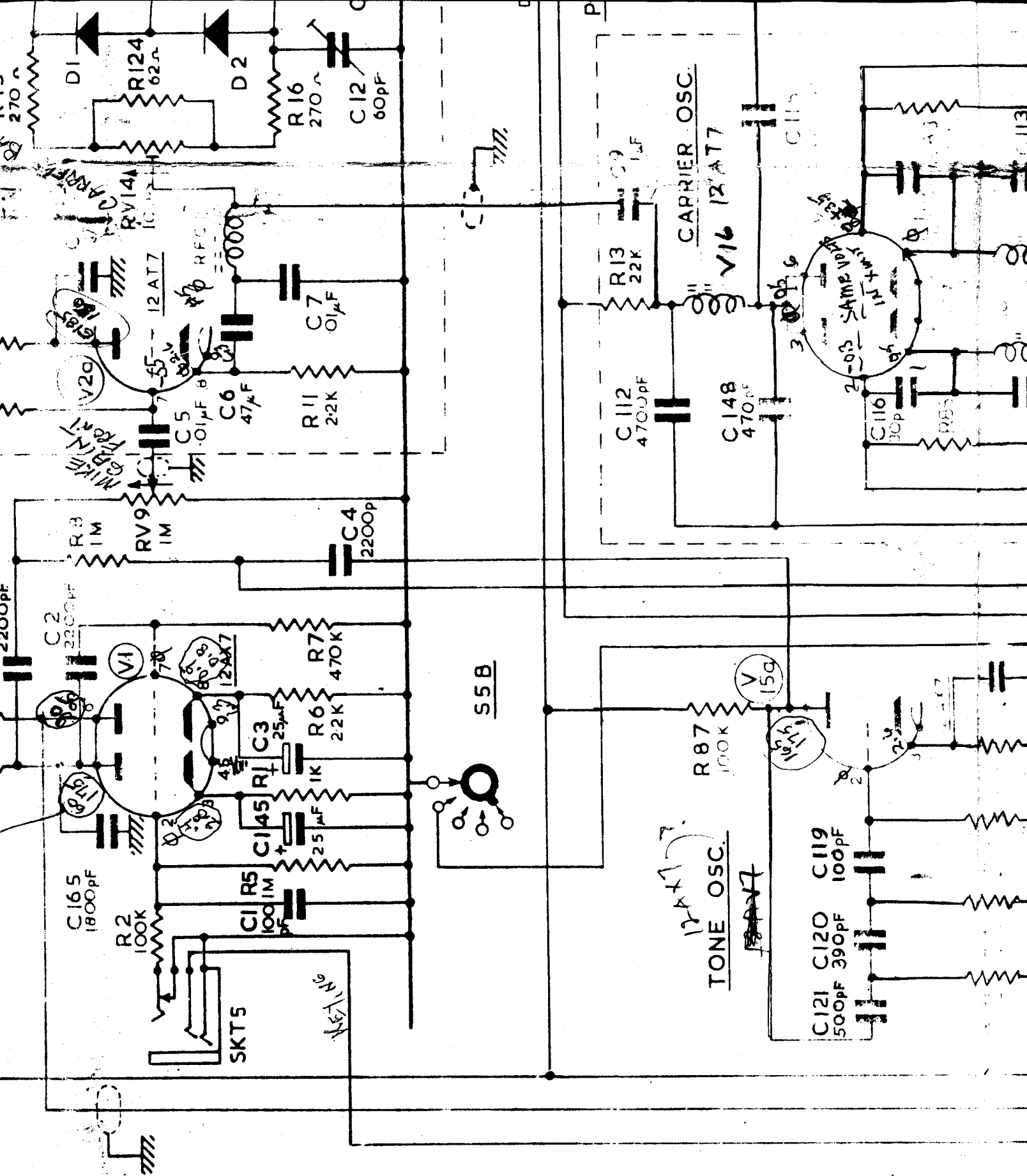
CHECKED

DRAWN

*[Signature]*

12-12-68





USED ON  
KW.2000B

DRAWING N°

D.1018/2

R & RV.

R2 R5 RI R3 R4 R6 R7 R8 RV9 R10 R11 R12 R13 R83 R85 R87 R89 R90 R91 R92 R93 R94 R95 R96 R97 RV99 R98 RV

CAPACITORS

C1 C165 C145 C3 C4 C5 C6 C8 C9 C10 C11 C12 C18 C22 C112 C148 C116 C117 C169 C170 C123 C128 C124 C125 C151 C171

T.L.V. & D.

V1 V15a TI V17 V2a V16 V20

SKT XTAL.  
RLY. SWT.  
.RFC. etc.

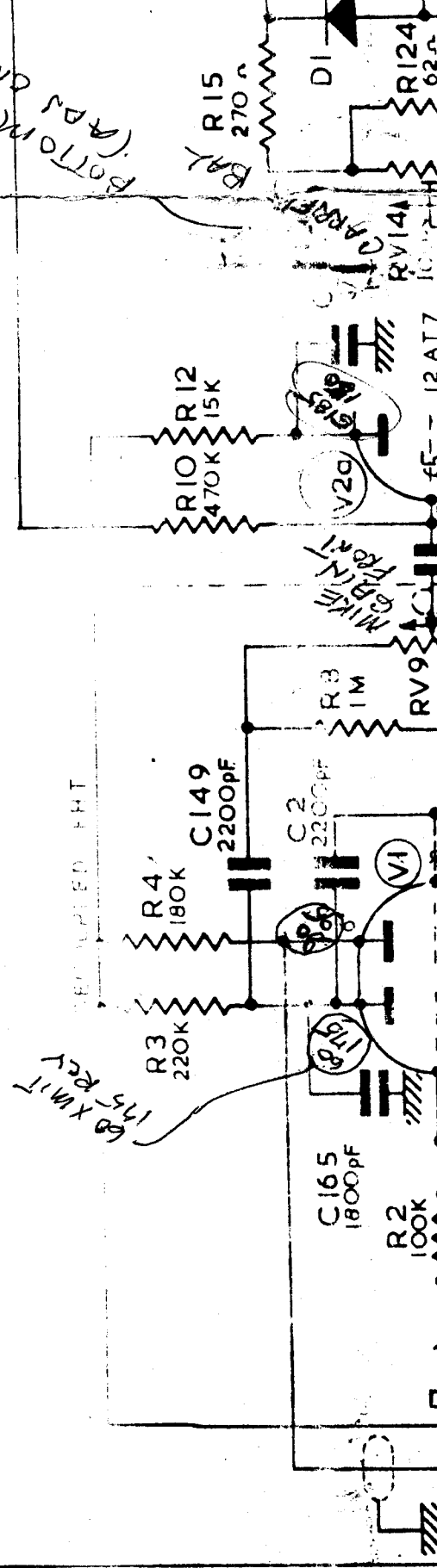
SKT 5 S5B SKT 4 SKT 3 SKT 4 SKT 5 X12 RFC10 RFC9 R1 S5C1 X13

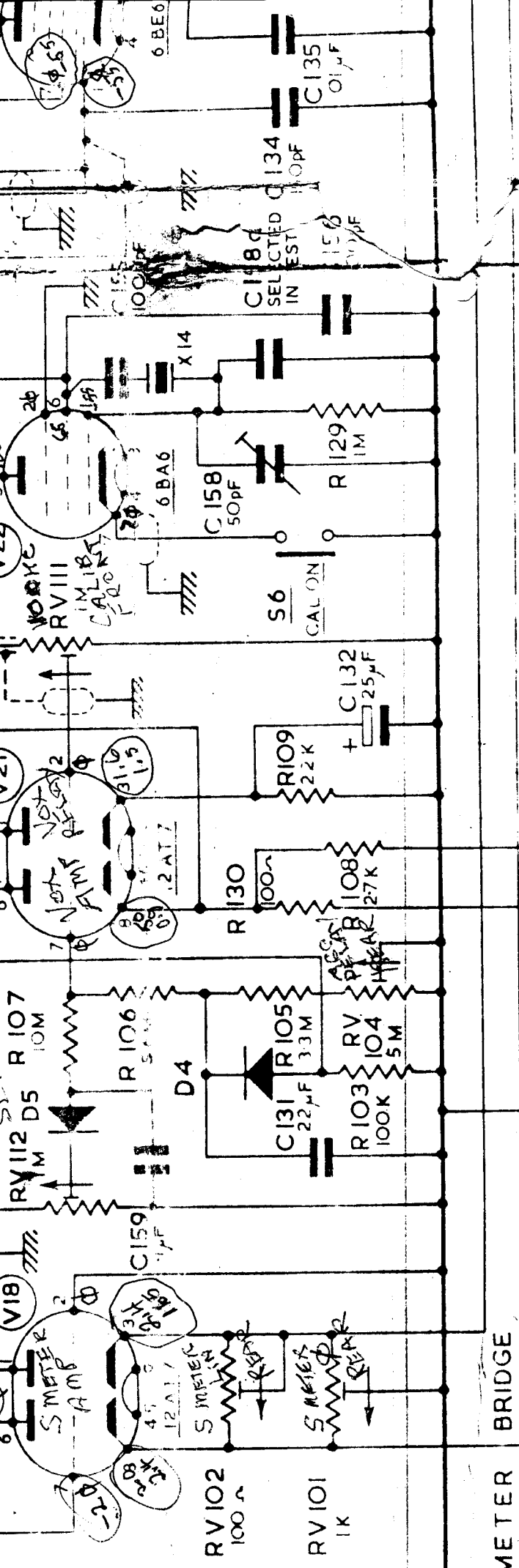
MIC. AMP / 1st VOX AMP

CATH FOLLOWER

12AT7

12AT7





METER BRIDGE

OTE : —  
1 CAPACITOR  
2 5KpF CON  
3 L.F.L. LP

**POTENTIOMETERS**

- RV 9 — MIC GAIN
- 53 — IRT SET
- 63 — IRT TUNE
- 75 — IRT GAIN
- 95 — AF GAIN
- 99 — S. SENSITIVITY
- 14 — CARRIER BALANCE
- 101 — S. ZERO
- 102 — S. LIN
- 104 — DELAY
- 111 — VOX SENS
- 112 — ANTI-VOX SENS
- 150 — CAL SET

**CAPACITORS**

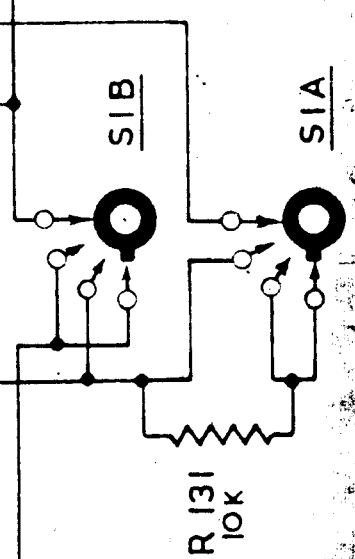
- C40 — PRESELECTOR
- C57 — PA TUNE
- C58 — PA LOAD
- C79 — V.F.O.

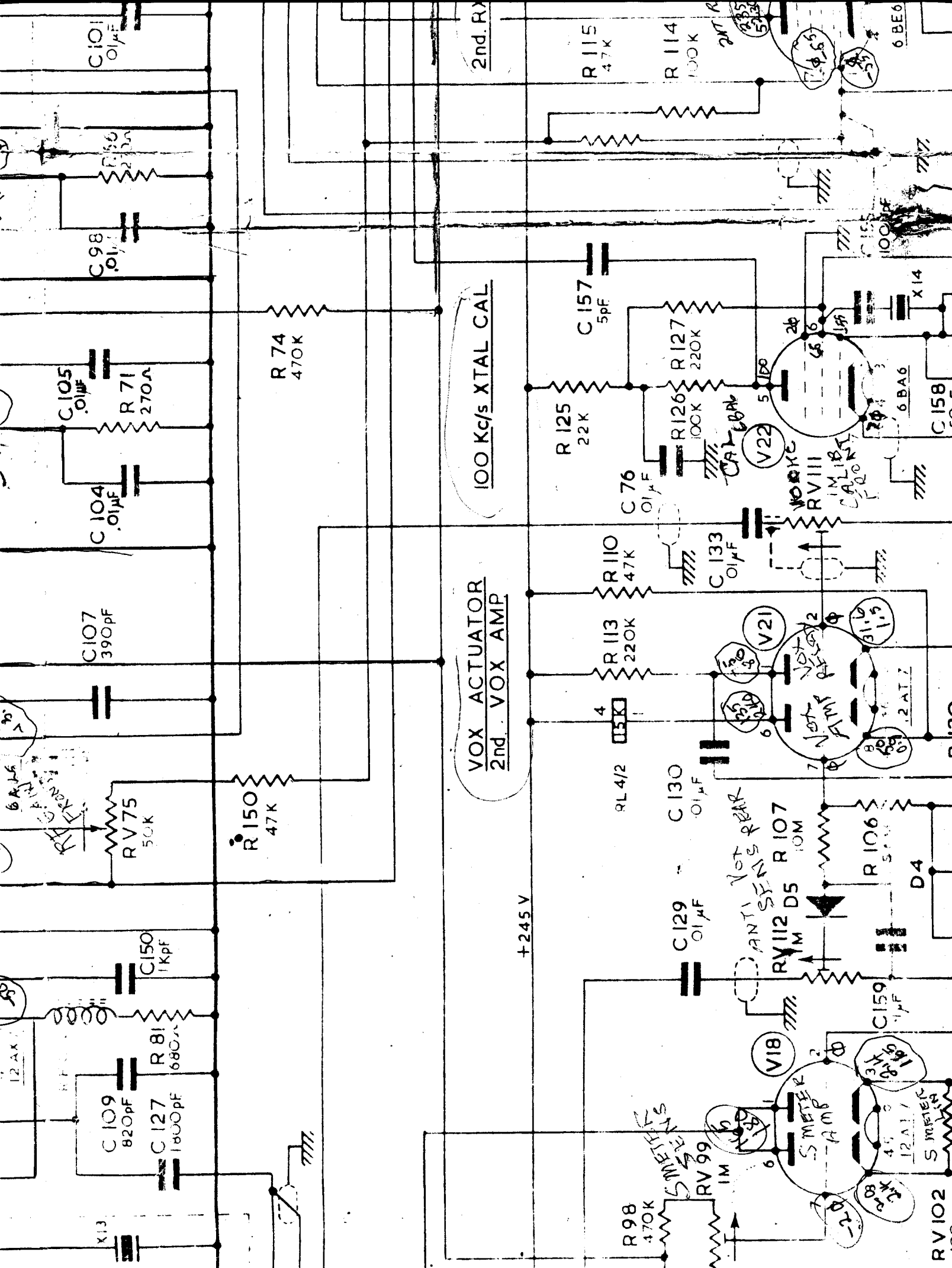
**SWITCH No.4**

- IRT OFF
- OFF IRT
- IRT IRT
- IRT IRT

**SWITCH No.5**

- POS — OFF
- " 2 — L5B
- " 3 — USB
- " 4 — TUNE





100 Kc/s XTAL CAL

VOX ACTUATOR  
2nd. VOX AMP

+245 V

ANTI SENS REAR  
NOT SENS REAR  
NOT SENS REAR

SMITTERS

SMETER  
-5 AMP

C101  
0.01μF

C98  
0.01μF

C105  
0.01μF

C104  
0.01μF

C107  
390pF

RV75  
50K

C150  
1KpF

C109  
820pF

C127  
1800pF

X13

R156  
220Ω

R71  
270Ω

R77  
470K

R150  
47K

R81  
680Ω

R98  
470K

RV99  
1M

RV102

R74  
470K

2nd. RX

R115  
47K

R114  
100K

C157  
5pF

R125  
22K

R126  
100K

C76  
0.1μF

R127  
220K

R110  
47K

R113  
220K

R126  
100K

R110  
47K

R113  
220K

R126  
100K

R110  
47K

R113  
220K

R126  
100K

R110  
47K

R113  
220K

R126  
100K

R114  
100K

R115  
47K

R114  
100K

R115  
47K

R114  
100K

R115  
47K

R114  
100K

R115  
47K

R114  
100K

R115  
47K

R114  
100K

R115  
47K

R114  
100K

R115  
47K

R114  
100K

R115  
47K

R114  
100K

R115  
47K

R114  
100K

R115  
47K

R114  
100K

R115  
47K

R114  
100K

R115  
47K

R114  
100K

R115  
47K

R114  
100K

R115  
47K

R114  
100K

R115  
47K

R114  
100K

R115  
47K

R114  
100K

R115  
47K

R114  
100K

R115  
47K

R114  
100K

R115  
47K

R114  
100K

R115  
47K

R114  
100K

R115  
47K

R114  
100K

R115  
47K

R114  
100K

R115  
47K

R114  
100K

R115  
47K

R114  
100K

R115  
47K

R114  
100K

R115  
47K

R114  
100K

R115  
47K

R114  
100K

R115  
47K

R114  
100K

R115  
47K

R114  
100K

R115  
47K

R114  
100K

R115  
47K

R114  
100K

R115  
47K

R114  
100K

R115  
47K

R114  
100K

R115  
47K

R114  
100K

R115  
47K

R114  
100K

R115  
47K

R114  
100K

R115  
47K

R114  
100K

R115  
47K

R114  
100K

R115  
47K

R114  
100K

R115  
47K

R114  
100K

R115  
47K

R114  
100K

R115  
47K

R114  
100K

R115  
47K

R114  
100K

R115  
47K

R114  
100K

R115  
47K

R114  
100K

R115  
47K

R114  
100K

R115  
47K

R114  
100K

R115  
47K

R114  
100K

R115  
47K

R114  
100K

R115  
47K

R114  
100K

R115  
47K

R114  
100K

R115  
47K

R114  
100K

R115  
47K

R114  
100K

R115  
47K

R114  
100K

R115  
47K

R114  
100K

R115  
47K

R114  
100K

R115  
47K

R114  
100K

R115  
47K

R114  
100K

R115  
47K

R114  
100K

R115  
47K

R114  
100K

R115  
47K

R114  
100K

R115  
47K

R114  
100K

R115  
47K

R114  
100K

R115  
47K

R114  
100K

R115  
47K

R114  
100K

R115  
47K

R114  
100K

R115  
47K

R114  
100K

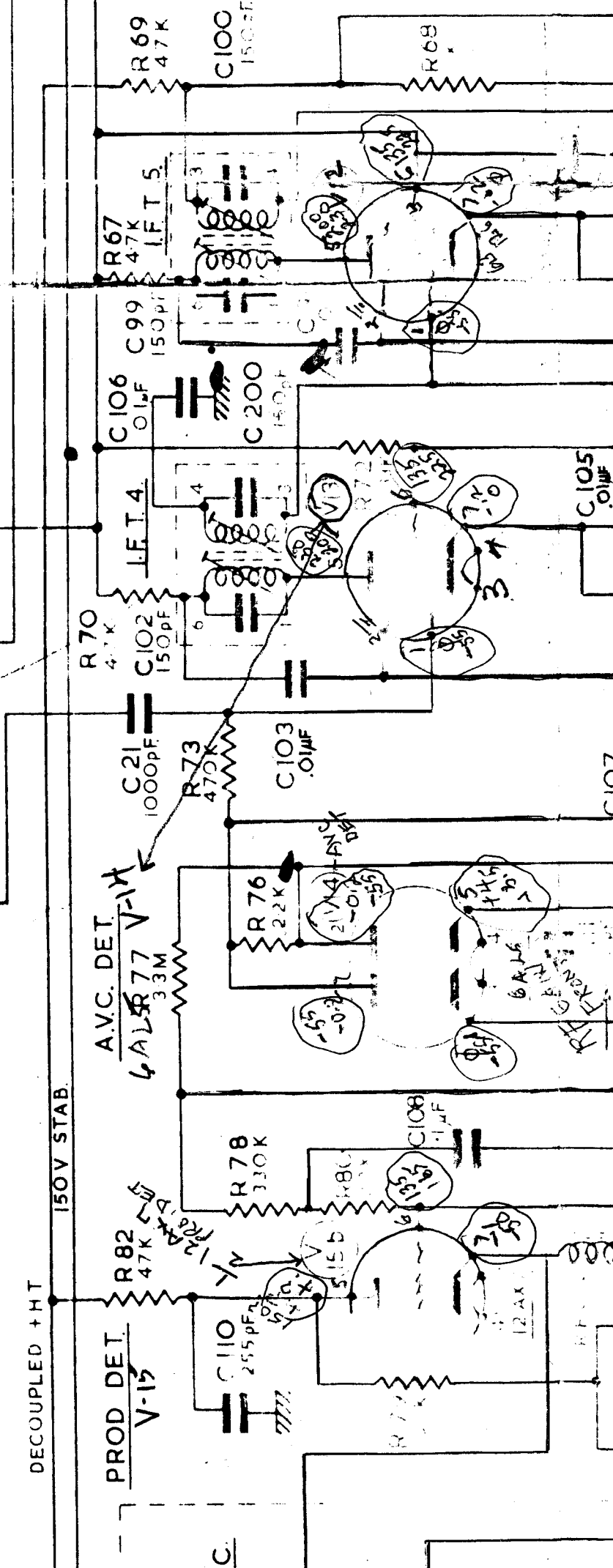
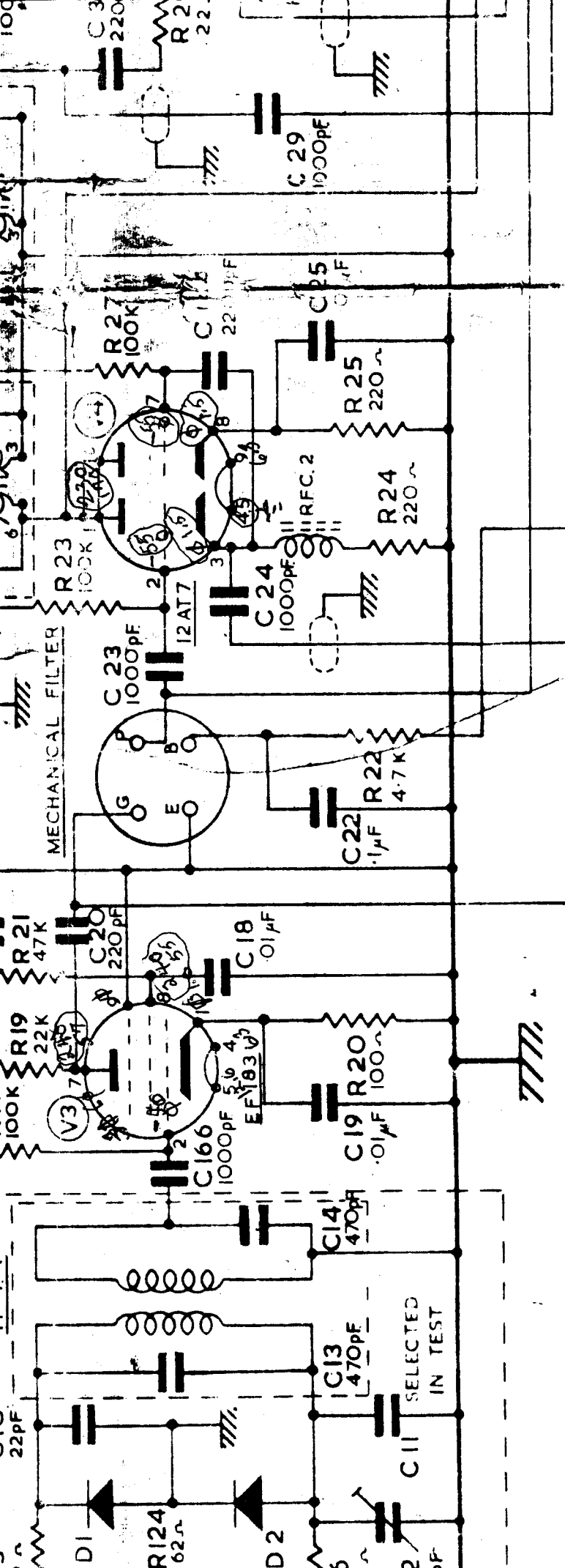
R115  
47K

R114  
100K

R115  
47K

R114  
100K

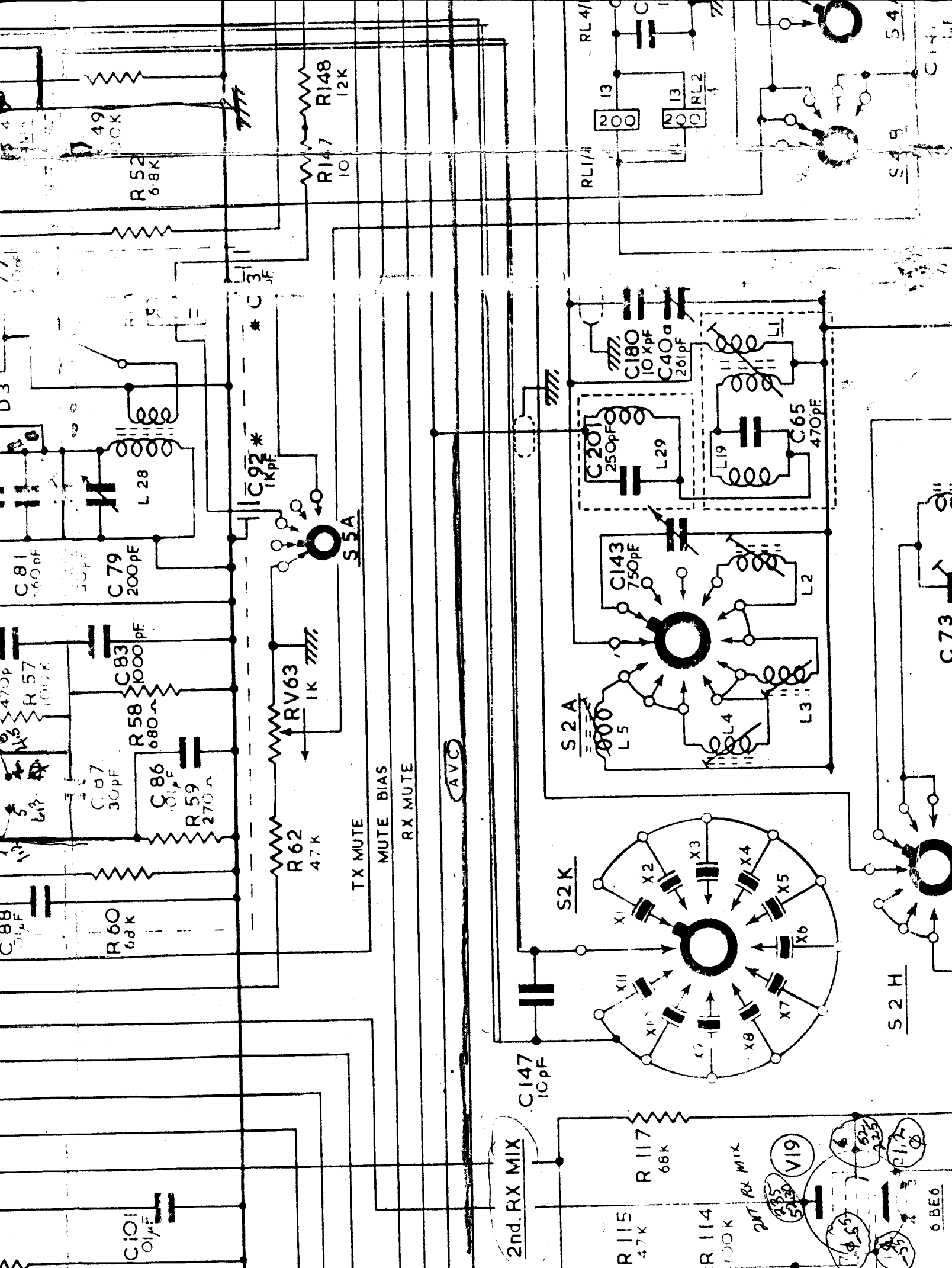
R115  
47K

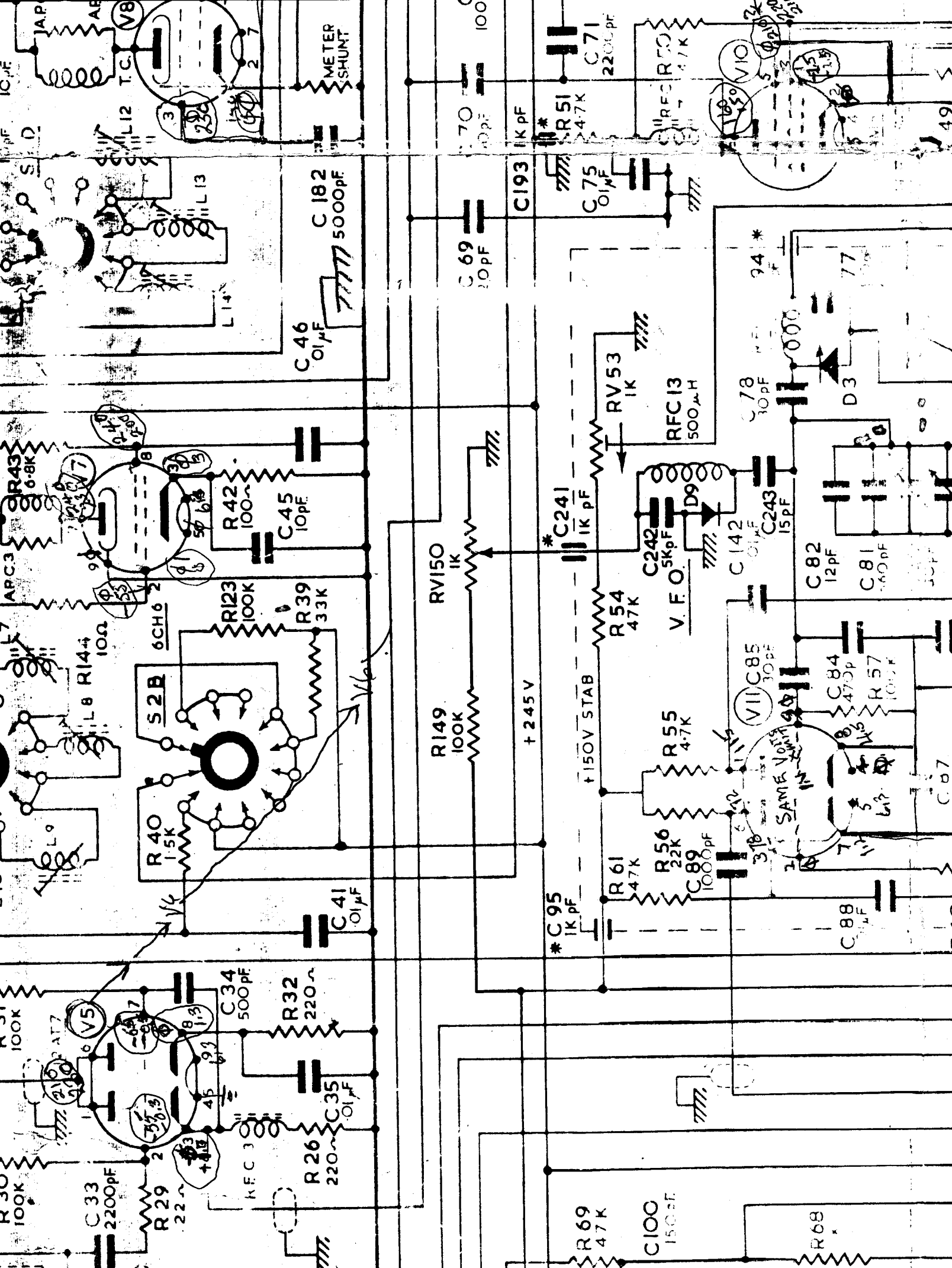










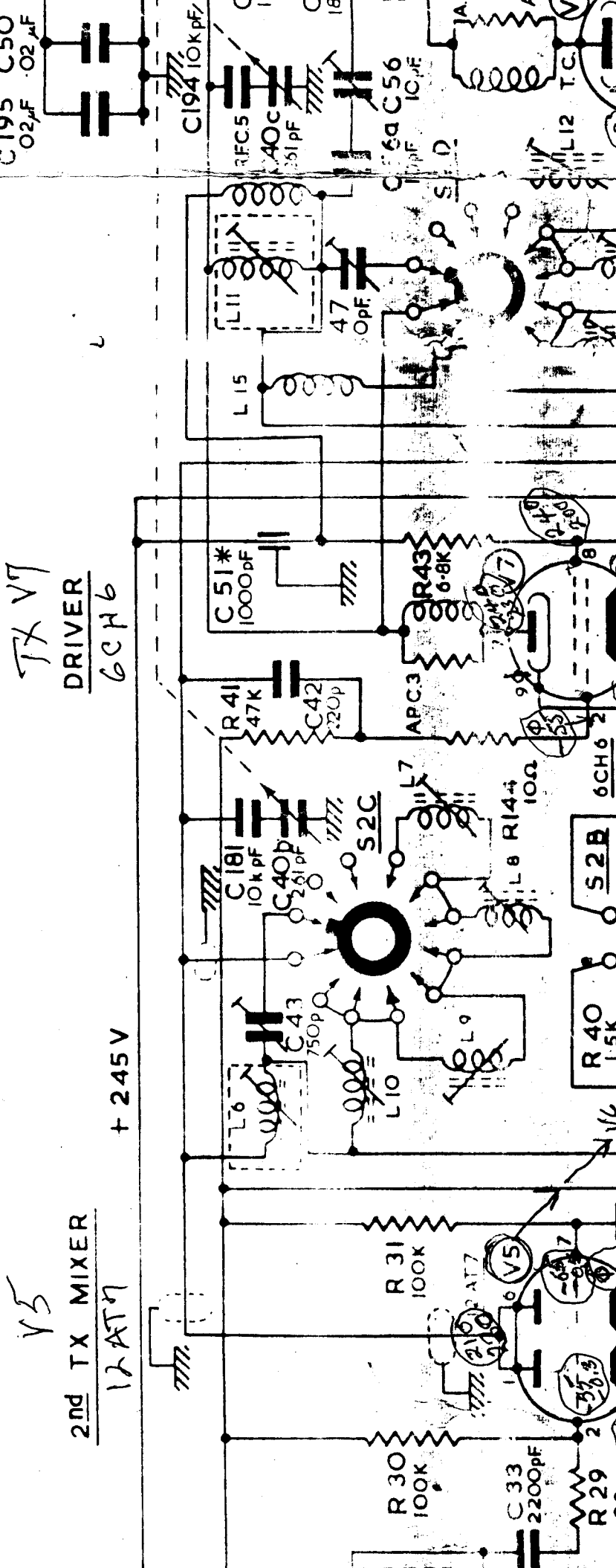


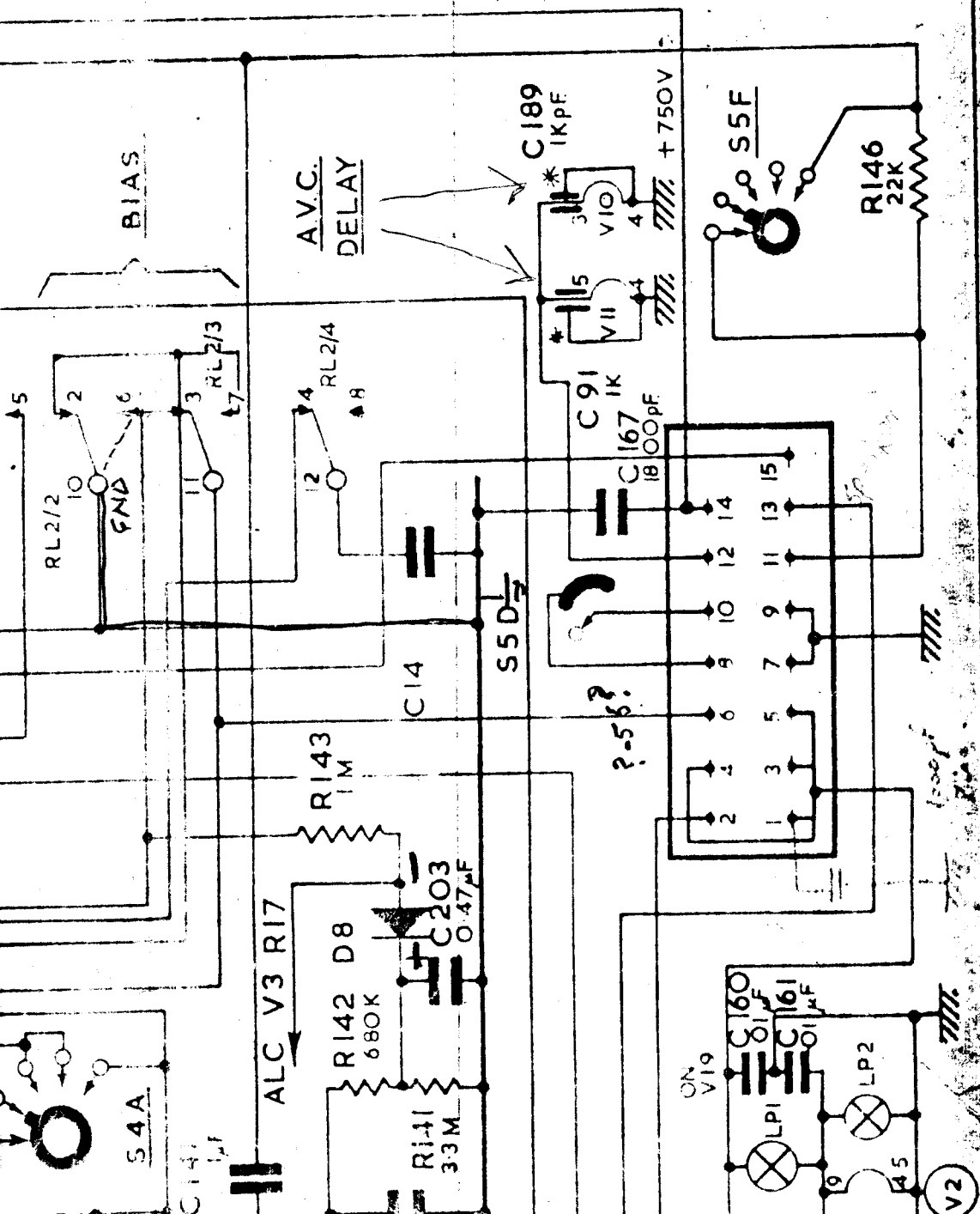
R29 R30 R26 R32 R31 R40 R39 R144 R23 R41 R42 R43  
 9 R68 R116 R117 R61 R60 R59 R56 R55 R57 R58 R54 R149 RV150 RV53  
 R117 R148 R151 R49 R50

C33 C34 C35 C41 C43 C241 C242 C181 C40b C42 C45 C51 C46 C40c C243 C17 C56a C182 C155 C194 C40c  
 C101 C135 C136 C147 C95 C88 C89 C87 C86 C85 C84 C83 C142 C92 C82 C81 C80 C79 C78 C77 C93 C94 C69 C75 C70 C71 C5  
 C193 C202 C199 C160 C74 C177 C73 C137 C143 C201 C187 C72 C65 C188 C18 C240

V5 V6 V7 V8 V9 V10 V11 V12 V13 V14 V15 V16 V17 V18 V19 V20 V21 V22 V23 V24 V25 V26 V27 V28 V29 V30 V31 V32 V33 V34 V35 V36 V37 V38 V39 V40 V41 V42 V43 V44 V45 V46 V47 V48 V49 V50 V51 V52 V53 V54 V55 V56 V57 V58 V59 V60 V61 V62 V63 V64 V65 V66 V67 V68 V69 V70 V71 V72 V73 V74 V75 V76 V77 V78 V79 V80 V81 V82 V83 V84 V85 V86 V87 V88 V89 V90 V91 V92 V93 V94 V95 V96 V97 V98 V99 V100

RFC3 RFC13 APC3 RFC13 S5A  
 RFC7 APC4 S4A  
 S2C S2B  
 S2D  
 S4B





K W ELECTRONICS DARTFORD KENT

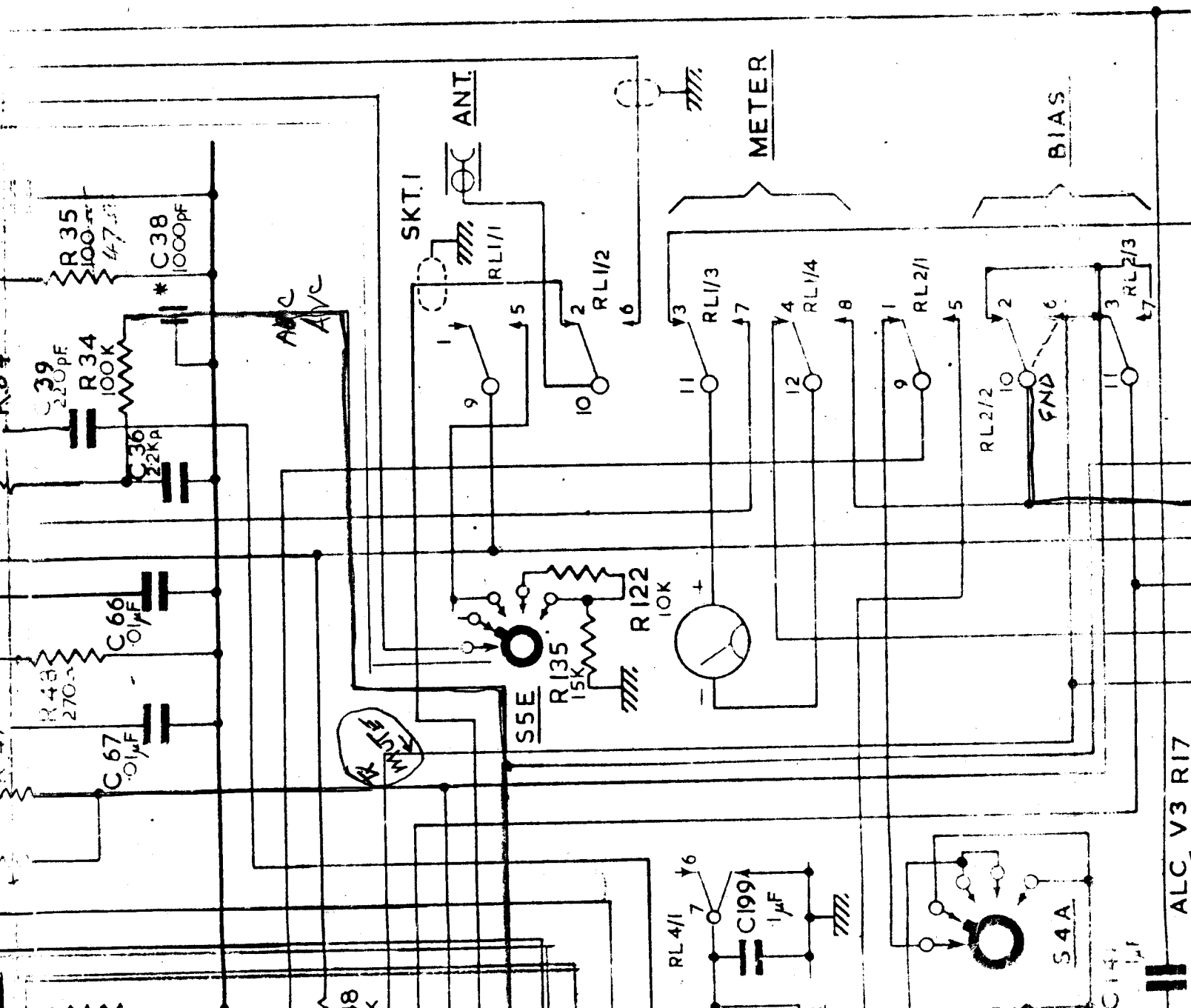
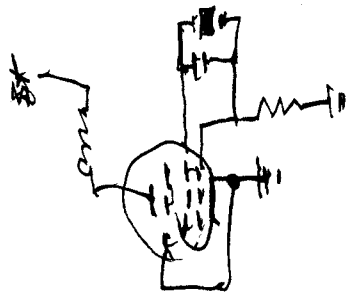
DRG. NO.

D.1018/2

CIRCUIT DIAGRAM

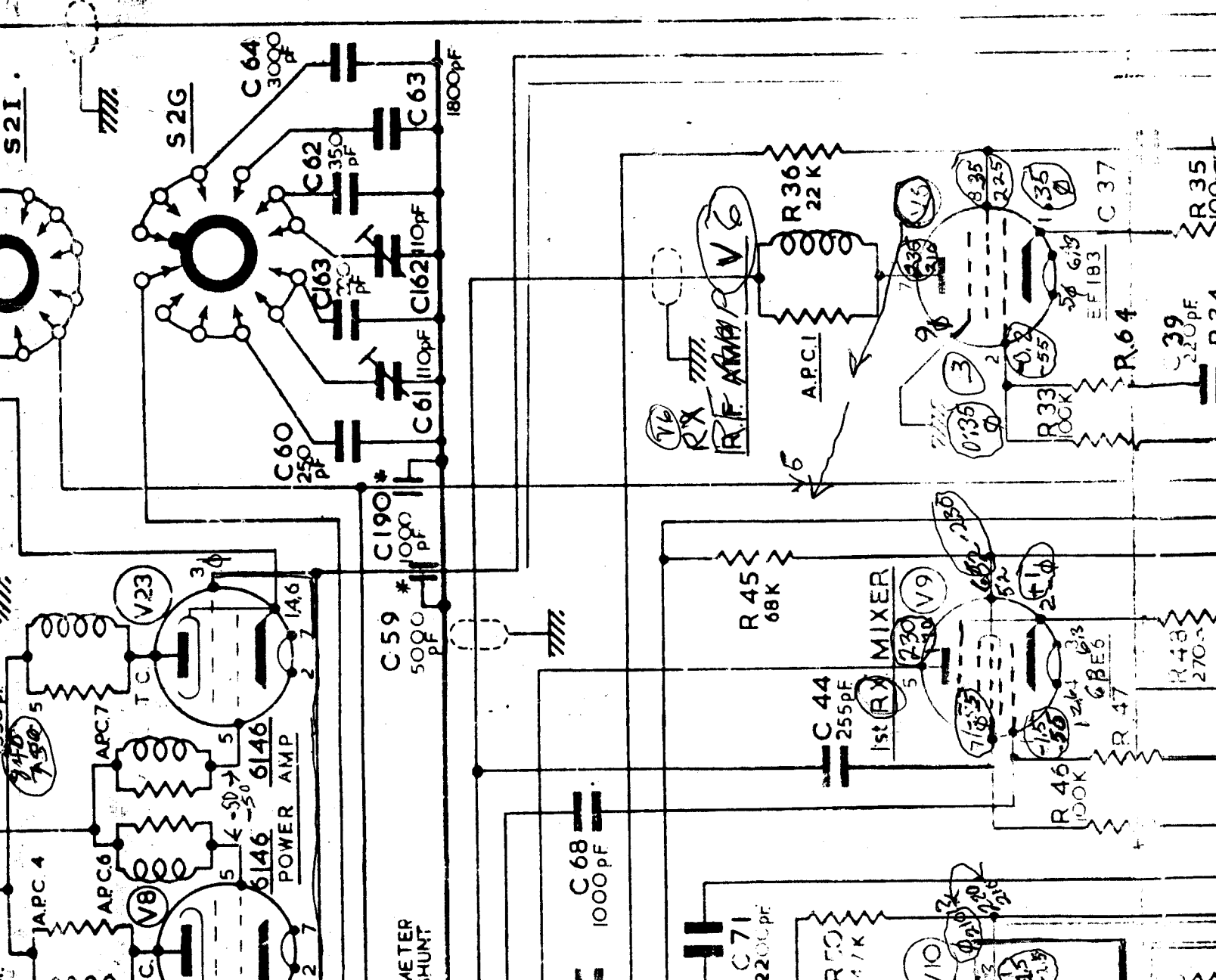
KW. 2000B

INCHES



ALC V3 RI7

S21.



5  
:30  
C  
C  
T:

R50 R46 R47 R48 R45 R33 R64 R34 R35 R36 R146  
B R141 R142 R143 R135 R122

4 C40c C56 C50 C49 C48 C190 C57C59 C60 C61 C163 C62 C162 C164 C63 C64 C58  
C71 C55 C68 C44 C193C67C186 C66 C36 C39 C38 C37  
199 C160 C161 C203 C141 C167 C140 C91 C189

V8 V23 V9 V6  
DB L17 L18

APC4 APC6 APC7 APC5 S2E S2F S21 S2G  
RFC6 RFC4 S5E S5F  
S4A

