

# Easy Tuning for the Uniden HR2510

*For easier and safer 10 meter mobileeering.*

by Carl A. Kollar K3JML

If you were driving down the road and noticed the driver in the car in front of you leaning forward, to the right and down, and staying that way, wouldn't you naturally assume he got his fingers stuck in the heater vent? Many people who enjoy mobile hamming, however, also spend a lot of time in this position, if they are using the nifty little Uniden HR2510 10m mobile rig. On this rig, to tune meticulously from one end of the active SSB portion to the other takes a lot of knob twisting. At the same time, of course, they have to pay attention to their driving. There had to be a better way!

## The Annoyances

The 2510 really is a nice little mobile rig, but some minor annoyances quickly become evident. (1) The up-down button on the mike QSYs in 10 kHz steps only. In my opinion, this makes it useless for fine-tuning the band for SSB stations. I can't think of any time this feature would be useful. (2) It has no offset for 10 meter operation. (3) The receiver RIT control has no disable; you can call stations until you're blue in the face, and not get an answer because you're on different receive and transmit frequencies.

I understand the new HR2600 corrects all these "problems," and that's great, but what if you don't want to go through the hassle of selling your rig and spending more money to get the newer model? The April 1989 issue of 73 features an article by WB9WDH and WA9QDZ called "FM Split for the Uniden HR2510," which pretty well takes care of the repeater offset problem. And, although I haven't seen it yet, I understand there's also a mod that takes care of the receiver RIT problem.




Photo A. Completed circuit built on a portion of perf board. There are only 10 components to install!




Photo B. Circuit board installed in the HR2510. There's plenty of room for easy mounting.

## Tuning from the Mike

I needed a nice little mod that would give me useful up-down buttons on my microphone. When you're normally tuning with the front panel knob, you can select 0.1 kHz, 1 kHz, or 10 kHz tuning increments with the

span button. The 100 Hz position is the most useful in tuning SSB signals. I needed to make the radio "think" it was receiving its directions from the front panel frequency control, when in actuality it was receiving from the mike buttons.

The first step was to investigate what kind of "signal" the up-down buttons on the mike supplied to the radio. A little investigation found that an "up" depression put a ground on the black mike wire, while a "down" depression put a ground on the white mike wire.

The next question was: What kind of indication from the frequency knob on the front panel did the transceiver need to change frequency up or down? Some physical lead following lead to jack J307 on the main circuit board. (See Figure 1.) A little scope probing soon revealed that for an "up" command, a positive going pulse was needed on J307-3, and for a "down" command, a positive pulse was needed on both J307-2 and J307-3.

Furthermore, these points could be pulled high by an external source to effect the frequency change. They weren't a solid low when not activated, just at ground potential (probably held there by pull-down resistors). I was able to make the frequency change by manually jumping +5V with a wire to these points, just as if I were using the front panel knob. Also, since the radio "thought" that it was receiving its instructions from the frequency knob, the span switch was still effective in determining the tuning increments.

So, there I had it--all the elements I needed to design my circuit. I needed an interface which would intercept the up-down mike switch depressions, create a pulse train for easy tuning, and route those pulses to the appropriate points to continuously tune the



# uniden®

## \$12,000,000 Scanner Sale

Uniden Corporation of America has purchased the consumer products line of Regency Electronics Inc. for \$12,000,000. To celebrate this purchase, we're having our largest scanner sale in history! Use the coupon in this ad for big savings. Hurry...offer ends March 31, 1990.

### ★ ★ ★ MONEY SAVING COUPON ★ ★ ★

Get special savings on the scanners listed in this coupon. This coupon must be included with your prepaid order. Credit cards, personal checks and quantity discounts are excluded from this offer. Offer valid only on prepaid orders mailed directly to Communications Electronics Inc., P.O. Box 1045 - Dept. UN3, Ann Arbor, Michigan 48106-1045 U.S.A. Coupon expires March 31, 1990. Coupon may not be used in conjunction with any other offer from CEI. Coupon may be photocopied. Add \$12.00 for shipping in the continental U.S.A.

Regency TS2-T ..... \$259.95  
Regency R1600-T ..... \$239.95  
Regency R1099-T ..... \$99.95  
Regency RH606B-T ..... \$419.95  
Regency RH256B-T ..... \$294.95  
Bearcat 200XLT-T2 ..... \$229.95  
Bearcat 100XLT-T ..... \$184.95  
Bearcat 800XLT-T2 ..... \$229.95  
Uniden HR2510-T ..... \$229.95  
Uniden HR2600-T ..... \$274.95  
Uniden PRO500D-T2 ..... \$294.95

### ★ ★ ★ VALUABLE COUPON ★ ★ ★

#### Bearcat® 760XLT-T

List price \$499.95/CE price \$244.95/SPECIAL 12-Band, 100 Channel • Crystalless • AC/DC Frequency range: 29-54, 118-174, 406-512, 806-956 MHz. Excludes 823.9875-849.0125 and 868.9875-894.0125 MHz. The Bearcat 760XLT has 100 programmable channels organized as five channel banks for easy use, and 12 bands of coverage including the 800 MHz band. The Bearcat 760XLT mounts neatly under the dash and connects directly to fuse block or battery. The unit also has an AC adaptor, flip down stand and telescopic antenna for desk top use. 6-5/16" W x 1-1/2" H x 7-7/8" D. Model BC 590XLT-T is a similar version without the 800 MHz band for only \$194.95. Order your scanner from CEI today.

#### NEW! Regency® Products

R4030-T Regency 200 ch. handheld scanner ..... \$254.95  
R4020-T Regency 100 ch. handheld scanner ..... \$189.95  
R4010-T Regency 10 channel handheld scanner ..... \$114.95  
R1600-T Regency 100 channel mobile scanner ..... \$244.95  
P200-T Regency 40 channel CB Mobile ..... \$38.95  
P210-T Regency 40 channel CB Mobile ..... \$56.95  
P220-T Regency 40 channel CB Mobile ..... \$79.95  
P300-T Regency 40 channel SSB CB Mobile ..... \$137.95  
P400-T Regency 40 channel SSB CB Base ..... \$174.95  
PR110-T Regency "Passport" size radar detector ..... \$114.95  
PR120-T Regency "micro" size radar detector ..... \$144.95  
MP5100XLT-T Regency 40 Ch. marine transceiver ..... \$139.95  
MP5510XLT-T Regency 60 Ch. marine transceiver ..... \$159.95  
MP6000XLT-T Regency 60 Ch. marine transceiver ..... \$209.95  
MP2000XLT-T Regency handheld marine trans. .... \$189.95

#### Regency® RH256B-T

List price \$799.95/CE price \$299.95/SPECIAL 16 Channel • 25 Watt Transceiver • Priority The Regency RH256B is a sixteen-channel VHF land mobile transceiver designed to cover any frequency between 150 to 162 MHz. Since this radio is synthesized, no expensive crystals are needed to store up to 16 frequencies without battery backup. All radios come with CTCSS tone and scanning capabilities. A monitor and night/day switch is also standard. This transceiver even has a priority function. The RH256 makes an ideal radio for any police or fire department volunteer because of its low cost and high performance. A 60 Watt VHF 150-162 MHz. version called the RH606B-T is available for \$429.95. A UHF 15 watt, 16 channel version of this radio called the RU156B-T is also available and covers 450-482 MHz. but the cost is \$454.95.

### ★ ★ ★ Uniden CB Radios ★ ★ ★

The Uniden line of Citizens Band Radio transceivers is styled to complement other mobile audio equipment. Uniden CB radios are so reliable that they have a two year limited warranty. From the feature packed PRO 810E to the 310E handheld, there is no better Citizens Band radio on the market today.

PRO310E-T Uniden 40 Ch. Portable/Mobile CB ..... \$83.95  
PRO330E-T Uniden 40 Ch. Remote mount CB ..... \$104.95  
PRO500D-T Uniden 40 Channel CB Mobile ..... \$38.95  
KARATE-T Uniden 40 channel rescue radio ..... \$53.95  
GRANT-T Uniden 40 channel SSB CB mobile ..... \$166.95  
MADISON-T Uniden 40 channel SSB CB base ..... \$244.95  
PC122-T Uniden 40 channel SSB CB mobile ..... \$119.95  
PRO510XLT-T Uniden 40 channel CB Mobile ..... \$38.95  
PRO520XLT-T Uniden 40 channel CB Mobile ..... \$56.95  
PRO530XLT-T Uniden 40 channel CB Mobile ..... \$79.95  
PRO540E-T Uniden 40 channel CB Mobile ..... \$97.95  
PRO640E-T Uniden 40 channel SSB CB Mobile ..... \$137.95  
PRO710E-T Uniden 40 channel CB Base ..... \$119.95  
PRO810E-T Uniden 40 channel SSB CB Base ..... \$174.95

### ★ ★ ★ Uniden Radar Detectors ★ ★ ★

Buy the finest Uniden radar detectors from CEI today. TALKER-T2 Uniden talking radar detector ..... \$144.95  
RD7-T Uniden visor mount radar detector ..... \$99.95  
RD9-T Uniden "Passport" size radar detector ..... \$114.95  
RD9XLT-T Uniden "micro" size radar detector ..... \$144.95  
RD25-T Uniden visor mount radar detector ..... \$54.95  
RD500-T Uniden visor mount radar detector ..... \$74.95

#### Bearcat® 200XLT-T2

List price \$509.95/CE price \$239.95/SPECIAL 12-Band, 200 Channel • 800 MHz. Handheld Search • Limit • Hold • Priority • Lockout Frequency range: 29-54, 118-174, 406-512, 806-956 MHz. Excludes 823.9875-849.0125 and 868.9875-894.0125 MHz. The Bearcat 200XLT sets a new standard for handheld scanners in performance and dependability. This full featured unit has 200 programmable channels with 10 scanning banks and 12 band coverage. If you want a very similar model without the 800 MHz. band and 100 channels, order the BC 100XLT-T for only \$189.95. Includes antenna, carrying case with belt loop, ni-cad battery pack, AC adapter and earphone. Order your scanner now.

#### Bearcat® 800XLT-T2

List price \$549.95/CE price \$239.95/SPECIAL 12-Band, 40 Channel • No-crystal scanner Priority control • Search/Scan • AC/DC Bands: 29-54, 118-174, 406-512, 806-912 MHz. Excludes 823.9875-849.0125 and 868.9875-894.0125 MHz. The Uniden 800XLT receives 40 channels in two banks. Scans 15 channels per second. Size 9-1/2" x 4-1/2" x 12-1/2". If you do not need the 800 MHz. band, a similar model called the BC 210XLT-T is available for \$178.95.

#### Bearcat® 145XL-T

List price \$189.95/CE price \$94.95/SPECIAL 10-Band, 16 Channel • No-crystal scanner Priority control • Weather search • AC/DC Bands: 29-54, 136-174, 406-512 MHz. The Bearcat 145XL is a 16 channel, programmable scanner covering ten frequency bands. The unit features a built-in delay function that adds a three second delay on all channels to prevent missed transmissions. A mobile version called the BC580XLT-T featuring priority, weather search, channel lockout and more is available for \$94.95. CEI's package price includes mobile mounting bracket and mobile power cord.

#### President® HR2510-T

List price \$499.95/CE price \$239.95/SPECIAL 10 Meter Mobile Transceiver • Digital VFO Full Band Coverage • All-Mode Operation Backlit liquid crystal display • Auto Squelch RIT • Preprogrammed 10 KHz. Channels Frequency Coverage: 28.0000 MHz. to 29.8999 MHz. The President HR2510 Mobile 10 Meter Transceiver made by Uniden, has everything you need for amateur radio communications. Up to 25 Watt PEP USB/LSB and 25 Watt CW mode. Noise Blanker. PA mode. Digital VFO. Built-in S/R/MOD/SWR meter. Channel switch on the microphone, and much more! The HR2510 lets you operate AM, FM, USB, LSB or CW. The digitally synthesized frequency control gives you maximum stability and you may choose either pre-programmed 10 KHz. channel steps, or use the built-in VFO for steps down to 100 Hz. There's also RIT (Receiver Incremental Tuning) to give you perfectly tuned signals. With receive scanning, you can scan 50 channels in any one of four band segments to find out where the action is. Order your HR2510 from CEI today.

#### NEW! President® HR2600-T

List price \$599.95/CE price \$299.95/SPECIAL 10 Meter Mobile Transceiver • New Features The new President HR2600 Mobile 10 Meter Transceiver is similar to the Uniden HR2510 but now has repeater offsets (100 KHz.) and CTCSS encode.



BC760XLT 800 MHz. mobile scanner SPECIAL!

### ★ ★ ★ Uniden Cordless Telephones ★ ★ ★

XE750-T Uniden Cordless Phone with speaker ..... \$99.95  
XE550-T Uniden Cordless Phone ..... \$79.95  
XE300-T Uniden Cordless Phone ..... \$69.95

### ★ ★ ★ Extended Service Contract ★ ★ ★

If you purchase a scanner, CB, radar detector or cordless phone from any store in the U.S. or Canada within the last 30 days, you can get up to three years of extended service contract from Warrantech. This service extension plan begins after the manufacturer's warranty expires. Warrantech will perform all necessary labor and will not charge for return shipping. Extended service contracts are not refundable and apply only to the original purchaser. A two year extended contract on a mobile or base scanner is \$29.99 and three years is \$39.99. For handheld scanners, 2 years is \$59.99 and 3 years is \$79.99. For radar detectors, two years is \$29.99. For CB radios, 2 years is \$39.99. For cordless phones, 3 years is \$34.99. Order your extended service contract today.

### OTHER RADIOS AND ACCESSORIES

BC55XLT-T Bearcat 10 channel scanner ..... \$114.95  
BC70XLT-T Bearcat 20 channel scanner ..... \$159.95  
BC175XLT-T Bearcat 16 channel scanner ..... \$156.95  
R2066-T Regency 60 channel scanner ..... \$149.95  
R1099-T Regency 45 channel scanner ..... \$109.95  
T82-T Regency 75 channel scanner ..... \$269.95  
UC102-T Regency VHF 2 ch. 1 Watt transceiver ..... \$114.95  
BPS5-T Regency 16 amp reg. power supply ..... \$179.95  
BP205-T1 Ni-Cad batt. pack for BC200/BC100XLT ..... \$39.95  
B8-T 1.2 V AA Ni-Cad batteries (set of eight) ..... \$17.95  
FBE-T Frequency Directory for Eastern U.S.A. .... \$14.95  
FBW-T Frequency Directory for Western U.S.A. .... \$14.95  
RFD1-T Great Lakes Frequency Directory ..... \$14.95  
RFD2-T New England Frequency Directory ..... \$14.95  
RFD3-T Mid Atlantic Frequency Directory ..... \$14.95  
RFD4-T Southeast Frequency Directory ..... \$14.95  
RFD5-T N.W. & Northern Plains Frequency Dir. .... \$14.95  
ASD-T Airplane Scanner Directory ..... \$14.95  
SRF-T Survival Radio Frequency Directory ..... \$14.95  
TSG-T "Top Secret" Registry of U.S. Govt. Freq. .... \$14.95  
TTC-T Tune in on telephone calls ..... \$14.95  
CBH-T Big CB Handbook/AM/FM/Freeband ..... \$14.95  
TIC-T Techniques for Intercepting Communications ..... \$14.95  
RRF-T Railroad frequency directory ..... \$14.95  
EEC-T Embassy & Espionage Communications ..... \$14.95  
CIE-T Covert Intelligence, Elect. Eavesdropping ..... \$14.95  
MFF-T Midwest Federal Frequency directory ..... \$14.95  
A60-T Magnet mount mobile scanner antenna ..... \$35.95  
A70-T Base station scanner antenna ..... \$35.95  
A1300-T 25 MHz-1.3 GHz Discone antenna ..... \$109.95  
USAMM-T Mag mount VHF ant. w/ 12' cable ..... \$39.95  
USAK-T 3/4" hole mount VHF ant. w/ 17' cable ..... \$35.95  
Add \$4.00 shipping for all accessories ordered at the same time. Add \$12.00 shipping per radio and \$4.00 per antenna.

### BUY WITH CONFIDENCE

To get the fastest delivery from CEI of any scanner, send or phone your order directly to our Scanner Distribution Center. Michigan residents please add 4% sales tax or supply your tax I.D. number. Written purchase orders are accepted from approved government agencies and most well rated firms at a 10% surcharge for net 10 billing. All sales are subject to availability, acceptance and verification. All sales on accessories are final. Prices, terms and specifications are subject to change without notice. All prices are in U.S. dollars. Out of stock items will be placed on backorder automatically unless CEI is instructed differently. A \$5.00 additional handling fee will be charged for all orders with a merchandise total under \$50.00. Shipments are F.O.B. CEI warehouse in Ann Arbor, Michigan. No COD's. Most items listed have a manufacturer's warranty. Free copies of warranties on these products are available by writing to CEI. Non-certified checks require bank clearance. Not responsible for typographical errors.

Mail orders to: Communications Electronics, Box 1045, Ann Arbor, Michigan 48106 U.S.A. Add \$12.00 per scanner for U.P.S. ground shipping and handling in the continental U.S.A. For Canada, Puerto Rico, Hawaii, Alaska, or APO/FPO delivery, shipping charges are two times continental U.S. rates. If you have a Discover, Visa, American Express or Master Card, you may call and place a credit card order. 5% surcharge for billing to American Express. Order toll-free in the U.S. Dial 800-USA-SCAN. In Canada, dial 800-221-3475. FAX anytime, dial 313-971-6000. If you are outside the U.S. or in Michigan dial 313-973-8888. Order today. Scanner Distribution Center and CEI logos are trademarks of Communications Electronics Inc. Sale dates 10/1/89 - 3/31/90 AD #100189-T Copyright © 1989 Communications Electronics Inc.

For credit card orders call  
**1-800-USA-SCAN**

**COMMUNICATIONS ELECTRONICS INC.**

**Consumer Products Division**  
P.O. Box 1045 □ Ann Arbor, Michigan 48106-1045 U.S.A.  
For orders call 313-973-8888 or FAX 313-971-6000



radio from the mike, just by holding the button down. The result of that design is shown in Figure 2.

## Circuit Workings

The 4001 is a CMOS quad 2 input NOR gate. On any one gate, with either or both input high, the output is low; with both inputs low, the output is high. Sections A and B are configured as an astable multivibrator to generate the clock pulses needed to eliminate the need to depress the mike button for each tuning increment.

The rate at which the tuning takes place (clock frequency) is determined by the 0.1  $\mu$ F capacitor and the 470k resistor. The 4.7 megohm input resistor is generally 10 times the value of the timing resistor, and contributes to 50% duty cycle as well as independence of the clock frequency from supply voltage variations. With the values shown, you get about 2 pulses per second, apparently a comfortable tuning rate. You can fine tune SSB signals without overshooting the target frequency or tuning too slowly.

The output of the multivibrator (pin 4) is fed to pins 12 and 8 of the other 4001 sections, which are used as gated inverters. (The gating is what we're after; the inverting has no serious consequences for our application). At this point, the pulse train goes nowhere until one of the other gate leads is grounded (ultimately by either the up or down mike button). If the "up" mike button is pressed, pin 13 of section C is grounded, and a pulse train is output from pin 11 through the 1k isolation resistor to the white wire on J307, causing the HR2510 to increment one digit per pulse.

If the "down" button is pressed, a ground is placed on pin 9 or section D of the 4001. Also, the diode between pins 13 and 9 become forward-biased and applies a near-ground on pin 13 of section C. This causes a pulse train at both pins 10 and 11, through the isolation resistors and on to the white and gray wires on J307. This, in turn, causes the HR2510 to decrement one digit per pulse for as long as the button is held down. The circuit is simple, but it serves very well as the interface to accomplish our purpose.

## Building the Circuit

My prototype was built on a portion of perf board with a pad-per-hole configuration purchased from Radio Shack. The component count (10) is so low, I didn't take time to try to design and etch a printed circuit board. It took me half an hour to build the circuit (see Photo A). Fabricating a PCB would have taken longer than that.

Using the layout shown in Figure 3, mount the components. In most cases, you can make connections using the extra length of the component leads. For those of you who are using the Radio Shack circuit board, the Component Mounting Guide table may help. After placing the parts (as shown in solid lines), and

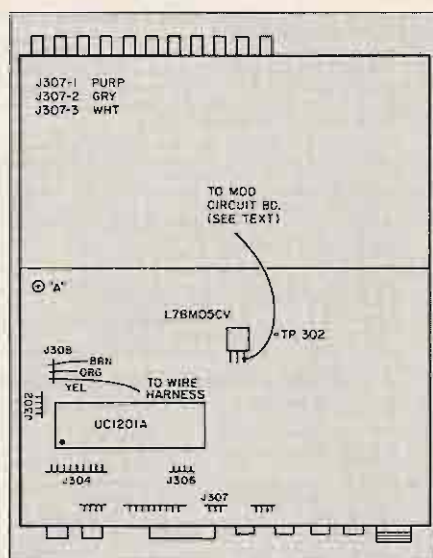


Figure 1. The opened HR2510. Front panel faces down.

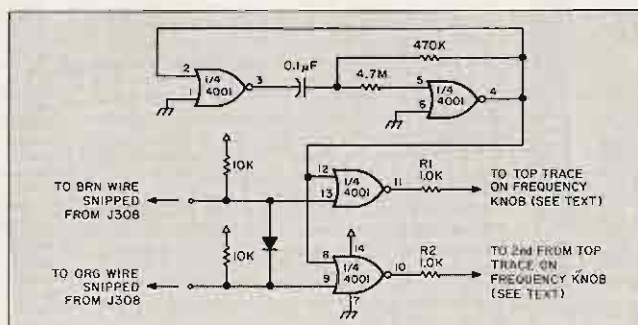


Figure 2. Schematic for the mike tuner interface, which fits into the HR2510.

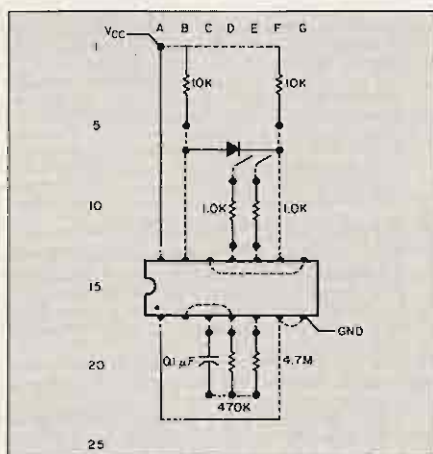


Figure 3. Parts placement for the mike tuner interface.

the wires underneath (in broken lines), make the proper connections.

Refer to the perfboard in Photo A. The 1k resistors between D8 and D12 have leads going into D8, then pulled up through D7 to connect to the HR2510. The same goes for the 1k resistor between E8 and E12. Pull the lead down through E7 and then back up through E8. When the circuit is built, cut off the excess board along row 25 and column J.

Cut six 12-inch lengths of wire. Attach a red wire to A1 on the circuit board (wire from IC pin 14) and a black wire to A3 on the

circuit board (wire to pin 1 on the IC). These are your positive and negative supply leads respectively. Connect another wire to the resistor end looped through D8 and D7, and another to the resistor end looped through E8 and E7.

Finally, carefully solder a wire to the anode of the diode (location B6, or even better, the resistor lead at B5) and another to the cathode (location F6, or even better, to the resistor lead at F5). Temporarily, set the board aside.

## Installation

With the front panel facing you, and the bottom cover facing up, (the side with the speaker), remove the four side screws holding the cover. Carefully remove the bottom cover, paying particular attention to the wires still attached to the speaker mounted on the cover.

I found it convenient to unsolder the speaker wires and set the bottom cover aside. You can see that there is plenty of room in the rear half of the radio for extra goodies. Press two layers of double stick tape to the bottom of your board, then press it firmly onto the HR2510 circuit board in the left rear corner (see Photo B).

Attach the six wires coming from the circuit board as follows:

1. The ground wire of your circuit board (IC pin 1,6,7, etc.) is routed along the left edge of the chassis and fastened under the screw at point A. (Figure 1)

2. The voltage supply wire (IC pin 14, etc.) is routed toward the center and to the L78M05CV regulator. Carefully solder to the right hand lead as shown in Figure 1.

3. The lead coming from location D7 (the resistor R1 connected to pin 11 of the IC) is carefully routed down the center and toward the frequency knob. Carefully solder to the top trace on the frequency control circuit board. This is the trace with the white wire attached to it.

4. The lead coming from location E7 (the resistor R2 connected to pin 10 of the IC) is carefully routed down the center and toward the frequency knob and soldered to the next trace down on the frequency control circuit board. This trace has a gray wire attached to it.

5. Refer to Figure 1 and locate J308 with the brown, orange and yellow wires attached. About 1 inch from the connector, cut the brown and orange wires. This will allow easy restoration of the HR2510 to its original configuration.

6. Connect the wire coming from the anode of the diode on your circuit board (location B6 or B5) to the longer brown lead going into the harness snipped from J308. Connect the wire coming from the cathode of the diode (location F6 or F5) to the longer orange lead going into the harness snipped from J308.

7. Installation is now complete. Inspect all wiring before applying power.



## Testing

Testing is very simple. Turn on the power. All controls should work normally. Manually turning the frequency control should increase or decrease frequency by the increments selected by the span button.

Now for the good part! Depress and hold the "up" button on the mike. The frequency should slide effortlessly up the band at about 2 increments per second. Try the "down" button. It should slide down the band at the same rate. Isn't this much better than manual tuning?

If you think that this is good, wait until you try it while you're driving!

## Conclusion

This project is easy. With the proper care, it should go very smoothly. From start to finish, it should take about 2 hours. It's worth the effort and sure beats selling the whole rig to buy the upgraded version.

If you're a little squeamish about messing around inside your rig, you can send it to me insured with a check for \$50.00 to cover parts, labor, and return shipping. I'll be happy to modify it and return it within a week of when I get it. Just remember, if it's in warranty, this mod will void your warranty.

Enjoy the easy tuning, and see you on 10m! **73**

Carl A. Kollar K3JML, 1202 Gemini St., Nanticoke PA 18634.


## Parts List

Qty	Description	Radio Shack Part #	Price
2	10kΩ ¼ W resistor	271-1335	.39, pkg. of 5
1	1N914 diode	276-1122	.99, pkg. of 10
2	1kΩ ¼ W resistor	271-1321	.39, pkg. of 5
1	14 pin IC socket	276-1999	.89
1	0.1µF 50 V capacitor	272-135	.59, pkg. of 2
1	470k ¼ W resistor	271-1354	.39, pkg. of 5
1	4.7M ¼ W resistor	Local TV repair shop	
1	4001 CMOS IC	276-2401	.99
1	project board	276-158A	2.29
1	high bond double stick tape	64-2361	1.99, pkg. of 2

## Component Mounting Guide on Radio Shack PCB

Component	Mounting Points
10k resistor	B1 to B5
10k resistor	F1 to F5
1N914 diode	B6 to F6
1k resistor	*D8 and D7 to D12
1k resistor	*E8 and E7 to E12
IC socket, pins 14 to 8	A13 to G13
IC socket pins 1 to 7	A16 to G16
Jumper wire	A17 to A23
Jumper wire	B23 to F23
Jumper wire	A1 to A12
0.1 µF capacitor	C17 to C21
470k resistor	D17 to D21
4.7M resistor	E17 to E21
*See text	

**MISSION CONSULTING, INC.**  
MISSION COMMUNICATIONS  
11903 Alief-Closide Suite 500  
HOUSTON, TEXAS 77082



WE HAVE EXPANDED AND NOW STOCK MANY NEW PRODUCTS. WE CARRY:


AEA, ALINCO, AMECO, AMP SUPPLY, AFPA DELTA, ANTECO, APRIL, B&B INSTRUMENTS, BARKER & WILLIAMSON, BENCHER, BOMAR, BUTTERNUT, BEE, CUSHCRAFT, COMMUNICATION SPECIALISTS, CRB RESEARCH, DAIWA, DIAMOND, HENRY, HUSTLER, HAM RADIO, INTL. CRYSTAL, INTL. WIRING & CABLE, KANTRONICS, KACHINA, KENPRO, KDK, KLMMIRAGE, LUNAR, LARSON, MOBILE MARK, MFJ, NEUTECH, NCG, NYE, PERIPHEX, QST, RF INDUSTRIES, RADIO PUBLICATIONS, RADIO AM, CALLBOOK, SAMSON, SPIRO, SMILEY ANTENNA, SANTEC, SYN, TEXTILES, 73MAG, STANDARD, TAD, TEN-TEC, VALOR, VECTOR, GORDON WEST, WELZ, YAESU, AND ICOM. (713) 879-7764

In house service available. Telex 166872 MCON UT  
Just write, or give us a call! FAX (713) 879-9341

CIRCLE 187 ON READER SERVICE CARD

## HEWLETT PACKARD SIGNAL GENERATOR

HP-606A 10 kHz-65 MHz



**\$200.**

Rebuilt and in Original Government Package

Limited Quantity-ORDER TODAY

N.E. LITSCHKE

P.O. Box 191

Canandaigua, NY 14424-0191

716-394-9099

716-394-0148

FAX 716-394-8329

## COMTELCO INDUSTRIES

Thousands Sold For Commercial Use!

**19.95**

144 - 450 MHz  
**MAGNET MOUNT**  
1/4 Wave Antenna

or  
144 - 450 MHz

**TRUNK LIP MOUNT**

With Removable 1/4 Wave Antenna  
Each supplied with 12 ft. of RG 58U Coax and a choice of BNC or PL 259 Connector. 150 Watt Power Handling Capacity. Frequency trimming chart included.

1-800-634-4622

1-312-790-9894

(In Illinois)

Quality products Made in the U.S.A.

COMTELCO INDUSTRIES INC.

P.O. Box 681429, Schaumburg, IL 60168

CIRCLE 15 ON READER SERVICE CARD

**NextDay** **QSLs**  
Two-Color Rainbow Assortment

Call Today & We Ship Next Day 2nd Day ASAP

100	\$29.95	\$24.95	\$19.95
200	\$39.95	\$34.95	\$29.95
400	\$49.95	\$44.95	\$39.95
500	\$54.95	\$49.95	\$44.95
1000	\$99.95	\$89.95	\$79.95

Info \$1  
**AntennasWest**  
(801) 373-8425

All orders paid 2nd day air! priority mail!  
For overnight air delivery add \$10.  
Box 50062-S, Provo UT 84605

CIRCLE 89 ON READER SERVICE CARD

## NEW ONLINE CALL DIRECTORY

Our new HAMCALL service gives you 494,114+ Hams, via your computer. \$29.95 per year — unlimited use!

BUCKMASTER PUBLISHING

Mineral, Virginia 23117

703: 894-5777 800: 282-5628

CIRCLE 170 ON READER SERVICE CARD

## "Looking for the best deal"



Specializing

in

**Kantronics and AEA Products**

Terminal programs for popular computers

CIRCLE 103 ON READER SERVICE CARD