

# F10 DYNAMIC INSTRUMENT MICROPHONE

## OVERVIEW:

The F10 is a dynamic instrument microphone designed for live sound and studio applications. Characterized with a tailored frequency response of 50 Hz - 12 kHz, the F10 is ideally suited for instruments requiring mid-bass and mid-high reproduction. A cardioid pick-up pattern helps to minimize feedback and isolate the instrument from ambient sound coming from the room or from other instruments on stage.

Compact and roadworthy, the F10 features a durable die cast zinc alloy body, steel mesh grill, and integrated mic clip.

Low impedance and balanced output allow interference-free performance even with long cable runs.

## SUPPLIED ACCESSORIES:

Carrying pouch (P1)

## OPTIONAL ACCESSORIES:

TRIPOD - Tripod mic stand

DFLEX - All purpose percussion clamp

DVICE - Spring loaded rim mount clamp

DCLAMP - Tension rod mic clamp

CBL-20 - 20' XLR - XLR mic cable

CBL-DR25 - 25' right angle XLR - XLR mic cable



## FEATURES:

- Tailored frequency response
- Upper mid-range attack and clarity
- Integral mic clip attached
- 5 year warranty

## APPLICATIONS:

- Snare
- Toms
- High hat
- Congas, Bongos, Quintos
- Timbales, Shekere
- Guitar Cabinets



F10 on DFLEX



F10 on DCLAMP



TRIPOD



CBL-20

**SPECIFICATIONS:**

Transducer Type	Dynamic
Frequency Response	50 Hz - 12 kHz
Polar Pattern	Cardioid
Output Impedance	250 ohms
Sensitivity	1.5 mV / Pa @ 1k
Capsule Technology	Double dome
Off Axis Rejection	>20 dB
Maximum SPL	≥135 dB
Power Requirements	None
Connector	3 pin gold plated male XLR connector
Polarity	Positive pressure on diaphragm produces positive voltage on pin 2 relative to pin 3 of output XLR connector
Housing / Finish	Die cast zinc / Black E-Coat
Weight	201.2 g / 7.1 ounces
Length	108 mm / 4.25 inches

**ARCHITECTS AND ENGINEERS SPECIFICATIONS:**

The microphone shall be of the dynamic type available in a cardioid polar pattern. The nominal output impedance shall be equal to 250 ohms at 1 kHz. The microphone shall have a sensitivity of 1.9 mV / Pa at 1 kHz. The microphone shall have a maximum SPL level of ≥135 dB with THD of 0.5%. The microphone body shall be of die cast zinc alloy. The dimensions shall be 22 mm in diameter at the base, 40 mm in diameter at the widest point and 108 mm in length. The microphone shall be the Audix F10.

**OPERATION:**

The F10 is a low impedance microphone and should be plugged into a "mic level" input on your console, mixer, or recording device. Please note that the F10 does not require phantom power and will not be effected in any way by phantom power should it be running simultaneously while the microphone is in operation. Avoid plugging or unplugging the microphone from the PA system unless the channel is muted or the volume of the system turned down. Failure to do so may result in a loud "popping" noise which could seriously damage the speakers in the PA system.

**USER TIPS**

The F10 has a tight (cardioid) pick-up pattern in order to help minimize the sound from other instruments on stage from "bleeding" into the microphone. For this reason, it the F10 is very effective for miking drums and percussion and in capturing the sound of each component of the kit.

**Drums, hand percussion:** As a general rule, the bottom of the F10 should be 1-2 inches above the head of the drum and pointed towards the center. For more "ring" pull the mic back towards the rim; for less ring and more overtones, position the mic 1-2 inches inside the rim; for more attack, place the mic very close to the head; for more overtones and decay move the mic further away from the head.

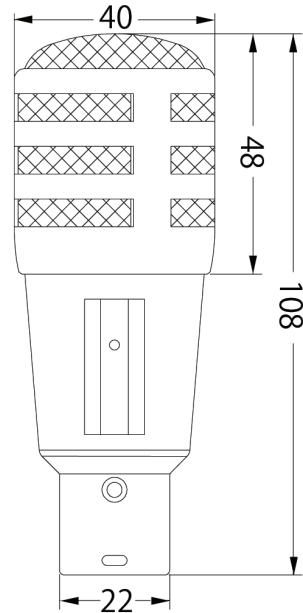
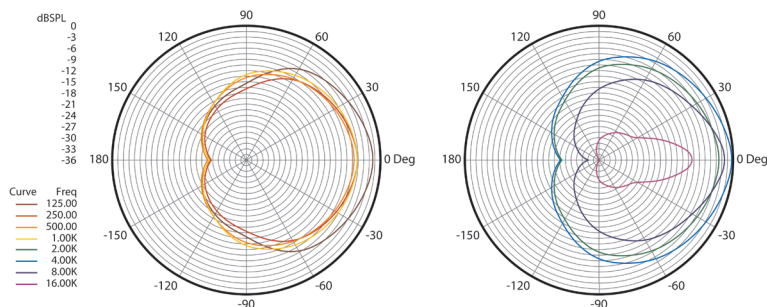
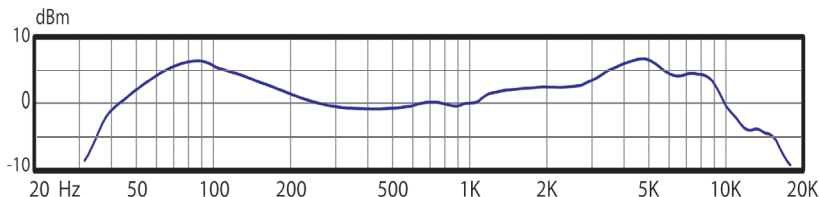
**Guitar cabinets:** The F10 can be placed within 1-2 inches of the grill cover at a 90 degree angle pointing directly into the speaker. If the mic is placed closer to the edge of the speaker, you will minimize the higher frequencies and get a warmer, fatter tone. To capture more highs, move the mic closer towards the center of the speaker, but avoid the middle of the speaker.

**Horns:** Place the mic within 1-2 inches of the bell, especially when on a stage with drums, bass, guitar, etc.

\*Further miking techniques may be found on our website at [www.audixusa.com](http://www.audixusa.com)

**FREQUENCY / POLARS:**

**DIMENSIONS (mm):**



\*\*\*All specifications subject to change without notice.

**SERVICE AND WARRANTY:**

This microphone is under warranty for a period of 5 years from any and all manufacturing defects. Should your microphone fail in any way, please contact the Audix Service department at 503-682-6933. A Return Authorization number is required before returning any products.

**CARE AND MAINTENANCE:**

The F10 is manufactured to exacting specs with road worthy construction. However, the capsule is highly sensitive and should be handled with care. Avoid extreme temperatures and be sure to store your microphone in the pouch provided when not in use. Moisture of any kind can adversely affect the sound and performance of your microphone.

To register your microphone, please visit [www.audixusa.com](http://www.audixusa.com)



[www.audixusa.com](http://www.audixusa.com) Call: 503-682-6933 Fax: 503-682-7114  
Audix Corporation 9400 SW Barber Street, Wilsonville, OR 97070