






Installation Guide

Installing Nikon View 4 and Supporting Software

[Windows](#) / [Macintosh](#)

If you have already completed installation, click [here](#)  to return to the previous view.

The procedure for installing Nikon View 4 varies according to your operating system, make of camera, and the image database software you are using. Click the links below for complete installation instructions. After reading these instructions, you will be returned to the *Nikon View 4 Reference Manual*.

Camera	Operating system	
COOLPIX885 COOLPIX775	 Windows Millennium Edition (Me) Windows 98/98 Second Edition (SE) Windows 2000 Professional Windows XP Home Edition Windows XP Professional	Other image database software (such as Cumulus)  Windows Millennium Edition (Me) Windows 98/98 Second Edition (SE) Windows 2000 Professional Windows XP Home Edition Windows XP Professional
	 Mac OS	 Mac OS